

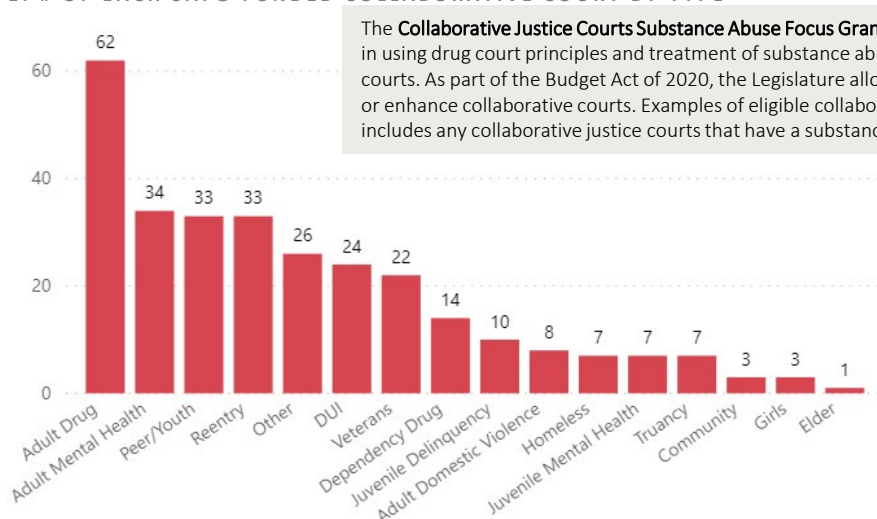


SUBSTANCE ABUSE FOCUS GRANT (SAFG) DASHBOARD* DELIVERABLE SURVEY 1 FY 2020-2021



OF SAFG-FUNDED COLLABORATIVE COURTS & PARTICIPATION: TOTAL & BY TYPE

1. # OF EACH SAFG-FUNDED COLLABORATIVE COURT BY TYPE



The Collaborative Justice Courts Substance Abuse Focus Grant Program is designed to promote innovation and to assist courts in using drug court principles and treatment of substance abuse and related issues in the context of collaborative justice courts. As part of the Budget Act of 2020, the Legislature allocated a total of \$1.16 million for California to maintain, expand, or enhance collaborative courts. Examples of eligible collaborative justice courts are shown in the below graph. "Other" includes any collaborative justice courts that have a substance abuse focus.

2. # OF PARTICIPANTS BY SAFG-FUNDED COLLABORATIVE COURT TYPE

294 collaborative courts

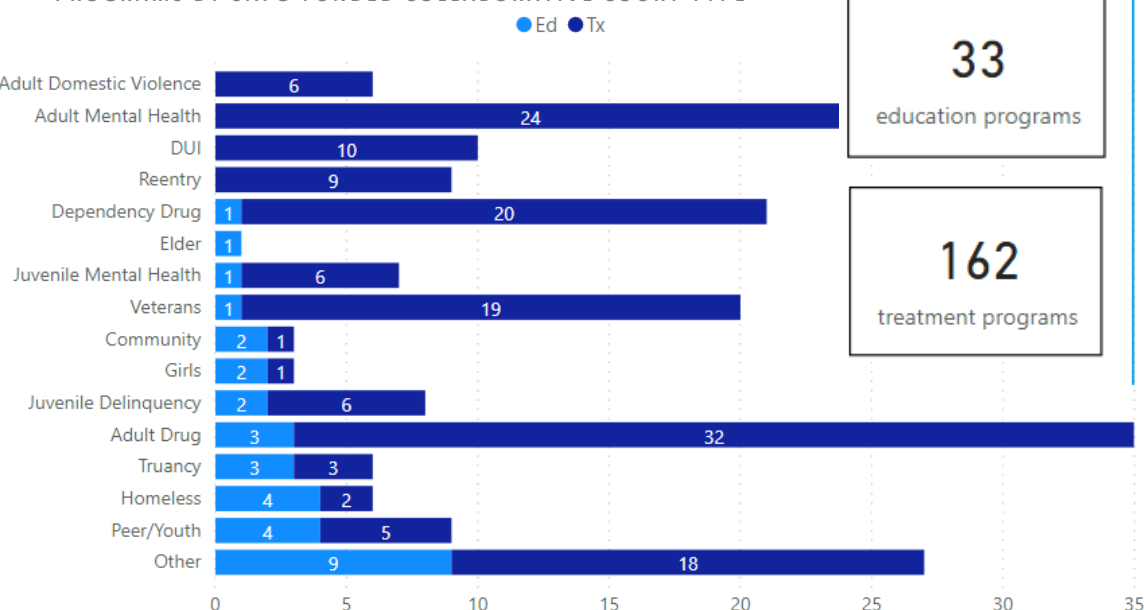
75K total participants

Collaborative Court	participants
Adult Drug	4377
Adult Mental Health	3842
Peer/Youth	55258
Reentry	496
Other	4613
DUI	1203
Veterans	983
Dependency Drug	1789
Juvenile Delinquency	109
Adult Domestic Violence	187
Homeless	733
Juvenile Mental Health	130
Truancy	298
Community	975
Girls	55
Elder	15

RANGE OF SAFG-FUNDED COLLABORATIVE COURT TYPES & TOTAL PARTICIPANTS



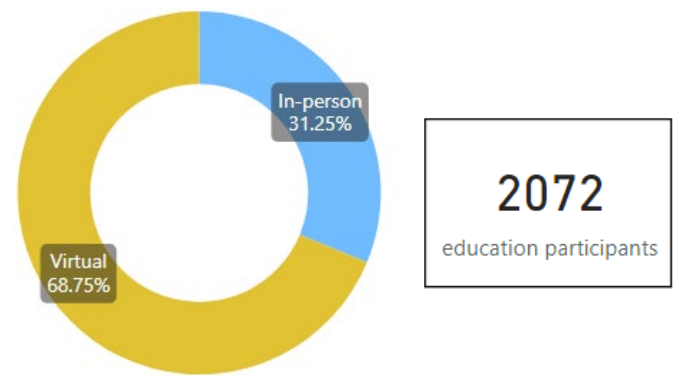
3. BREAKDOWN OF TREATMENT (TX) & EDUCATION (ED) PROGRAMS BY SAFG-FUNDED COLLABORATIVE COURT TYPE



33 education programs

162 treatment programs

4. BREAKDOWN OF SAFG-FUNDED EDUCATION EVENTS BY IN-PERSON & VIRTUAL SESSION TYPE



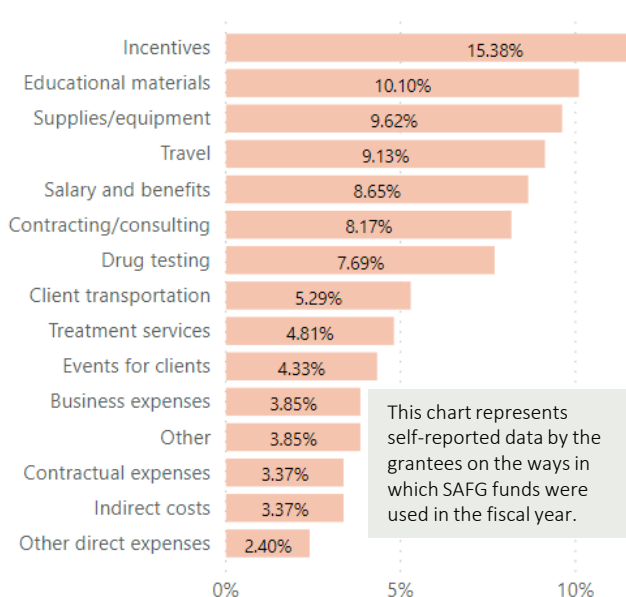
2072 education participants

Courts are permitted to apply for grants for more than one collaborative court type and at more than one site. Programs that focus on treatment receive a larger grant allocation in recognition of the intensive case management required in treatment court programs. The "Other" category represents collaborative courts that are unique to the local jurisdiction.

USE OF SAFG/DEPENDENCY DRUG COURT AUGMENTATION (DDC) FUNDS & DDC OUTCOMES

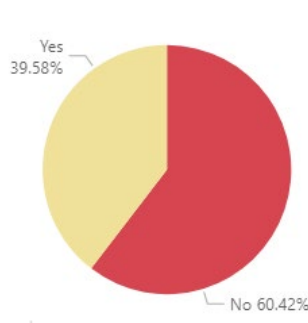


5. USE OF SAFG FUNDS BY THE COURTS



This chart represents self-reported data by the grantees on the ways in which SAFG funds were used in the fiscal year.

6. DID COVID-19 IMPACT USE OF SAFG FUNDS?



COVID-related funding use	%
Purchase technology to provide remote services	30.00%
Educational materials for remote services	22.50%
Purchase technology for participant use	22.50%
Other (remote drug testing, PPEs, etc.)	20.00%
Access to web-based translation services	5.00%
Total	100.00%

7. USE OF DDC FUNDS

314 graduated
304 exited unsuccessfully
1381 served

The DDC grant of \$75,000- which comes from Federal Court Improvement Program funds- is available to all eligible dependency drug courts requesting funding through the SAFG Program for the purpose of implementing, maintaining, enhancing, or expanding their dependency drug courts. These funds augment the SAFG awards following the Judicial Council-approved Caseload-Based Funding-Level Formula for distributing the funds.

* This infographic only provides data on courts funded by the Substance Abuse Focus Grant and is not representative of all collaborative courts in California.



SUBSTANCE ABUSE FOCUS GRANT (SAFG) DASHBOARD* DELIVERABLE SURVEY 2 FY 2020-2021



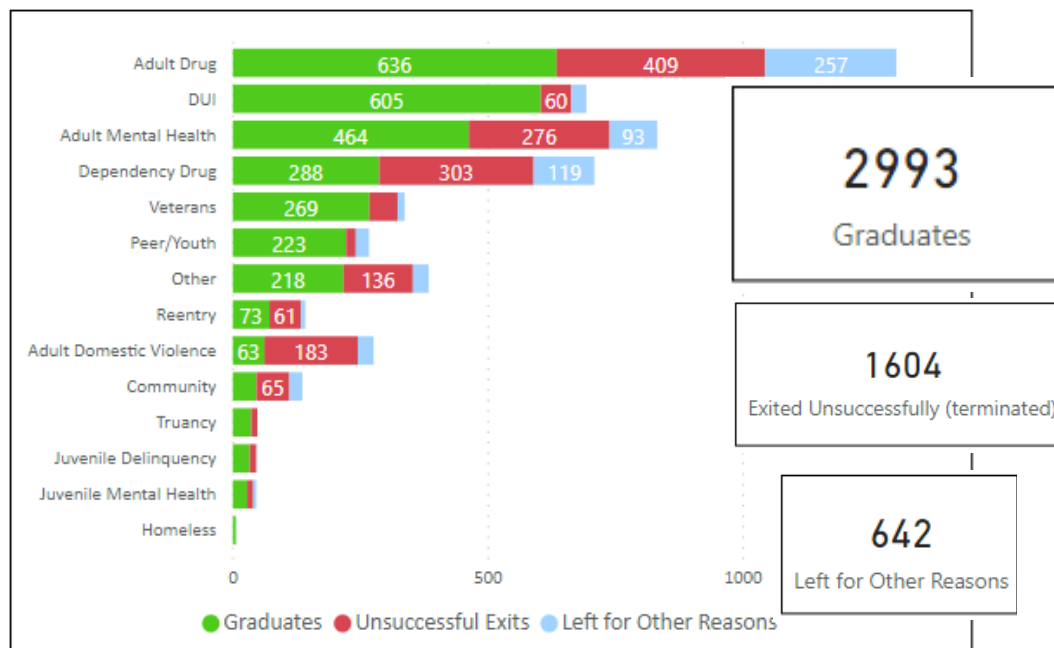
PARTICIPATION IN SAFG-FUNDED COLLABORATIVE COURTS & TREATMENT OUTCOMES

1. SNAPSHOT: # OF PARTICIPANTS ENROLLED ON A GIVEN DAY BY SAFG-FUNDED COLLABORATIVE COURT TYPE

Collaborative Court Type	Participants
Adult Mental Health	3336
Adult Drug	2769
DUI	840
Dependency Drug	653
Veterans	640
Adult Domestic Violence	521
Other	504
Reentry	242
Peer/Youth	177
Juvenile Delinquency	82
Juvenile Mental Health	61
Truancy	47
Community	33
Homeless	13
Girls	6

9924
Participants

2. TREATMENT PROGRAM OUTCOMES BY COLLABORATIVE COURT TYPE



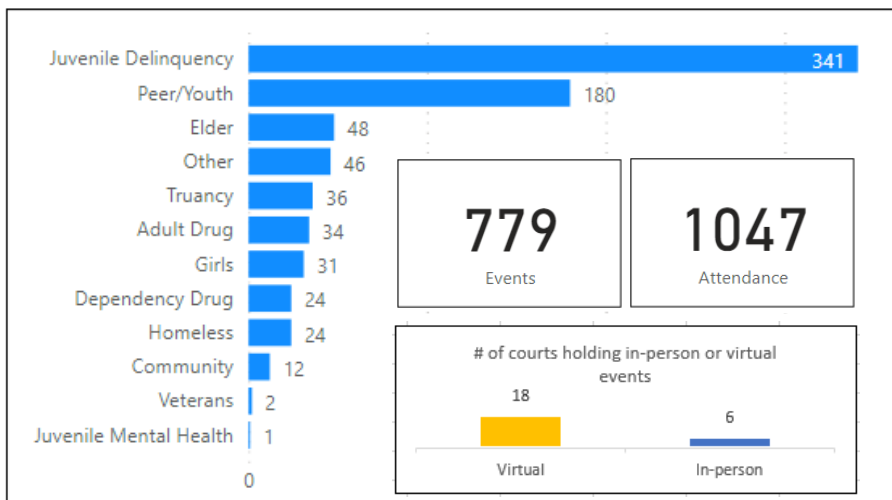
“Graduates” are participants who successfully completed their collaborative court program. “Exited Unsuccessfully” are those who did not complete the program and were terminated. “Left for Other Reasons” includes participants who may have transferred to other jurisdictions, changed to a different collaborative court program, or died, among others.

EDUCATION COLLABORATIVE COURT TYPES & DDC OUTCOMES



3. # OF EDUCATION EVENTS BY SAFG-FUNDED COLLABORATIVE COURT TYPE

4. USE OF DDC FUNDS



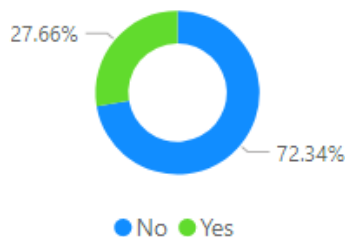
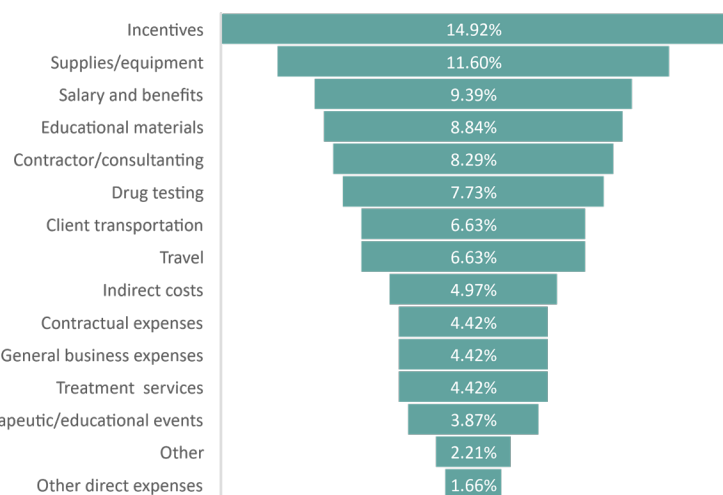
USE OF SAFG FUNDS & COVID-19 IMPACTS



5. USE OF SAFG FUNDS BY THE COURTS

6. DID COVID-19 IMPACT USE OF SAFG FUNDS?

7. WHAT ARE THE HIGHLIGHTS/CHALLENGES YOUR COURT FACED DUE TO THE PANDEMIC?



Funds Used for Pandemic Issues	%
Purchase technology to provide remote services	30.30%
Educational materials for remote services	18.18%
Purchase technology for participant use	18.18%
Personal Protective Equipment (PPE)	12.12%
Remote drug testing	9.09%
Access to web-based translation services	6.06%
Other (please specify)	6.06%
Total	100.00%

Highlights

- Adaptability with virtual sessions/hearings
- Graduations despite pandemic interruption
- Services returning via virtual/hybrid models with participants
- Virtual meetings advantageous to working participants

Challenges

- AB 1950: reduction in referrals & time to deliver proper treatment
- Difficulty not having face-to-face interactions with participants
- Limited supervision, drug testing, and home visits
- Limited supply of housing
- Offering residential treatment
- Short on staff
- Unreliable technology and internet

* This infographic only provides data on courts funded by the Substance Abuse Focus Grant and is not representative of all collaborative courts in California.