

Revenue Distribution Breakout Session A: Basic Distributions



Presenters & Subject Matter Experts

Nicholas Duffy, Judicial Council

Maria Lira, Judicial Council

Don Lowrie, Judicial Council

Gene Hughes, State Controller's Office

Henry Mathews, State Controller's Office

Christina Matta, Alpine Superior Court

Jennifer Zamora, Orange Superior Court

Julie N. Kelly, Placer Superior Court

Angelica Cosio, Yolo Superior Court

Christy Galindez, Yolo Superior Court

Housekeeping



*Pre-recorded and
“live” presentation.*

Mute the mic.



RAISE HAND


*...or use “Chat”
feature to share
information/ask
question(s).*

*Tell us how we did—
complete the survey!*

COURSE EVALUATION	
<input checked="" type="checkbox"/>	_____
<input type="checkbox"/>	_____
<input type="checkbox"/>	_____

Instruction Goals and Expectations

Provide information on basic concepts and terms regarding distributions necessary to complete distribution worksheets.



Using distribution worksheets attendees will learn hands-on how to:

Work through actual case studies of basic distributions.

Change information on the cases (priors, different base fines, etc.) to see their effect on the distributions.



BASIC CONCEPTS AND TERMS

Standard Criminal/Traffic Fine Equation

$$\begin{aligned} &\text{Base Fine + Base Fine Enhancements} \\ &= \\ &\quad \mathbf{\text{Total Base Fine}} \\ &+ \\ &\quad \text{State and Local Penalties} \\ &= \\ &\quad \mathbf{\text{Initial Penalty}} \\ &+ \\ &\quad \text{Surcharge, Fees, and Assessments} \\ &= \\ &\quad \mathbf{\text{Total Bail or Fine}} \end{aligned}$$

Base Fine or Base Bail

The amount from which the additional penalties and surcharge required by Penal Code § 1465.7 are calculated.

Total bail shall not exceed statutory limits and minimum statutory amounts must be imposed.

The 'fine' amount of the total bail shall not exceed the limitations specified by statute.

UB&PS Section IV, pg. vii

Countywide Bail Schedules



The Council is not the only entity required to publish a bail schedule.

Each individual court is required to prepare, adopt and annually revise a uniform countywide schedule of bail for all bailable felony offenses and for all misdemeanor and infraction offenses, except Vehicle Code infractions.

Thus, while the Council is required to publish the traffic infraction schedule, the counties are responsible for all others.



Rule 4.102 additionally requires that, when performing those duties, counties “give consideration to the (UBPS) approved by the Judicial Council.”

After adopting their countywide bail schedule, courts must send a copy of their countywide schedule to the Council “with a report stating how the revised schedule differs from the (UBPS).”

Base Fine Enhancements

Enhancement for Prior Vehicle Code (VC) Convictions

UB&PS section VII, pg. viii

- \$10 may be added to the base fine for each “prior” conviction within 36 months of the new offense. Both the current and “prior” offense must be a moving violation where a “point” was assigned per VC § 12810 or VC § 12810.2. The \$10 prior enhancements are assessed for each prior violation on a single count (assessed only once per case). Prior enhancements do not apply to traffic school cases. (Distinguished from VC § 40508.6)

Health & Safety Code (H&S) § 11372.5 - Criminal Lab Fee

Trial Court Revenue Distribution Guidelines (*Guidelines*)

- Base fine enhancement of \$50 for each violation of the H&S code under subdivision (b).

H&S § 11372.7 - County Drug Program Fee

Guidelines

- Base fine enhancement of up to \$150 for each violation of Health & Safety Code sections 11350 through 11392 except H&S § 11357(b).

2% State Court Automation

- Government Code § 68090.8 - 2% State Court Automation *Guidelines*
 - Transferred from all fines, penalties, and forfeitures (not on surcharges or fees) collected in criminal cases.
 - So, referring to our equation, 2% applies to the:
 - Base fine
 - Base fine enhancement
 - State and local penalties

State Surcharge

- PC § 1465.7 – 20% State Surcharge *Guidelines*
 - 20% state surcharge is calculated on total **base fines**.
 - The state surcharge is **NOT** calculated on State and local penalties
(PC § 1464, GC § 70372, and GC § 76000.)
 - The GC § 68090.8 2% state court automation is **NOT** applicable to the state surcharge.

State and Local Penalties

- These penalties are calculated using the “Per 10, or part of 10” factor from a **ROUNDED UP** base fine.
- State and Local Penalties [UB&PS Section III A, pg. iii](#)
 - ✦ PC § 1464 State penalty = \$10 per 10
 - ✦ GC § 76104.6 County DNA Identification Fund penalty = \$1 per 10
 - ✦ GC § 76104.7 state DNA Identification Fund additional penalty = \$4 per 10
 - ✦ GC § 70372(a) state court facilities construction penalty = \$5 per 10
 - ✦ GC § 76000(a) county penalty *per board of supervisors’ resolution* = up to \$7 per 10
 - ✦ GC § 76000.5 emergency medical services (EMS) additional penalty *per board of supervisors’ resolution* = \$2 per 10

Board of Supervisors Resolution

Is there a list of assessments requiring a BOS resolution?

If I do not have one, should I assess?

How to obtain a BOS Resolution

State and Local Penalties

PC § 1464 - State Penalty *Guidelines*

- A penalty of \$10 per \$10 (or part of \$10) upon every fine, penalty, or forfeiture imposed - 70% goes to the State and 30% goes to the County.

GC § 76000 (a) & (e) - County Penalties *Guidelines*

- A penalty of up to \$7 per \$10 (or part of \$10) upon every fine, penalty, or forfeiture imposed (BOS).
- Board resolution specifies distribution to the following local funds:
 - GC § 76100 Courthouse Construction Fund;
 - GC § 76101 Criminal Justice Facilities Fund;
 - GC § 76102 Auto Fingerprint ID Fund;
 - GC § 76103 Forensic Lab Fund;
 - GC § 76104 EMS Fund;
 - GC § 76104.5 DNA ID Fund; and/or
 - GC § 76105 Special Purpose Fund.
- If responsibility for facilities transferred to State and **NO** bonded indebtedness remains, the penalty amount follows GC § 76000(e).

Transfer/ No Bonded Indebtedness

- Bonded Indebtedness – this is a debt that is secured by an issued bond with the monies received to be used to pay for Court Facilities.
- If the responsibility for one or more facilities has not transferred to the state, the revenues collected in the County's Courthouse Construction Funds will shift proportionally based on the square footage of the space that the County has transferred to the State.
 - For Example: if 75% of the County's Court Facility space transfers to the state and the revenues is not tied to bonded indebtedness on any of the Court Facilities, then 75% of the local courthouse construction fund would also transfer to the state.
- When this occurs, this affects how funds are collected under GC § 76000(a) or GC § 76000(e).

Additional Information can be found under GC § 70375.

Additional Penalties

GC § 76104.6 - DNA Identification Penalty *Guidelines*

- Additional penalty of \$1 per \$10 (or part of \$10) for every fine, penalty, or forfeiture imposed.
- Assessed on all criminal offenses.
- County transfers 25% to State each quarter.

GC § 76104.7 - DNA Identification Penalty *Guidelines*

- Additional penalty of \$4 per \$10 (or part of \$10) for every fine, penalty, or forfeiture imposed.
- Assessed on all criminal offenses (for violations after June 27, 2012.)
- County to transfer 100% to State.

Additional Penalties



GC § 70372 (a) - Court
Construction Penalty
Guidelines

Additional penalty of \$5 per 10 (or part of \$10) upon every fine, penalty, or forfeiture imposed.

Distributed to the State CFCF.



GC § 76000.5 -
Emergency Medical
Services (EMS)
Guidelines

Additional penalty assessment of \$2 per 10 (or part of \$10) of the base fine (board of supervisors' resolution).

Distributed to the County Maddy EMS Fund.

Fees and Assessments

PC § 1465.8 – Court Operations Assessment *Guidelines*

- \$40 assessed on every conviction for a criminal offense, including a traffic offense, except parking offenses as defined in subdivision (i) of Penal Code section 1463.
- "Conviction" includes the confidential conviction of a traffic violation on the condition that the defendant attend a court-ordered traffic violator school.
- 100% distribution to State TCTF.

GC § 70373 – Criminal Conviction Assessment *Guidelines*

- \$30 assessed for each *felony/misdemeanor* conviction, **or**
- \$35 assessed for each *infraction* conviction (including confidential conviction for completion of traffic school.)
- 100% distribution to State CFCF

Fees and Assessments

- VC § 42006 -Night Court Special Assessment
Guidelines

- Vehicle Code or local ordinance adopted where the court conducts night or weekend court sessions for traffic offenses.
- Court may levy a \$1 special assessment per fine, forfeiture, and traffic violator school fee imposed.
- When facilities have transferred w/o bonded indebtedness, the \$1 special assessment goes to the State.
- Non-parking violations

Recap of the Standard Criminal/Traffic Fine Equation/Formula

$$\begin{aligned} &\text{Base Fine + Base Fine Enhancements} \\ &= \\ &\quad \textbf{Total Base Fine} \\ &+ \\ &\quad \text{State and Local Penalties} \\ &= \\ &\quad \textbf{Initial Penalty} \\ &+ \\ &\quad \text{Surcharge, Fees, and Assessments} \\ &= \\ &\quad \textbf{Total Bail or Fine} \end{aligned}$$

How complex do you find revenue distribution?





Preparing for Distributions

Preparing for Distributions

1. Gather case information:

- Codes violated
- Violation date and conviction date
- Arresting agency (county, city, CHP)
- Disposition on each count (conviction, traffic school)
- Base fine and enhancements (*how much was assessed*)
- Prior violations

2. Obtain County Board of Supervisors' resolutions

3. Determine other factors



Gathering Case Information

Case Information:

- Violation Date = 9/16/2023
- Disposition Date = 11/21/2023
- Arresting Agency = Coronado Police Department
*% Split between County and City
(Refer to PC § 1463.002)*
- Violation = VC § 22349(b); 1-15 MPH Over 55 MPH Limit
- Violation Type = Infraction
- Disposition = Bail Forfeiture

Local County BOS Penalties:

- LCCF = \$2
- LCJF = \$2
- EMS = \$1.50
- DNA = \$.50
- Auto Fingerprint = \$1
- Additional EMS = \$2

Court Fees:

- PC § 1465.8 – Court Ops Assessment = \$40
- GC § 70373 – Criminal Conviction Assessment = \$35
- Night Court Fee = \$1



TRIAL COURT REVENUE DISTRIBUTION GUIDELINES

*Resources &
Links*

DISTRIBUTION WORKSHEETS

FAQs

Court & County SMEs

TC-31

LEGINFO

RESOURCES

JCC, SCO and FTB
staff

Breakout Sessions
Case studies/worksheets

CROSSWALK

Uniform Bail &
Penalty Schedules

PowerPoint Presentations

<http://www.courts.ca.gov/revenue-distribution.htm>



Uniform Bail & Penalty Schedule

Violation Code

Violation Description

TRAFFIC INFRACTION FIXED PENALTY SCHEDULE

(*See Preface, Section III) (**See Preface, Section IV)

(Vehicle Code)



Section

Notes



Offense

Base Fine/ Fee	State PA*	County PA*/10	DNA PA*	Court PA*/10	Surcharge* PA*/10	EMS PA*/10	Fine Surcharge & PA Subtotal	Court OPS Conv. Assess	Night Court	TAP Fee	Total Bail **/Fee	Category	DMV Points		
1.00	10/10	7		5/10	5	20%	2	40	35	1	0				
100	100	70		50	50	20	20	410	40	35	1	0	486	4a	1
35	40	28		20	20	7	8	158	40	35	1	0	234	4a	1
70	70	49		35	35	14	14	287	40	35	1	0	363	4a	1

22349 (b)

Speeding ≥ 26 MPH Over 55 MPH Limit

22349 (b)

Speeding 1-15 MPH Over 55 MPH Limit

22349 (b)

Speeding 16-25 MPH Over 55 MPH Limit

Leginfo



PENAL CODE - PEN

PART 2. OF CRIMINAL PROCEDURE [681 - 1620] (Part 2 enacted 1872.)

TITLE 11. PROCEEDINGS IN MISDEMEANOR AND INFRACTION CASES AND APPEALS FROM SUCH CASES [1427 - 1471] (Heading of Title 11 amended by Stats. 1998, Ch. 931, Sec. 407.)

CHAPTER 1. Proceedings in Misdemeanor and Infraction Cases [1427 - 1465.9] (Heading of Chapter 1 amended by Stats. 1998, Ch. 931, Sec. 408.)

1463.001. Except as otherwise provided in this section, all fines and forfeitures imposed and collected for crimes other than parking offenses resulting from a filing in a court, including civil assessments imposed under Section 1214.1, shall as soon as practicable after receipt thereof, be deposited with the county treasurer, and each month the total fines and forfeitures which have accumulated within the past month shall be distributed, as follows:

- (a) The state penalties, county penalties, special penalties, service charges, penalty allocations, and civil assessments imposed under Section 1214.1, shall be transferred to the proper funds as required by law.
- (b) The base fines shall be distributed, as follows:
 - (1) Any base fines which are subject to specific distribution under any other section shall be distributed to the specified funds of the state or local agency.
 - (2) Base fines resulting from county arrest not included in paragraph (1), shall be transferred into the proper funds of the county.
 - (3) Base fines resulting from city arrests not included in paragraph (1), an amount equal to the applicable county percentages set forth in Section 1463.002, as modified by Section 1463.28, shall be transferred into the proper funds of the county. Until July 1, 1998, the remainder of base fines resulting from city arrests shall be divided between each city and county, with 50 percent deposited to the county's general fund, and 50 percent deposited to the treasury of the appropriate city, and thereafter the remainder of base fines resulting from city arrests shall be deposited to the treasury of the appropriate city.

Guidelines

Table 1 — General Distribution of Fines and Forfeitures under PEN 1463.001

All criminal fines and forfeitures (except parking) without a specific distribution in statute are distributed pursuant to PEN 1463.001. Be advised that most statutes do not designate a specific distribution and are not separately listed in the Guidelines.

As stated in PEN 1463(l), “total fine or forfeiture” for purposes of distribution under PEN 1463.001 includes “the total amount of bail forfeited or deposited as cash bail subject to forfeiture.”

The special distribution for bail increases, pursuant to PEN 1463.28, applies to city arrest violations, but does not apply to county arrest violations within the specified counties.

The California Attorney General's Office has clarified that changes in PEN 1214 do not allow a county to charge interest on delinquent and/or unpaid fines. In *People v. Sutter Street Ry. Co*, 129 Cal. 545 (1900), the California Supreme Court held that interest was not allowed because the fine was for the purpose of punishment rather than for compensating for loss or damage. Furthermore, the absence of a specific distribution for interest indicates that the Legislature did not intend criminal judgment fines to bear interest.

The following apply to the fines and forfeitures in Table 1:

- State and local penalties;
- 2% deposit for automation; and
- State surcharge.

Guidelines

Trial Court Revenue Distribution Guidelines

Revision 34

**Table 1
General Distribution of Fines and Forfeitures under PEN 1463.001**

Code Section	Violation	Arresting Officer	Jurisdiction/ Highway Where the Violation Occurred	Distribution	Fund/ Identification	Applicable Code Section	Priority of Installment Payments
PEN 1463.001 — General Distribution of Base Fines and Forfeitures Collected for Crimes (no specific distribution) <i>Also see PEN 1203.1</i>	Various	California Highway Patrol	Outside the limits of a City (i.e., "County arrest").	100% to the County.	Proper funds of the County.	PEN 1463.001(b)(2), RTC 19282	3 or N/A – For Forfeited Bail Bond Forfeitures
		County officer or state officer	Immaterial.				
		California Highway Patrol	Within the limits of a City, District, Authority, or other local agency (i.e., "City arrest").	To the County: Scheduled % from PEN 1463.002, after limit pursuant to PEN 1463.28.	Proper funds of the County.	PEN 1463.001(b)(3), PEN 1463.002, PEN 1463.28, RTC 19282, VEH 42200*	
		City officer (includes San Francisco), employee of district, authority, or other local agency authorized to make arrests or issue notices to appear or notices of violation that may be filed in court.	Immaterial.	Balance to the City, District, Authority or other local agency			

How does the Crosswalk work?



**Uniform E
and Penalty
Schedules**

2024 EDITION


(Cal. Rules of Court, rule 4.102)

TRAFFIC
BOATING
FORESTRY
FISH AND GAME
PUBLIC UTILITIES
S AND RECREATION
S LICENSING

Revenue
Recently Asked Que
December 2022



State of California
al Court Revenue
tribution Guidelines
Revision 34
Updated as of January 1, 2024




JUDICIAL COUNCIL OF CALIFORNIA

CROSSWALK BETWEEN TRIAL COURT REVENUE DISTRIBUTION GUIDELINES, THE UNIFORM BAIL & PENALTY SCHEDULES, AND FAQ'S

The codes and any guidance contained in this document, Trial Court Revenue Distribution Guidelines, the Uniform Bail and Penalty Schedules, and distribution templates are subject to the effective dates as stated in the specific sections. Refer to the current code to ensure the most current language is implemented.

Table 1 - General Distribution of Fines and Forfeitures Under PC 1463.001

Trial Court Revenue Distribution Guidelines (Rev 34) 1-1-2024				Uniform Bail & Penalty Schedules 2024		
Index	Code Section	Code Description	Violation	FAQ	Description	Pg.
1.1	1	PEN 1463.001	Table 1 - General Distribution of Base Fines and Forfeitures Collected for Crimes	Various (no specific distribution)	A13, A21-22, A53, C6, C9, C10, C18, C32, C84	Not listed



www.courts.ca.gov/revenue-distribution.htm

FAQ Search: Jurisdiction

A	21	Jurisdiction	April 1, 2013	<p>Q When a police officer who is employed by one city writes a ticket in another city, which city has jurisdiction?</p> <p>For example, when a police officer of City A writes a ticket in City B, which city gets the money—City A, as that officer’s employer, or City B, in whose jurisdiction the officer wrote the ticket?</p> <p>Please clarify whether we should distribute based on the location of an arrest when distributing per Penal Code section 1463.001. We have agencies that frequently do traffic enforcement in jurisdictions other than their own.</p> <p>A Unless otherwise specified by law, the arresting agency. In the example above, distribution would be to the arresting agency, City A (53 Ops.Cal.Atty.Gen. 29 (1969)).</p>
---	----	--------------	---------------	--

**Are you familiar with
the revenue
distribution websites?**



Distribution Spreadsheets

Disclaimer: All spreadsheets have been updated to reflect what we believe are the statutes in effect as of TODAY. Thus, they are subject to change based on laws that are effective after today's training. These spreadsheets are used for testing and review and not configuration work.

Be sure the fines, penalties, and fees reflect the statutes in effect for the period reviewed.

Case Study 1 - Speeding Bail Forfeiture

CASE INFORMATION					
Case Number		COUNT 1	VC 22349(b)	BASE FINE	35
Violation Date	9/16/2023	Violation Description	1-15 MPH over 55 MPH	Priors	0
Disposition Date	11/21/2023	Violation Type	Traffic Infraction	Enhanced BASE	35
Arresting Agency	Coronado PD	Disposition	Bail Forfeiture		
County %	25%	COUNT 2 (if any)		BASE FINE	0
City %	75%	Violation Description		Priors	
TOTAL Enhanced Base	\$35.00	Violation Type		Enhanced BASE	0
Portion of 10	4	Disposition		GC 76000	\$ 7.00

Case Information

- Violation & disposition date
- Violation code, description, type
- Disposition
- Arresting Agency

Base fine

- Enhancements
- Priors

Penalties & Surcharge

- State penalty
- Local penalties
- Additional penalties
- State Surcharge

Standard & Case-specific Fees

- Court Operations Assessment
- Criminal Conviction Assessment

2%	Per 10	DISTRIBUTION	DISTRIB ENTITY	STANDARD BASE-UP			COURT DISTRIBUTION	
				Standard Per UBS	2% Amt	FINAL (After 2%)	DISTRIB CODE or DESCRIPTION	DISTRIB AMT
						A		B
Y	TOTAL BASE	PC 1463.001 - Base County	COUNTY	8.75	0.18	8.58		
Y		PC 1463.002 - Base City	CITY	26.25	0.53	25.73		
Y	7	PC 1464 - State PA - State portion (70%)	STATE	28.00	0.56	27.44		
Y	3	PC 1464 - State PA - County portion (30%)	COUNTY	12.00	0.24	11.76		
Y	0.75	GC 76104.6 - DNA PA (1/10) 75%	COUNTY	3.00	0.06	2.94		
Y	0.25	GC 76104.6 - DNA PA (1/10) 25%	STATE	1.00	0.02	0.98		
Y	4	GC 76104.7 - DNA Addl PA (4/10 eff 6-27-12; prev 3/10)	STATE	16.00	0.32	15.68		
Y	2.00	GC 76100 - LCCF	COUNTY	8.00	0.16	7.84		
Y	2.00	GC 76101 - LCJF	COUNTY	8.00	0.16	7.84		
Y	1.50	GC 76104 - EMS	COUNTY	6.00	0.12	5.88		
Y	0.50	GC 76104.5 - DNA ID	COUNTY	2.00	0.04	1.96		
Y	1.00	GC 76102 - Auto Fingerprint	COUNTY	4.00	0.08	3.92		
Y	2.00	GC 76000.5 - EMS Addl PA (BOS: 2/10)	COUNTY	8.00	0.16	7.84		
Y	5.00	GC 70372(a): SCFCF (5/10)	STATE	20.00	0.40	19.60		
N		PC 1465.7 - 20% Surcharge	STATE	7.00	0.00	7.00		
		SUBTOTAL		158.00		154.98		0.00
N		PC 1465.8 - Court Ops Assmnt (\$40 eff 10-19-10)	STATE	40.00	0.00	40.00		
N		GC 70373 - Crim Conv Assmnt (\$30 for misd/\$35 for infr)	STATE	35.00	0.00	35.00		
N		VC 40508.6 - Priors Admin Fee (up to \$10)	COURT	0.00	0.00	0.00		
N		VC 42006 - Night Court Assmnt (\$1)	STATE	1.00	0.00	1.00		
N		GC 68090.8 - 2% State Automation (for fines, penalties & forfeitures)	STATE			3.02		
					3.02			
		TOTAL FINE		234.00		234.00	TOTAL	0.00

GC 76000 PA (\$7 for every 10) breakdown per local board of supervisor resolution (BOS).

Case Study 1 - Speeding Bail Forfeiture

Case Study 1 - Speeding Bail Forfeiture					
CASE INFORMATION					
Case Number		COUNT 1	VC 22349(b)	BASE FINE	35
Violation Date	9/16/2023	Violation Description	1-15 MPH over 55 MPH	Priors	
Disposition Date	11/21/2023	Violation Type	Traffic Infraction	Enhanced BASE	35
Arresting Agency	Coronado PD	Disposition	Bail Forfeiture		
County %	25%	COUNT 2 (if any)		BASE FINE	0
City %	75%	Violation Description		Priors	
TOTAL Enhanced Base	\$35.00	Violation Type		Enhanced BASE	0
Portion of 10	4	Disposition		GC 76000	\$ 7.00

Case Information
 Violation/Disposition
 Date
 Arresting Agency

County and City % Split Information

Penal Code § 1463.002

San Diego	
Carlsbad	8
Chula Vista	23
Coronado	25
Del Mar	8
El Cajon	17
Escondido	16
Imperial Beach	8
La Mesa	23
Lemon Grove	8
National City	14
Oceanside	15
San Marcos	8
Vista	8
San Diego	6
County percentage	25



County and City % Split Information *Applied*

Case Number	
Violation Date	9/16/2023
Disposition Date	11/21/2023
Arresting Agency	Coronado PD
County %	25%
City %	75%



**Enter the Percentage identified into the County Line*

Base Fine and Enhancements

Case Study 1 - Speeding Bail Forfeiture			
COUNT 1	VC 22349(b)	BASE FINE	35
Violation Description	1-15 MPH over 55 MPH	Priors	
Violation Type	Traffic Infraction	Enhanced BASE	35
Disposition	Bail Forfeiture		
COUNT 2 (if any)		BASE FINE	0
Violation Description		Priors	
Violation Type		Enhanced BASE	0
Disposition		GC 76000	\$ 7.00

Enter Base Fine Here



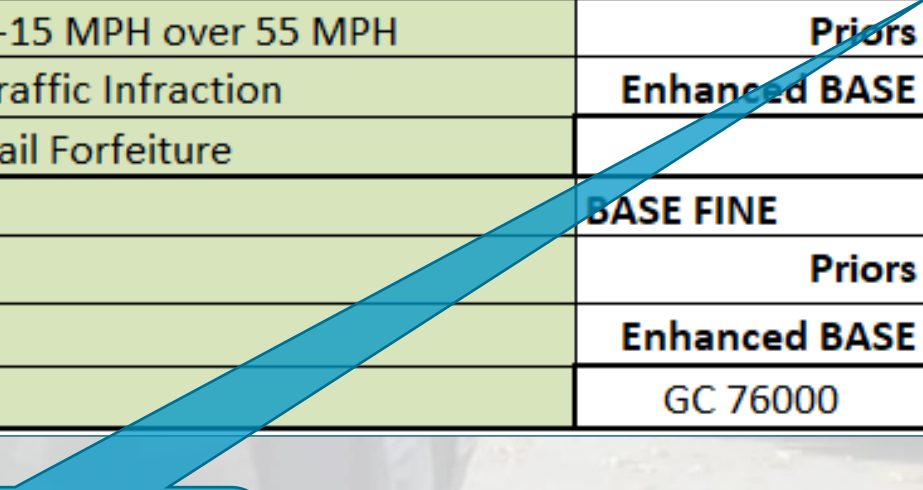
Enter Priors Here



Enter Violation Information Here



Base fine
Bail amount from UB&PS
Enhancements



TRAFFIC INFRACTION FIXED PENALTY SCHEDULE
 (*See Preface, Section III) (**See Preface, Section IV)
 (Vehicle Code)

Section	Notes	Offense	Base Fine/ Fee	State PA*	County PA*/10	DNA PA*	Court PA*/10	Surcharge* %	EMS PA*/10	Fine Surcharge & PA Subtotal	Court OPS	Conv. Assess	Night Court	TAP Fee	Total Bail **/Fee	Category	DMV Points
			1.00	10/10	7	5/10	5	20%	2		40	35	1	0			
22349	(a)	Speeding ≥ 26 MPH Over 65 MPH Limit	100	100	70	50	50	20	20	410	40	35	1	0	486	4a	1
22349	(a)	Speeding 1-15 MPH Over 65 MPH Limit	35	40	28	20	20	7	8	158	40	35	1	0	234	4a	1
22349	(a)	Speeding 16-25 MPH Over 65 MPH Limit	70	70	49	35	35	14	14	287	40	35	1	0	363	4a	1
22349	(b)	Speeding ≥ 26 MPH Over 55 MPH Limit	100	100	70	50	50	20	20	410	40	35	1	0	486	4a	1
22349	(b)	Speeding 1-15 MPH Over 55 MPH Limit	35	40	28	20	20	7	8	158	40	35	1	0	234	4a	1
22349	(b)	Speeding 16-25 MPH Over 55 MPH Limit	70	70	49	35	35	14	14	287	40	35	1	0	363	4a	1
22350		⁴² Unsafe Speed for Prevailing Conditions ≥ 26 MPH Over Limit	100	100	70	50	50	20	20	410	40	35	1	0	486	4a	1
22350		⁴² Unsafe Speed for Prevailing Conditions 1-15 MPH Over Limit	35	40	28	20	20	7	8	158	40	35	1	0	234	4a	1
22350		⁴² Unsafe Speed for Prevailing Conditions 16-25 MPH Over Limit	70	70	49	35	35	14	14	287	40	35	1	0	363	4a	1

Base fine used in worksheet to calculate additional penalties and surcharges

Subtotal includes base fine plus penalty assessments and surcharge

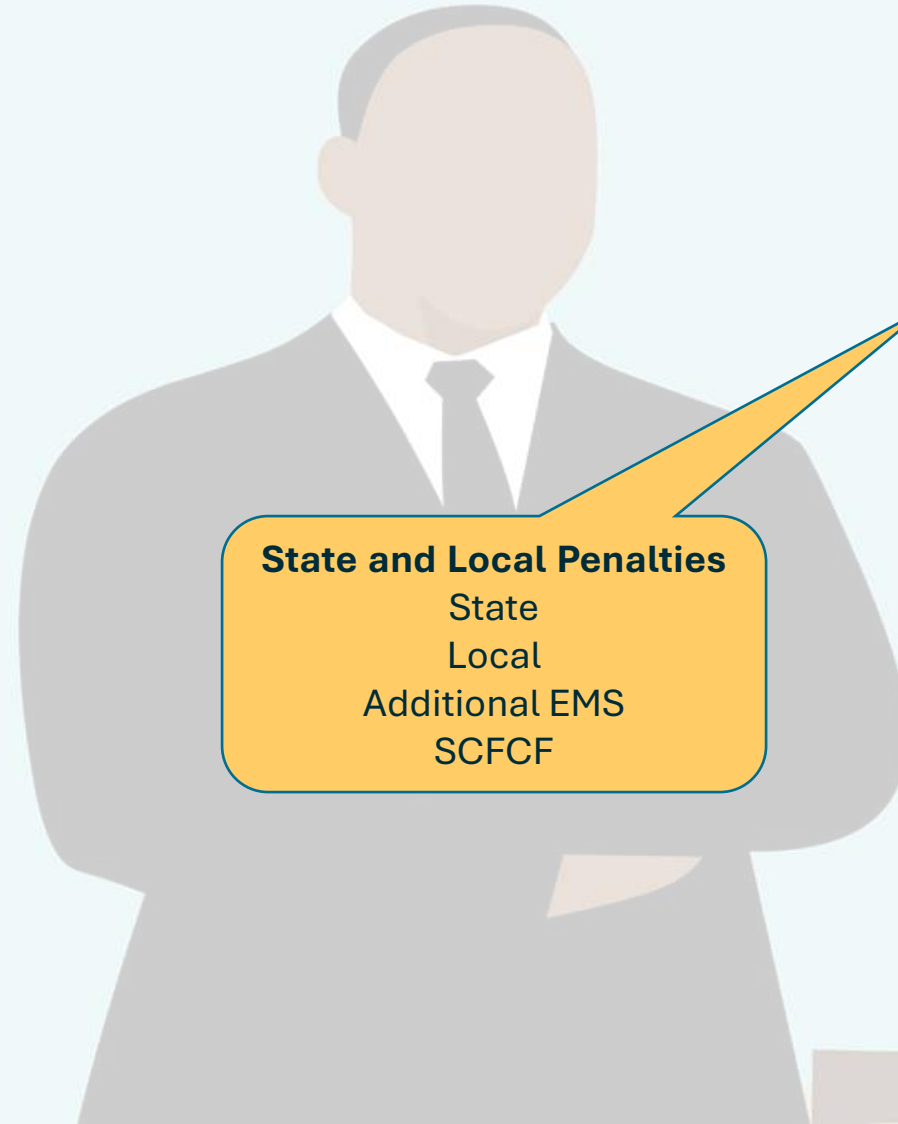
Total includes court operations, criminal conviction, and night court assessments

Case Study 1 - Speeding Bail Forfeiture

						A
Y	TOTAL BASE	PC 1463.001 - Base County	COUNTY	8.75	0.18	8.58
Y		PC 1463.002 - Base City	CITY	26.25	0.53	25.73
Y	7	PC 1464 - State PA - State portion (70%)	STATE	28.00	0.56	27.44
Y	3	PC 1464 - State PA - County portion (30%)	COUNTY	12.00	0.24	11.76
Y	0.75	GC 76104.6 - DNA PA (1/10) 75%	COUNTY	3.00	0.06	2.94
Y	0.25	GC 76104.6 - DNA PA (1/10) 25%	STATE	1.00	0.02	0.98
Y	4	GC 76104.7 - DNA Addl PA (4/10 eff 6-27-12; prev 3/10)	STATE	16.00	0.32	15.68
Y	2.00	GC 76100 - LCCF	COUNTY	8.00	0.16	7.84
Y	2.00	GC 76101 - LCJF	COUNTY	8.00	0.16	7.84
Y	1.50	GC 76104 - EMS	COUNTY	6.00	0.12	5.88
Y	0.50	GC 76104.5 - DNA ID	COUNTY	2.00	0.04	1.96
Y	1.00	GC 76102 - Auto Fingerprint	COUNTY	4.00	0.08	3.92
Y	2.00	GC 76000.5 - EMS Addl PA (BOS: 2/10)	COUNTY	8.00	0.16	7.84
Y	5.00	GC 70372(a): SCFCF (5/10)	STATE	20.00	0.40	19.60
N		PC 1465.7 - 20% Surcharge	STATE	7.00	0.00	7.00
		SUBTOTAL		158.00		154.98
N		PC 1465.8 - Court Ops Assmnt (\$40 eff 10-19-10)	STATE	40.00	0.00	40.00
N		GC 70373 - Crim Conv Assmnt (\$30 for misd/\$35 for infr)	STATE	35.00	0.00	35.00
N		VC 40508.6 - Priors Admin Fee (up to \$10)	COURT	0.00	0.00	0.00
N		VC 42006 - Night Court Assmnt (\$1)	STATE	1.00	0.00	1.00
N		GC 68090.8 - 2% State Automation (for fines, penalties & forfeitures)	STATE			3.02
					3.02	
		TOTAL FINE		234.00		234.00

State and Local Penalties

- State
- Local
- Additional EMS
- SCFCF



Local Penalty: Select County

Please choose the county:	San Diego
<u>Test for Local Penalties</u>	
Has the county transferred responsibility for court facilities to the State?	Yes
Has county paid off all indebtedness for court facilities?	Yes
GC 76000 Local Penalties for San Diego County	\$ 7.00
County	GC 76000 (e)
Riverside	\$4.60
Sacramento	\$5.00
San Benito	\$5.00
San Bernardino	\$5.00
San Diego	\$7.00
San Francisco	\$6.99
San Joaquin	\$3.75
San Luis Obispo	\$5.00
San Mateo	\$4.75
Santa Barbara	\$3.50
Santa Clara	\$5.50
Santa Cruz	\$7.00
Shasta	\$3.50
Sierra	\$7.00
▶ Local Penalties Case 1 Speeding Case 1.2 Speeding w Prior	



Select the County from Drop-down List

Case Study 1 - Speeding Bail Forfeiture

						A	
Y	TOTAL BASE	PC 1463.001 - Base County	COUNTY	8.75	0.18	8.58	
Y		PC 1463.002 - Base City	CITY	26.25	0.53	25.73	
Y	7	PC 1464 - State PA - State portion (70%)	STATE	28.00	0.56	27.44	
Y	3	PC 1464 - State PA - County portion (30%)	COUNTY	12.00	0.24	11.76	
Y	0.75	GC 76104.6 - DNA PA (1/10) 75%	COUNTY	3.00	0.06	2.94	
Y	0.25	GC 76104.6 - DNA PA (1/10) 25%	STATE	1.00	0.02	0.98	
Y	4	GC 76104.7 - DNA Addl PA (4/10 eff 6-27-12; prev 3/10)	STATE	16.00	0.32	15.68	
Y	2.00	GC 76100 - LCCF	GC 76000 PA (\$7 for every 10) breakdown per local board of supervisor resolution (BOS).	COUNTY	8.00	0.16	7.84
Y	2.00	GC 76101 - LCJF		COUNTY	8.00	0.16	7.84
Y	1.50	GC 76104 - EMS		COUNTY	6.00	0.12	5.88
Y	0.50	GC 76104.5 - DNA ID		COUNTY	2.00	0.04	1.96
Y	1.00	GC 76102 - Auto Fingerprint		COUNTY	4.00	0.08	3.92
Y	2.00	GC 76000.5 - EMS Addl PA (BOS: 2/10)		COUNTY	8.00	0.16	7.84
Y	5.00	GC 70372(a): SCFCF (5/10)	STATE	20.00	0.40	19.60	
N		PC 1465.7 - 20% Surcharge	STATE	7.00	0.00	7.00	
		SUBTOTAL		158.00		154.98	
N		PC 1465.8 - Court Ops Assmnt (\$40 eff 10-19-10)	STATE	40.00	0.00	40.00	
N		GC 70373 - Crim Conv Assmnt (\$30 for misd/\$35 for infr)	STATE	35.00	0.00	35.00	
N		VC 40508.6 - Priors Admin Fee (up to \$10)	COURT	0.00	0.00	0.00	
N		VC 42006 - Night Court Assmnt (\$1)	STATE	1.00	0.00	1.00	
N		GC 68090.8 - 2% State Automation (for fines, penalties & forfeitures)	STATE			3.02	
					3.02		
TOTAL FINE				234.00		234.00	

Standard and Court-specific Fees
20% Surcharge
Court Operations Assessment
Criminal Conviction Assessment

Add Local Penalties & Court Fees

Case Study 1 - Speeding Bail Forfeiture						
						A
Y	TOTAL BASE	PC 1463.001 - Base County	COUNTY	8.75	0.18	8.58
Y		PC 1463.002 - Base City	CITY	26.25	0.53	25.73
Y	7	PC 1464 - State PA - State portion (70%)	STATE	28.00	0.56	27.44
Y	3	PC 1464 - State PA - County portion (30%)	COUNTY	12.00	0.24	11.76
Y	0.75	GC 76104.6 - DNA PA (1/10) 75%	COUNTY	3.00	0.06	2.94
Y	0.25	GC 76104.6 - DNA PA (1/10) 25%	STATE	1.00	0.02	0.98
Y	4	GC 76104.7 - DNA Addl PA (4/10 eff 6-27-12; prev 3/10)	STATE	16.00	0.32	15.68
Y	2.00	GC 76100 - LCCF	COUNTY	8.00	0.16	7.84
Y	2.00	GC 76101 - LCJF	COUNTY	8.00	0.16	7.84
Y	1.50	GC 76104 - EMS	COUNTY	6.00	0.12	5.88
Y	0.50	GC 76104.5 - DNA ID	COUNTY	2.00	0.04	1.96
Y	1.00	GC 76102 - Auto Fingerprint	COUNTY	4.00	0.08	3.92
Y	2.00	GC 76000.5 - EMS Addl PA (BOS: 2/10)	COUNTY	8.00	0.16	7.84
Y	5.00	GC 70372(a): SCFCF (5/10)	STATE	20.00	0.40	19.60
N		PC 1465.7 - 20% Surcharge	STATE	7.00	0.00	7.00
		SUBTOTAL		158.00		154.98
N		PC 1465.8 - Court Ops Assmnt (\$40 eff 10-19-10)	STATE	40.00	0.00	40.00
N		GC 70373 - Crim Conv Assmnt (\$30 for misd/\$35 for infr)	STATE	35.00	0.00	35.00
N		VC 40508.6 - Priors Admin Fee (up to \$10)	COURT	0.00	0.00	0.00
N		VC 42006 - Night Court Assmnt (\$1)	STATE	1.00	0.00	1.00
N		GC 68090.8 - 2% State Automation (for fines, penalties & forfeitures)	STATE			3.02
		TOTAL FINE		234.00	3.02	234.00

GC § 76000
Local (BOS) Penalties



Court/case fees



Case Study 1 - Speeding Bail Forfeiture

CASE INFORMATION					
Case Number		COUNT 1	VC 22349(b)	BASE FINE	35
Violation Date	9/16/2023	Violation Description	1-15 MPH over 55 MPH	Priors	
Disposition Date	11/21/2023	Violation Type	Traffic Infraction	Enhanced BASE	35
Arresting Agency	Coronado PD	Disposition	Bail Forfeiture		
County %	25%	COUNT 2 (if any)		BASE FINE	0
City %	75%	Violation Description		Priors	
TOTAL Enhanced Base	\$35.00	Violation Type		Enhanced BASE	0
Portion of 10	4	Disposition		GC 76000	\$ 7.00

2%	Per 10	DISTRIBUTION	DISTRIB ENTITY	STANDARD BASE-UP			COURT DISTRIBUTION	
				Standard Per UBS	2% Amt	FINAL (After 2%)	DISTRIB CODE or DESCRIPTION	DISTRIB AMT
						A		B
Y	TOTAL BASE	PC 1463.001 - Base County	COUNTY	8.75	0.18	8.58		
Y		PC 1463.002 - Base City	CITY	26.25	0.53	25.73		
Y	7	PC 1464 - State PA - State portion (70%)	STATE	28.00	0.56	27.44		
Y	3	PC 1464 - State PA - County portion (30%)	COUNTY	12.00	0.24	11.76		
Y	0.75	GC 76104.6 - DNA PA (1/10) 75%	COUNTY	3.00	0.06	2.94		
Y	0.25	GC 76104.6 - DNA PA (1/10) 25%	STATE	1.00	0.02	0.98		
Y	4	GC 76104.7 - DNA Addl PA (4/10 eff 6-27-12; prev 3/10)	STATE	16.00	0.32	15.68		
Y	2.00	GC 76100 - LCCF	COUNTY	8.00	0.16	7.84		
Y	2.00	GC 76101 - LCJF	COUNTY	8.00	0.16	7.84		
Y	1.50	GC 76104 - EMS	COUNTY	6.00	0.12	5.88		
Y	0.50	GC 76104.5 - DNA ID	COUNTY	2.00	0.04	1.96		
Y	1.00	GC 76102 - Auto Fingerprint	COUNTY	4.00	0.08	3.92		
Y	2.00	GC 76000.5 - EMS Addl PA (BOS: 2/10)	COUNTY	8.00	0.16	7.84		
Y	5.00	GC 70372(a): SCFCF (5/10)	STATE	20.00	0.40	19.60		
N		PC 1465.7 - 20% Surcharge	STATE	7.00	0.00	7.00		
		SUBTOTAL		158.00		154.98		0.00
N		PC 1465.8 - Court Ops Assmnt (\$40 eff 10-19-10)	STATE	40.00	0.00	40.00		
N		GC 70373 - Crim Conv Assmnt (\$30 for misd/\$35 for infr)	STATE	35.00	0.00	35.00		
N		VC 40508.6 - Priors Admin Fee (up to \$10)	COURT	0.00	0.00	0.00		
N		VC 42006 - Night Court Assmnt (\$1)	STATE	1.00	0.00	1.00		
N		GC 68090.8 - 2% State Automation (for fines, penalties & forfeitures)	STATE			3.02		
		TOTAL FINE		234.00	3.02	234.00	TOTAL	0.00

Prior Convictions

The base fine for one Vehicle Code moving violation that is assessed “points” on a current arrest or citation [may](#) be enhanced by \$10 for each “prior” conviction within 36 months of the new alleged offense. For calculating the enhancement, [both the current and “prior” offense must be a moving violation for which a “point” has been assigned](#) per Vehicle Code section 12810 or 12810.2.

A confidential conviction after completion of traffic school is not assigned a point or counted as a prior offense for purposes of enhancing the fine of a subsequent offense. Regardless of the number of moving violation convictions on a citation, only one “prior” per citation shall be counted in determining the enhancement on the current offense.

[Uniform Bail and Penalty Schedule \(2024\), pg. viii](#)

Priors: Impact to Calculation

Case Study 1.2 - Speeding Bail Forfeiture w/ Prior					
CASE INFORMATION					
Case Number		COUNT 1	VC 22349(b)	BASE FINE	35
Violation Date	1/16/2024	Violation Description	1-15 MPH over 55 MPH	Priors	1
Disposition Date	3/25/2024	Violation Type	Traffic Infraction	Enhanced BASE	45
Arresting Agency	Coronado PD	Disposition	Bail Forfeiture		
County %	25%	COUNT 2 (if any)		BASE FINE	0
City %	75%	Violation Description		Priors	
TOTAL Enhanced Base	\$45.00	Violation Type		Enhanced BASE	0
Portion of 10	5	Disposition		GC 76000	\$ 7.00

Penalties Calculation

Y	2.00	GC 76100 - LCCF	GC 76000 PA (\$7 for every 10) breakdown per local board of supervisor resolution (BOS).	COUNTY	10.00	0.20	9.80
Y	2.00	GC 76101 - LCJF		COUNTY	10.00	0.20	9.80
Y	1.50	GC 76104 - EMS		COUNTY	7.50	0.15	7.35
Y	0.50	GC 76104.5 - DNA ID		COUNTY	2.50	0.05	2.45
Y	1.00	GC 76102 - Auto Fingerprint		COUNTY	5.00	0.10	4.90
Y	2.00	GC 76000.5 - EMS Addl PA (BOS: 2/10)	COUNTY	10.00	0.20	9.80	
Y	5.00	GC 70372(a): SCFCF (5/10)	STATE	25.00	0.50	24.50	
N		PC 1465.7 - 20% Surcharge	STATE	9.00	0.00	9.00	
			SUBTOTAL		199.00		195.20

Continuing with Prior Convictions and Moving Violations


N	PC 1465.8 - Court Ops Assmnt (\$40 eff 10-19-10)	STATE	40.00	0.00	40.00
N	GC 70373 - Crim Conv Assmnt (\$30 for misd/\$35 for infr)	STATE	35.00	0.00	35.00
N	VC 40508.6 - Priors Admin Fee (up to \$10)	COURT	10.00	0.00	10.00
N	VC 42006 - Night Court Assmnt (\$1)	STATE	1.00	0.00	1.00
N	GC 68090.8 - 2% State Automation (for fines, penalties & forfeitures)	STATE			3.80
				3.80	
TOTAL FINE			285.00		285.00



Case Study 1.2 - Speeding Bail Forfeiture w/ Prior

CASE INFORMATION					
Case Number		COUNT 1	VC 22349(b)	BASE FINE	35
Violation Date	1/16/2024	Violation Description	1-15 MPH over 55 MPH	Priors	1
Disposition Date	3/25/2024	Violation Type	Traffic Infraction	Enhanced BASE	45
Arresting Agency	Coronado PD	Disposition	Bail Forfeiture		
County %	25%	COUNT 2 (if any)		BASE FINE	0
City %	75%	Violation Description		Priors	
TOTAL Enhanced Base	\$45.00	Violation Type		Enhanced BASE	0
Portion of 10	5	Disposition		GC 76000	\$ 7.00

2%	Per 10	DISTRIBUTION	DISTRIB ENTITY	STANDARD BASE-UP			COURT DISTRIBUTION	
				Standard Per UBS	2% Amt	FINAL (After 2%)	DISTRIB CODE or DESCRIPTION	DISTRIB AMT
						A		B
Y	TOTAL BASE	PC 1463.001 - Base County	COUNTY	11.25	0.23	11.03		
Y		PC 1463.002 - Base City	CITY	33.75	0.68	33.08		
Y	7	PC 1464 - State PA - State portion (70%)	STATE	35.00	0.70	34.30		
Y	3	PC 1464 - State PA - County portion (30%)	COUNTY	15.00	0.30	14.70		
Y	0.75	GC 76104.6 - DNA PA (1/10) 75%	COUNTY	3.75	0.08	3.68		
Y	0.25	GC 76104.6 - DNA PA (1/10) 25%	STATE	1.25	0.03	1.23		
Y	4	GC 76104.7 - DNA Addl PA (4/10 eff 6-27-12; prev 3/10)	STATE	20.00	0.40	19.60		
Y	2.00	GC 76100 - LCCF	COUNTY	10.00	0.20	9.80		
Y	2.00	GC 76101 - LCJF	COUNTY	10.00	0.20	9.80		
Y	1.50	GC 76104 - EMS	COUNTY	7.50	0.15	7.35		
Y	0.50	GC 76104.5 - DNA ID	COUNTY	2.50	0.05	2.45		
Y	1.00	GC 76102 - Auto Fingerprint	COUNTY	5.00	0.10	4.90		
Y	2.00	GC 76000.5 - EMS Addl PA (BOS: 2/10)	COUNTY	10.00	0.20	9.80		
Y	5.00	GC 70372(a): SCFCF (5/10)	STATE	25.00	0.50	24.50		
N		PC 1465.7 - 20% Surcharge	STATE	9.00	0.00	9.00		
		SUBTOTAL		199.00		195.20		0.00
N		PC 1465.8 - Court Ops Assmnt (\$40 eff 10-19-10)	STATE	40.00	0.00	40.00		
N		GC 70373 - Crim Conv Assmnt (\$30 for misd/\$35 for infr)	STATE	35.00	0.00	35.00		
N		VC 40508.6 - Priors Admin Fee (up to \$10)	COURT	10.00				
N		VC 42006 - Night Court Assmnt (\$1)	STATE	1.00	0.00	1.00		
N		GC 68090.8 - 2% State Automation (for fines, penalties & forfeitures)	STATE			3.80		
		TOTAL FINE		285.00	3.80	285.00	TOTAL	0.00







Spreadsheet Walk-through



Session Recap

Case Study Goals

- Provide information on concepts and terms regarding distributions necessary to complete distribution worksheets.
- Use distribution worksheets to:
 1. Work through actual case studies of basic distributions.
 2. Understand impacts of variations (priors, multiple violations, etc.) to demonstrate how distributions change.

Case Study #1: Speeding

- Speeding 1 to 15 MPH over 55 MPH Limit
- VC § 22349(b), Infraction
- Prior VC violation added to #1.2

WATCH OUT FOR: NOT correctly applying enhancement for priors.

Case Study 1.2 - Speeding Bail Forfeiture w/ Prior

CASE INFORMATION					
Case Number		COUNT 1	VC 22349(b)	BASE FINE	35
Violation Date	1/16/2024	Violation Description	1-15 MPH over 55 MPH	Priors	1
Disposition Date	3/25/2024	Violation Type	Traffic Infraction	Enhanced BASE	45
Arresting Agency	Coronado PD	Disposition	Bail Forfeiture		
County %	25%	COUNT 2 (if any)		BASE FINE	0
City %	75%	Violation Description		Priors	
TOTAL Enhanced Base	\$45.00	Violation Type		Enhanced BASE	0
Portion of 10	5	Disposition		GC 76000	\$ 7.00

2%	Per 10	DISTRIBUTION	DISTRIB ENTITY	STANDARD BASE-UP			COURT DISTRIBUTION	
				Standard Per UBS	2% Amt	FINAL (After 2%)	DISTRIB CODE or DESCRIPTION	DISTRIB AMT
						A		B
Y	TOTAL BASE	PC 1463.001 - Base County	COUNTY	11.25	0.23	11.03		
Y		PC 1463.002 - Base City	CITY	33.75	0.68	33.08		
Y	7	PC 1464 - State PA - State portion (70%)	STATE	35.00	0.70	34.30		
Y	3	PC 1464 - State PA - County portion (30%)	COUNTY	15.00	0.30	14.70		
Y	0.75	GC 76104.6 - DNA PA (1/10) 75%	COUNTY	3.75	0.08	3.68		
Y	0.25	GC 76104.6 - DNA PA (1/10) 25%	STATE	1.25	0.03	1.23		
Y	4	GC 76104.7 - DNA Addl PA (4/10 eff 6-27-12; prev 3/10)	STATE	20.00	0.40	19.60		
Y	2.00	GC 76100 - LCCF	COUNTY	10.00	0.20	9.80		
Y	2.00	GC 76101 - LCJF	COUNTY	10.00	0.20	9.80		
Y	1.50	GC 76104 - EMS	COUNTY	7.50	0.15	7.35		
Y	0.50	GC 76104.5 - DNA ID	COUNTY	2.50	0.05	2.45		
Y	1.00	GC 76102 - Auto Fingerprint	COUNTY	5.00	0.10	4.90		
Y	2.00	GC 76000.5 - EMS Addl PA (BOS: 2/10)	COUNTY	10.00	0.20	9.80		
Y	5.00	GC 70372(a): SCFCF (5/10)	STATE	25.00	0.50	24.50		
N		PC 1465.7 - 20% Surcharge	STATE	9.00	0.00	9.00		
		SUBTOTAL		199.00		195.20		0.00
N		PC 1465.8 - Court Ops Assmnt (\$40 eff 10-19-10)	STATE	40.00	0.00	40.00		
N		GC 70373 - Crim Conv Assmnt (\$30 for misd/\$35 for infr)	STATE	35.00	0.00	35.00		
N		VC 40508.6 - Priors Admin Fee (up to \$10)	COURT	10.00	0.00	10.00		
N		VC 42006 - Night Court Assmnt (\$1)	STATE	1.00	0.00	1.00		
N		GC 68090.8 - 2% State Automation (for fines, penalties & forfeitures)	STATE			3.80		
		TOTAL FINE		285.00	3.80	285.00	TOTAL	0.00

Case Study #2: Speeding Traffic School

VC § 42007:

- For a person ordered or permitted to attend traffic school, a fee is collected in an amount equal to the “total bail” set forth in the uniform countywide bail schedule or set forth in UB&PS.
- In short, the “total bail” becomes the TVS fee.
- Because it is a fee, the 2% state court automation no longer applies.

WATCH OUT FOR: What is and is not part of the TVS fee.

Case Study 2 - Speeding Traffic Violator School

CASE INFORMATION

Case Number		COUNT 1	VC 22349(b)	BASE FINE	35
Violation Date	9/16/2023	Violation Description	1-15 MPH over 55 MPH	Priors	
Disposition Date	11/21/2023	Violation Type	Traffic Infraction	Enhanced BASE	35
Arresting Agency	Coronado PD	Disposition	Traffic School		
County %	25%	COUNT 2 (if any)		BASE FINE	
City %	75%	Violation Description		Priors	
TOTAL Enhanced Base	\$35.00	Violation Type		Enhanced BASE	0
Portion of 10	4	Disposition		GC 76000	\$ 7.00

2%	Per 10	DISTRIBUTION	DISTRIB ENTITY	Std Distrib (UBS)	Pre-TVS Fee Distrib	STANDARD BASE-UP	
						2% Amt	Standard (based on VC 42007) A
N		VC 42007 - TVS Fee (rem bal: Total fine minus Pre-TVS)	COUNTY			0.00	87.28
N	TOTAL BASE	VC 42007 - Base County	COUNTY	8.75		0.00	0.00
N		VC 42007(c) - Base City (98% of city portion)	CITY	26.25	25.73	0.00	25.73
N		7	PC 1464 - State PA - State portion (70%)	STATE	28.00		0.00
N	3	PC 1464 - State PA - County portion (30%)	COUNTY	12.00		0.00	0.00
N	0.75	GC 76104.6 - DNA PA (1/10) 75%	COUNTY	3.00		0.00	0.00
N	0.25	GC 76104.6 - DNA PA (1/10) 25%	STATE	1.00		0.00	0.00
N	4	GC 76104.7 - DNA Addl PA (4/10 eff 6-27-12; prev 3/10)	STATE	16.00		0.00	0.00
N	2.00	GC 76100 - LCCF	COUNTY	8.00	1.00	0.00	1.00
N	2.00	GC 76101 - LCJF	COUNTY	8.00	1.00	0.00	1.00
N	1.50	GC 76104 - EMS	COUNTY	6.00	8.00	0.00	8.00
N	0.50	GC 76104.5 - DNA ID	COUNTY	2.00		0.00	0.00
N	1.00	GC 76102 - Auto Fingerprint	COUNTY	4.00		0.00	0.00
N	2.00	GC 76000.5 - EMS Addl PA (BOS: 2/10)	COUNTY	8.00	8.00	0.00	8.00
N	5.00	GC 70372(a): SCFCF (5/10)	STATE	20.00	20.00	0.00	20.00
		SUBTOTAL		151.00	63.73		151.00
N		PC 1465.7 - 20% Surcharge	STATE	7.00	7.00	0.00	7.00
N		PC 1465.8 - Court Ops Assmnt (\$40 eff 10-19-10)	STATE	40.00	40.00	0.00	40.00
N		GC 70373 - Crim Conv Assmnt (\$30 for misd/\$35 for infr)	STATE	35.00	35.00	0.00	35.00
N		VC 42007.1 - Traffic School Fee (\$49 -49% to County)	COUNTY	24.01	24.01	0.00	24.01
N		VC 42007.1 - Traffic School Fee (\$49-51% to SCFCF)	STATE	24.99	24.99	0.00	24.99
N		VC 11205.2(c) - Addl Court TS Admin Fee (up to act costs)	COURT	57.00	57.00	0.00	57.00
N		VC 11208(c) - Addl DMV TS Admin Fee (\$3 per CCR, Title 13, Section 345.00(g))	STATE	3.00	3.00	0.00	3.00
N		VC 40508.6 - Priors Admin Fee (up to \$10)	COURT	0.00	0.00	0.00	0.00
N		VC 42007(a)(2) - Install Fee (up to \$35) (DISCRETIONARY)	COURT	0.00	0.00	0.00	0.00
N		VC 42006 - Night Court Assmnt (\$1)	STATE	1.00	1.00	0.00	1.00
		GC 68090.8 - 2% Automation	STATE			0.00	0.00
		TOTAL FINE		343.00	255.73	0.00	343.00

Case Study #3: Multiple Violations

Violation #1:

- Speeding 1 to 15 MPH over 55 MPH Limit
- VC § 22349(b), Infraction

Violation #2:

- Failure to Stop at a Stop Sign
- VC § 22450(a), Infraction

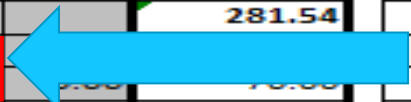
WATCH OUT FOR: Adding second assessments where appropriate

Case Study #3 - Speeding & Stop Sign Bail Forfeiture

CASE INFORMATION					
Case Number		COUNT 1	VC 22349(b)	BASE FINE	35
Violation Date	9/16/2023	Violation Description	1-15 MPH over 55 MPH	Priors	0
Disposition Date	11/21/2023	Violation Type	Traffic Infraction	Enhanced BASE	35
Arresting Agency	Coronado PD	Disposition	Bail Forfeiture		
County %	25%	COUNT 2 (if any)	VC 22450(a)	BASE FINE	35
City %	75%	Violation Description	Failure to Stop at Stop Sign	Priors	
TOTAL Enhanced Base	\$70.00	Violation Type	Traffic Infraction	Enhanced BASE	35
Portion of 10	7	Disposition	Bail Forfeiture	GC 76000	\$ 7.00

2%	Per 10	DISTRIBUTION	DISTRIB ENTITY	STANDARD BASE-UP			COURT DISTRIBUTION	
				Standard Per UBS	2% Amt	FINAL (After 2%)	DISTRIB CODE or DESCRIPTION	DISTRIB AMT
							A	B
Y	TOTAL	PC 1463.001 - Base County	COUNTY	17.50	0.35	17.15		
Y		PC 1463.002 - Base City	CITY	52.50	1.05	51.45		
Y	7	PC 1464 - State PA - State portion (70%)	STATE	49.00	0.98	48.02		
Y	3	PC 1464 - State PA - County portion (30%)	COUNTY	21.00	0.42	20.58		
Y	0.75	GC 76104.6 - DNA PA (1/10) 75%	COUNTY	5.25	0.11	5.15		
Y	0.25	GC 76104.6 - DNA PA (1/10) 25%	STATE	1.75	0.04	1.72		
Y	4	GC 76104.7 - DNA Addl PA (4/10 eff 6-27-12; prev 3/10)	STATE	28.00	0.56	27.44		
Y	2.00	GC 76100 - LCCF	COUNTY	14.00	0.28	13.72		
Y	2.00	GC 76101 - LCJF	COUNTY	14.00	0.28	13.72		
Y	1.50	GC 76104 - EMS	COUNTY	10.50	0.21	10.29		
Y	0.50	GC 76104.5 - DNA ID	COUNTY	3.50	0.07	3.43		
Y	1.00	GC 76102 - Auto Fingerprint	COUNTY	7.00	0.14	6.86		
Y	2.00	GC 76000.5 - EMS Addl PA (BOS: 2/10)	COUNTY	14.00	0.28	13.72		
Y	5.00	GC 70372(a): SCFCF (5/10)	STATE	35.00	0.70	34.30		
N		PC 1465.7 - 20% Surcharge	STATE	14.00	0.00	14.00		
		SUBTOTAL		287.00		281.54		0.00
N		PC 1465.8 - Court Ops Assmnt (\$40 eff 10-19-10)	STATE	80.00				
N		GC 70373 - Crim Conv Assmnt (\$30 for misd/\$35 for infr)	STATE	70.00				
N		VC 40508.6 - Priors Admin Fee (up to \$10)	COURT	0.00	0.00	0.00		
N		VC 42006 - Night Court Assmnt (\$1)	STATE	1.00	0.00	1.00		
N		GC 68090.8 - 2% State Automation (for fines, penalties & forfeitures)	STATE			5.46		
		TOTAL FINE		438.00	5.46	438.00	TOTAL	0.00

GC 76000 PA (\$7 for every 10) breakdown per local board of supervisor resolution (BOS).



Case Study #4 – Health & Safety Code Violation

- H&S § 11359(b); possession with intent to sell cannabis
- The UB&PS does not have H&S violations listed. Search local bail schedules for fine amount.

WATCH OUT FOR:

- What distribution rules apply to Health & Safety Code violations.
- 2% State Court Automation transfer is made from each base fine enhancement.

Case Study #4 - Health & Safety Violation

CASE INFORMATION					
Case Number		COUNT 1		BASE FINE	500
Violation Date	5/17/2023	Violation Description	H&S 11359(b)	Priors	
Disposition Date	11/9/20223	Violation Type	Misdemeanor	Enhanced BASE	500
Arresting Agency	Palomar CCD PD	Disposition	Possession w/ intent to sell		
County Arrest?	No	COUNT 2 (if any)		BASE FINE	0
City Arrest?	Yes	Violation Description		Priors	
TOTAL Enhanced Base	\$700.00	Violation Type		Enhanced BASE	0
Portion of 10	70	Disposition		GC 76000	\$ 7.00

2%	Per 10	DISTRIBUTION	DISTRIB ENTITY	STANDARD BASE-UP			COURT DISTRIBUTION	
				Standard Per UBS	2% Amt	FINAL (After 2%)	DISTRIB CODE or DESCRIPTION	DISTRIB AMT
						A		B
Y	TOTAL BASE	BASE ENHANCE: HS 11372.5 - Crim Lab Fee (\$50)	ST or CNTY	50.00	1.00	49.00		
Y		BASE ENHANCE: HS 11372.7 - Drug Prg Fee (up to \$150)	COUNTY	150.00	3.00	147.00		
Y		HS 11502 - Base State (75%)	STATE	375.00	7.50	367.50		
Y		HS 11502 - Base County or City (25%)	CITY	125.00	2.50	122.50		
Y	7	PC 1464 - State PA - State portion (70%)	STATE	490.00	9.80	480.20		
Y	3	PC 1464 - State PA - County portion (30%)	COUNTY	210.00	4.20	205.80		
Y	0.75	GC 76104.6 - DNA PA (1/10) 75%	COUNTY	52.50	1.05	51.45		
Y	0.25	GC 76104.6 - DNA PA (1/10) 25%	STATE	17.50	0.35	17.15		
Y	4	GC 76104.7 - DNA Addl PA (4/10 eff 6-27-12; prev 3/10)	STATE	280.00	5.60	274.40		
Y	2.00	GC 76100 - LCCF	GC 76000 PA (\$7 for every 10) breakdown per local board of supervisor resolution (BOS).	COUNTY	140.00	2.80	137.20	
Y	2.00	GC 76101 - LCJF		COUNTY	140.00	2.80	137.20	
Y	1.50	GC 76104 - EMS		COUNTY	105.00	2.10	102.90	
Y	0.50	GC 76104.5 - DNA ID		COUNTY	35.00	0.70	34.30	
Y	1.00	GC 76102 - Auto Fingerprint		COUNTY	70.00	1.40	68.60	
Y	2.00	GC 76000.5 - EMS Addl PA (BOS: 2/10)		COUNTY	140.00	2.80	137.20	
Y	5.00	GC 70372(a): SCFCF (5/10)	STATE	350.00	7.00	343.00		
N		PC 1465.7 - 20% Surcharge	STATE	140.00	0.00	140.00		
		SUBTOTAL		2870.00		2815.40		0.00
N		PC 1465.8 - Court Ops Assmnt (\$40 eff 10-19-10)	STATE	40.00	0.00	40.00		
N		GC 70373 - Crim Conv Assmnt (\$30 for misd/\$35 for infr)	STATE	30.00	0.00	30.00		
Y		PC 1202.4(b) - State Restitution Fine (min: \$150 misd/\$300 fel)	STATE	150.00	3.00	147.00		
N		GC 68090.8 - 2% State Automation (for fines, penalties & forfeitures)	STATE			57.60		
		TOTAL FINE		3090.00	57.60	3090.00	TOTAL	0.00

Top-Down Distributions

- These are two widely-accepted methods for performing a Top-Down distribution.
- Either method is generally acceptable but must be consistently applied to all cases.
- Method 2 must be used when applied to cases receiving an Ability to Pay determination in counties using the online tool.

WATCH OUT FOR:

The differences in “fixed-dollar” amounts between the two methods

Case Study 1 - Speeding Bail Forfeiture Top-Down Methods 1 & 2

As of: **January 2024**

CASE INFORMATION					
Case Number	Top-Down Methods 1 & 2	COUNT 1	VC 22349(b)	BASE FINE	35
Violation Date	9/16/2023	Violation Description	1-15 MPH over 55 MPH	Priors	
Disposition Date	11/21/2023	Violation Type	Traffic Infraction	Enhanced BASE	35
Arresting Agency	Coronado PD	Disposition	Bail Forfeiture		
County %	25%	COUNT 2 (if any)		BASE FINE	0
City %	75%	Violation Description		Priors	
TOTAL Enhanced Base	\$35.00		Violation Type	Enhanced BASE	0
Portion of 10	4		Disposition	GC 76000	\$ 7.00

TEST STEPS (color codes):	
1.	Enter Case Information
2.	Enter the base fine of violation per current UBS
3.	Enter county local penalties, add'I EMS, SCFCF
4.	Enter standard and Court-specific fees
5.	If case's total fine is NOT standard, enter total fine and select TOP-DOWN 1 or 2 from drop-down list
6.	Enter Court's distribution codes & amts
7.	Tickmark any FINDINGS numerically then detail below

2%	Per 10	DISTRIBUTION	DISTRIB ENTITY	STANDARD BASE-UP			COURT DISTRIBUTION		TOP-DOWN METHOD 1			TOP-DOWN METHOD 2		
				Standard Per UBS	2% Amt	FINAL (After 2%)	DISTRIB CODE or DESCRIPTION	DISTRIB AMT	Prorate % After Fixed Amts	2% Amt	FINAL (After 2%)	Prorate All by Same %	2% Amt	FINAL (After 2%)
						A		B	25.95%		C	50.00%		C
Y	TOTAL BASE	PC 1463.001 - Base County	COUNTY	8.75	0.18	8.58			2.27	0.05	2.23	4.38	0.09	4.2
Y		PC 1463.002 - Base City	CITY	26.25	0.53	25.73			6.81	0.14	6.68	13.13	0.26	12.8
Y	7	PC 1464 - State PA - State portion (70%)	STATE	28.00	0.56	27.44			7.27	0.15	7.12	14.00	0.28	13.7
Y	3	PC 1464 - State PA - County portion (30%)	COUNTY	12.00	0.24	11.76			3.11	0.06	3.05	6.00	0.12	5.8
Y	0.75	GC 76104.6 - DNA PA (1/10) 75%	COUNTY	3.00	0.06	2.94			0.78	0.02	0.76	1.50	0.03	1.4
Y	0.25	GC 76104.6 - DNA PA (1/10) 25%	STATE	1.00	0.02	0.98			0.26	0.01	0.25	0.50	0.01	0.4
Y	4	GC 76104.7 - DNA Addl PA (4/10 eff 6-27-12; prev 3/10)	STATE	16.00	0.32	15.68			4.15	0.08	4.07	8.00	0.16	7.8
Y	2.00	GC 76100 - LCCF	COUNTY	8.00	0.16	7.84			2.08	0.04	2.03	4.00	0.08	3.9
Y	2.00	GC 76101 - LCJF	COUNTY	8.00	0.16	7.84			2.08	0.04	2.03	4.00	0.08	3.9
Y	1.50	GC 76104 - EMS	COUNTY	6.00	0.12	5.88			1.56	0.03	1.53	3.00	0.06	2.9
Y	0.50	GC 76104.5 - DNA ID	COUNTY	2.00	0.04	1.96			0.52	0.01	0.51	1.00	0.02	0.9
Y	1.00	GC 76102 - Auto Fingerprint	COUNTY	4.00	0.08	3.92			1.04	0.02	1.02	2.00	0.04	1.9
Y	2.00	GC 76000.5 - EMS Addl PA (BOS: 2/10)	COUNTY	8.00	0.16	7.84			2.08	0.04	2.03	4.00	0.08	3.9
Y	5.00	GC 70372(a): SCFCF (5/10)	STATE	20.00	0.40	19.60			5.19	0.10	5.09	10.00	0.20	9.8
N		PC 1465.7 - 20% Surcharge	STATE	7.00	0.00	7.00			1.82	0.00	1.82	3.50	0.00	3.5
		SUBTOTAL		158.00		154.98		0.00	41.00		40.22	79.00		77.4
N		PC 1465.8 - Court Ops Assmnt (\$40 eff 10-19-10)	STATE	40.00	0.00	40.00			40.00	0.00	40.00	20.00	0.00	20.0
N		GC 70373 - Crim Conv Assmnt (\$30 for misd/\$35 for infr)	STATE	35.00	0.00	35.00			35.00	0.00	35.00	17.50	0.00	17.5
N		VC 40508.6 - Priors Admin Fee (up to \$10)	COURT	0.00	0.00	0.00			0.00	0.00	0.00	0.00	0.00	0.0
N		VC 42006 - Night Court Assmnt (\$1)	STATE	1.00	0.00	1.00			1.00	0.00	1.00	0.50	0.00	0.5
N		GC 68090.8 - 2% State Automation (for fines, penalties & forfeitures)	STATE			3.02					0.78			1.5
		TOTAL FINE		234.00	3.02	234.00		0.00	117.00	0.78	117.00	117.00	1.51	117.0

Poll # 4

If judge orders a fine, then orders a portion suspended, the reduced amount must be prorated across all components.

- True
- False



Training Evaluation

 Excellent

 Good

 Poor

- Please complete the SurveyMonkey evaluation (link below) after attending or viewing the training session.
- Your feedback is very important to us — it guides us in planning future training sessions that meet your needs.
- Thank you!

Questions and Resources

Judicial Council Funds and Revenues Unit

Public mailbox revenuedistribution@jud.ca.gov

State Controller's Office

Public mailbox LocalGovPolicy@sco.ca.gov



Thank You!