



JUDICIAL COUNCIL OF CALIFORNIA

455 Golden Gate Avenue
San Francisco, CA 94102-3688
Tel 415-865-4200
TDD 415-865-4272
Fax 415-865-4205
www.courts.ca.gov

HON. TANI G. CANTIL-SAKAUYE
*Chief Justice of California
Chair of the Judicial Council*

HON. DOUGLAS P. MILLER
*Chair, Executive and Planning
Committee*

HON. DAVID M. RUBIN
*Chair, Judicial Branch Budget
Committee
Chair, Litigation Management
Committee*

HON. KENNETH K. SO
*Chair, Policy Coordination and
Liaison Committee*

HON. HARRY E. HULL, JR.
Chair, Rules and Projects Committee

HON. MARSHA G. SLOUGH
Chair, Technology Committee

*Hon. Marla O. Anderson
Hon. Richard Bloom
Hon. C. Todd Bottke
Hon. Stacy Boulware Eurie
Hon. Kevin C. Brazile
Hon. Kyle S. Brodie
Hon. Ming W. Chin
Hon. Samuel K. Feng
Ms. Rachel W. Hill
Hon. Harold W. Hopp
Hon. James M. Humes
Ms. Audra Ibarra
Hon. Hannah-Beth Jackson
Mr. Patrick M. Kelly
Hon. Dalila C. Lyons
Hon. Gary Nadler
Ms. Gretchen Nelson*

ADVISORY MEMBERS
*Mr. Jake Chatters
Ms. Kimberly Flener
Hon. Scott M. Gordon
Hon. Patricia M. Lucas
Hon. Shama Hakim Mesiwala
Hon. Stuart M. Rice
Mr. Michael M. Roddy
Ms. Andrea K. Wallin-Rohmann*

MR. MARTIN HOSHINO
*Administrative Director,
Judicial Council*

November 7, 2017

Ms. Diane F. Boyer-Vine
Legislative Counsel
State Capitol, Room 3021
Sacramento, California 95814

Mr. Daniel Alvarez
Secretary of the Senate
State Capitol, Room 400
Sacramento, California 95814

Mr. E. Dotson Wilson
Chief Clerk of the Assembly
State Capitol, Room 3196
Sacramento, California 95814

Re: *Report on the Statewide Collection of Delinquent Court-Ordered
Debt for FY 2016–17*, as required by Penal Code section 1463.010(c)

Dear Ms. Boyer-Vine, Mr. Alvarez, and Mr. Wilson:

Attached is the Judicial Council's annual report to the Legislature on the collection of delinquent court-ordered debt in California for fiscal year (FY) 2016–17, in accordance with Penal Code section 1463.010(c).

In FY 2016–17, statewide collections programs collected a total of \$592.7 million in delinquent court-ordered debt. This figure represents a 9.1 percent decrease from the reported amount for FY 2015–16. Since reporting began in FY 2008–09, a total of \$5.8 billion in delinquent court-ordered debt has been collected by court and county collections programs. Total outstanding delinquent debt at the end of FY 2016–17 was \$10.0 billion. This figure represents a 3.6 percent increase over the \$9.7 billion reported for FY 2015–16. Detailed information about each court or county collections program is included in the full report.

Ms. Diane F. Boyer-Vine
Mr. Daniel Alvarez
Mr. E. Dotson Wilson
November 27, 2017
Page 2


The report also includes results of the last nine months of the 18-month statewide amnesty program, from July 1, 2016, to April 3, 2017.¹ The amnesty program allowed individuals to reinstate their driving privileges and pay outstanding delinquent debt at a 50 percent or 80 percent reduction if the debt met specified eligibility criteria, as authorized by Vehicle Code section 42008.8.

The data reported in the FY 2016–17, Annual Financial Report section of the Collections Reporting Template includes the following collections data as reported for the last nine months of the 18-month Statewide Traffic Amnesty Program: 98,253 resolved cases; \$21.3 million in court-ordered debt collected; \$5.3 million in program costs; and 114,562 abstracts for the release of hold/suspension on driver's licenses submitted to the Department of Motor Vehicles.

As mandated, a final report with complete statewide results of the amnesty program, including the number of cases resolved, the amount of money collected, and the operating costs of the program was submitted to the Legislature in August 2017 and is available at www.courts.ca.gov/7466.htm.

If you have any questions related to this report, please contact Maria Lira, Senior Budget Analyst, Judicial Council Budget Services, at 916-263-7320, or the Funds and Revenues unit at collections@jud.ca.gov.

Sincerely,



Martin Hoshino
Administrative Director
Judicial Council

MH/ML
Attachments

¹ The statutory end date for the amnesty program was Friday, March 31, 2017, a state holiday. To provide the public with the benefit of a program end date that did not coincide with the closure of state offices, the last day of the program was extended to Monday, April 3, 2017.

Ms. Diane F. Boyer-Vine

Mr. Daniel Alvarez

Mr. E. Dotson Wilson

November 7, 2017

Page 3

cc: Jessica Devencenzi, Policy Consultant, Office of Senate President pro Tempore Kevin de León
Alf Brandt, Senior Counsel, Office of Speaker Anthony Rendon
Anita Lee, Senior Fiscal and Policy Analyst, Legislative Analyst's Office
Tina McGee, Executive Secretary, Legislative Analyst's Office
Rebecca Kirk, Program Budget Analyst, Department of Finance
Margie Estrada, Chief Counsel, Senate Judiciary Committee
Julie Salley-Gray, Consultant, Senate Budget and Fiscal Review Committee
Shaun Naidu, Consultant, Senate Appropriations Committee
Matt Osterli, Consultant, Senate Republican Fiscal Office
Mike Petersen, Consultant, Senate Republican Policy Office
Alison Merrilees, Chief Counsel, Assembly Judiciary Committee
Pedro Reyes, Principal Consultant, Assembly Appropriations Committee
Jazmin Hicks, Consultant, Assembly Budget Committee
Allan Cooper, Consultant, Assembly Republican Office of Policy & Budget
Paul Dress, Consultant, Assembly Republican Office of Policy & Budget
Peggy Collins, Principal Consultant, Joint Legislative Budget Committee
Amy Leach, Minute Clerk, Office of Assembly Chief Clerk
Cory T. Jaspersen, Director, Governmental Affairs, Judicial Council
Zlatko Theodorovic, Director and Chief Financial Officer, Budget Services, Judicial Council
Peter Allen, Director, Public Affairs, Judicial Council
Lucy Fogarty, Deputy Director, Budget Services, Judicial Council
Laura Speed, Supervising Attorney, Governmental Affairs, Judicial Council
Angela Guzman, Manager, Budget Services, Judicial Council
Yvette Casillas-Sarcos, Administrative Coordinator, Governmental Affairs, Judicial Council



JUDICIAL COUNCIL OF CALIFORNIA

455 Golden Gate Avenue
San Francisco, CA 94102-3688
Tel 415-865-4200
TDD 415-865-4272
Fax 415-865-4205
www.courts.ca.gov

HON. TANI G. CANTIL-SAKAUYE
*Chief Justice of California
Chair of the Judicial Council*

HON. DOUGLAS P. MILLER
*Chair, Executive and Planning
Committee*

HON. DAVID M. RUBIN
*Chair, Judicial Branch Budget
Committee
Chair, Litigation Management
Committee*

HON. KENNETH K. SO
*Chair, Policy Coordination and
Liaison Committee*

HON. HARRY E. HULL, JR.
Chair, Rules and Projects Committee

HON. MARSHA G. SLOUGH
Chair, Technology Committee

*Hon. Marla O. Anderson
Hon. Richard Bloom
Hon. C. Todd Bottke
Hon. Stacy Boulware Eurie
Hon. Kevin C. Brazile
Hon. Kyle S. Brodie
Hon. Ming W. Chin
Hon. Samuel K. Feng
Ms. Rachel W. Hill
Hon. Harold W. Hopp
Hon. James M. Humes
Ms. Audra Ibarra
Hon. Hannah-Beth Jackson
Mr. Patrick M. Kelly
Hon. Dalila C. Lyons
Hon. Gary Nadler
Ms. Gretchen Nelson*

ADVISORY MEMBERS
*Mr. Jake Chatters
Ms. Kimberly Flener
Hon. Scott M. Gordon
Hon. Patricia M. Lucas
Hon. Shama Hakim Mesiwala
Hon. Stuart M. Rice
Mr. Michael M. Roddy
Ms. Andrea K. Wallin-Rohmann*

MR. MARTIN HOSHINO
*Administrative Director,
Judicial Council*

Report Title: *Report on the Statewide Collection of Delinquent Court-Ordered Debt for FY 2016–17*

Statutory Citation: Senate Bill 940 (Stats. 2003, ch. 275, § 3)

Code Section: Penal Code section 1463.010(c)

Date of Report: November 7, 2017

Attached is the Judicial Council's annual report to the Legislature on the collection of delinquent court-ordered debt in California for fiscal year (FY) 2016–17. The following summary of the report is provided per the requirements of Government Code section 9795.

In FY 2016–17, statewide collections programs collected a total of \$592.7 million in delinquent court-ordered debt. This figure represents a 9.1 percent decrease from the reported amount for FY 2015–16. Since reporting began in FY 2008–09, a total of \$5.8 billion in delinquent court-ordered debt has been collected by court and county collections programs. Total outstanding delinquent debt at the end of FY 2016–17 was \$10.0 billion. This figure represents a 3.6 percent increase over the \$9.7 billion reported for FY 2015–16. Detailed information about each court or county collections program, including amnesty, is included in the full report.

The report includes results of the last nine months of the 18-month statewide amnesty program, from July 1, 2016, to April 3, 2017. The amnesty program allowed individuals to reinstate their driving privileges and pay outstanding delinquent debt at a 50 percent or 80 percent reduction if the debt met specified eligibility criteria, as authorized by Vehicle Code section 42008.8.

As mandated, a final report with complete statewide results of the amnesty program, including the number of cases resolved, the amount of money collected, and the operating costs of the program was submitted to the Legislature in August 2017 and is available at www.courts.ca.gov/7466.htm.

The collections report is available at www.courts.ca.gov/7466.htm. A printed copy of the report may be obtained by calling 415-865-7966.

JUDICIAL COUNCIL OF CALIFORNIA

Hon. Tani G. Cantil-Sakauye
*Chief Justice of California and
Chair of the Judicial Council*

Mr. Martin Hoshino
*Administrative Director
Judicial Council*

ADMINISTRATIVE DIVISION


Mr. John Wordlaw
Chief Administrative Officer

BUDGET SERVICES

Mr. Zlatko Theodorovic
Director and Chief Financial Officer

Ms. Angela Guzman
Manager

Ms. Maria Lira
*Senior Budget Analyst and
Primary Author of Report*



Report on the Statewide Collection of Delinquent Court- Ordered Debt for FY 2016–17

AS REQUIRED BY PENAL CODE SECTION
1463.010

NOVEMBER 2017



JUDICIAL COUNCIL
OF CALIFORNIA

ADMINISTRATIVE DIVISION
BUDGET SERVICES

In 2003, the Legislature amended Penal Code section 1463.010 to require the Judicial Council to develop and adopt guidelines, standards, and tools for collecting court-ordered debt. In 2007, the statute was further amended to require the Judicial Council to develop performance measures and benchmarks to review the effectiveness of programs in the collection of delinquent court-ordered debt and to report annually to the Legislature on the following:

- The extent to which each court or county collections program is following best practices for its collections program;
- The performance of each collections program; and
- Any changes necessary to improve the performance of collections programs statewide.

The first legislative report, covering fiscal year (FY) 2008–09, established the framework for reporting the performance of collections programs statewide and provided a baseline from which to measure future performance.

Overview

This annual report includes information as reported by the individual court and/or county collections programs. This report provides a summary snapshot of each collections program, including the program’s assessment of its performance, progress, and any challenges encountered during the reporting period (see Attachment 1). Court and county collections programs are required to submit their information using the Judicial Council–Approved Collections Reporting Template (see Attachment 2).

This report also contains a brief summary about the statewide amnesty program that was in effect for an 18-month period, from October 1, 2015, to April 3, 2017.¹ The amnesty program provided eligible individuals the opportunity to pay off outstanding delinquent debt at a reduced rate and/or to have their driving privileges restored through the reinstatement of their suspended driver’s licenses, as authorized by Vehicle Code section 42008.8.

Findings

Based on information reported by the 58 court and county collections programs for FY 2016–17, a total of \$592.7 million in delinquent court-ordered debt was collected. This figure represents a 9.1 percent decrease from the reported amount for FY 2015–16. Delinquent accounts are nonforthwith collections and installment payment accounts that have not met the terms and conditions of payment agreements. (Forthwith payments generally involve payments on the same day as the court order, with no extra cost involved.)

Since FY 2008–09, when the Judicial Council’s Funds and Revenues Unit began tracking statewide performance, a total of \$5.8 billion in delinquent court-ordered debt has been collected

¹ The statutory end date for the amnesty program was Friday, March 31, 2017, a state holiday. To provide the public with the benefit of a program end date that did not coincide with the closure of state offices, the last day of the program was extended to Monday, April 3, 2017.

by court and county collections programs. This includes a beginning balance of \$5.2 billion in outstanding court-ordered debt in FY 2008–09. The total outstanding debt of \$10.0 billion reported by courts and counties in FY 2016–17 represents a 3.6 percent increase over the \$9.7 billion reported in FY 2015–16. It is probable that a substantial portion of the outstanding \$10.0 billion may be uncollectible due to the age of the accounts. The collectability of delinquent debt is primarily determined by the age of the account (the date at which it becomes delinquent). As debt ages it becomes harder to collect. The disparity in case management and accounting systems statewide continues to hinder consistent and reliable reporting of age-related debt information.

Individual collections programs reported a number of factors that affected collections this fiscal year and should be considered in assessing the overall success of their efforts as well as the collectability of delinquent court-ordered debt on a statewide basis. These factors include the following:

- The last nine months of the statewide amnesty program overlapped with the first nine months of the reporting period (July 1, 2016, to April 3, 2017).
- Implementation of new case management systems continues to create reporting complications for some programs in reconciling financial and case data from multiple systems. Long-term performance improvements are expected in revenue tracking and reporting, once implementation issues are resolved.
- Transition of collections services between third-party collections entities. Terminating a contract and entering into a new one with a private vendor or the intrabranh collections programs causes a delay in the transfer and referral process of delinquent cases.
- Identification of \$146.2 million in delinquent court-ordered debt that was discharged from accountability demonstrates the collectability of the statewide outstanding balance.
- Transition of responsibility between the court and county for the collection of delinquent court-ordered debt. Long-term performance improvements are expected once processes are fully implemented.

Chart 1 depicts the total delinquent court-ordered debt collected in FY 2016–17 and the percentages collected by each of the collecting entities involved in the statewide collection of court-ordered debt. Amounts collected by the Franchise Tax Board’s Interagency Intercept Collections program and the Department of Motor Vehicles are reported under “Other.”

It should be noted that all delinquent court-ordered debt is only temporarily deposited in each respective local treasury. It is then distributed to the various state and local government entities as mandated. The approximate distribution of revenue derived from court-ordered debt is as follows: 40 percent to the judicial branch, including trial court construction programs and trial court operations; 40 percent to cities, counties, and other local entities; and 20 percent to the state General Fund and over 50 state special funds (not including judicial branch entities).

Chart 1: 2016–17 Delinquent Court-Ordered Debt Collected by Entity

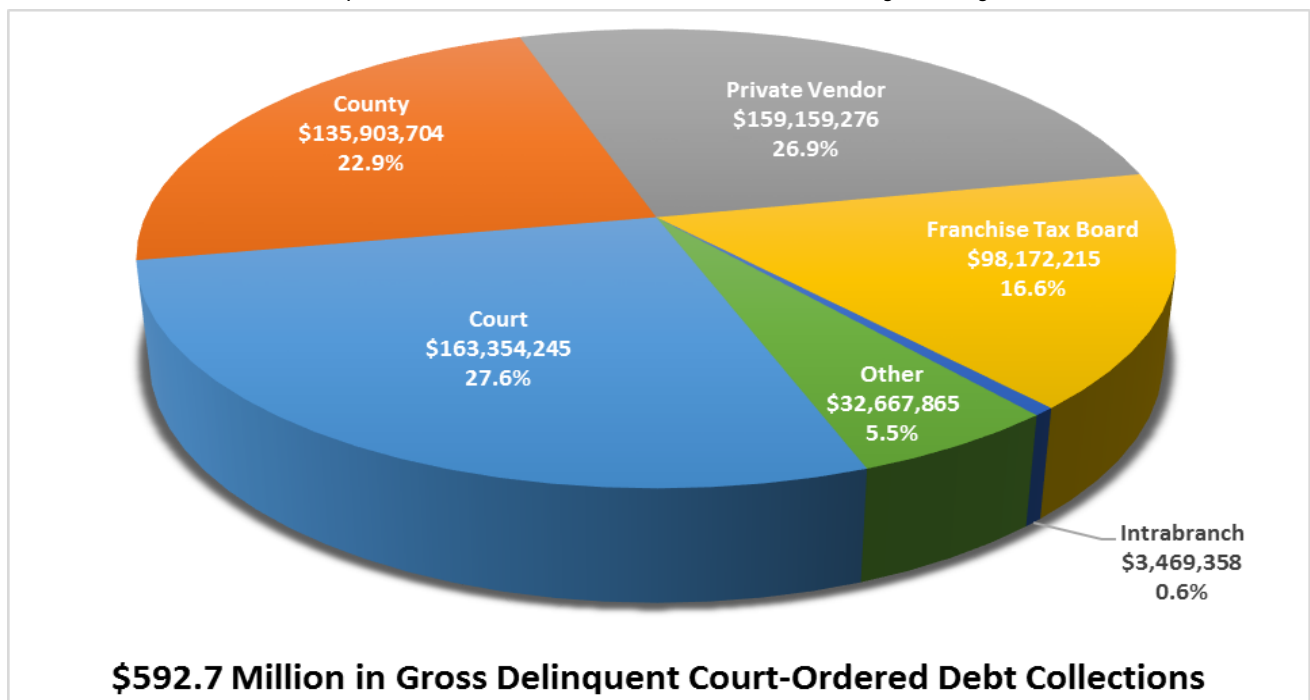


Chart 2 shows court-ordered debt collected and program costs for each type of entity involved in the collection of court-ordered debt this fiscal year. The total gross amount collected by each entity is shown in dollars; program costs are shown as percentages. For example, the courts collected a total of \$163.4 million of which 22.6 percent was used to offset program operating costs and commission fees charged by each collections entity (private vendors, intrabranh programs, Franchise Tax Board, etc.). Notable variances in private vendor operating costs—as compared to the intrabranh collections programs—represent economies of scale and other program-specific factors.

Chart 2: 2016–17 Delinquent Court-Ordered Debt Collected and Recovered Costs by Entity

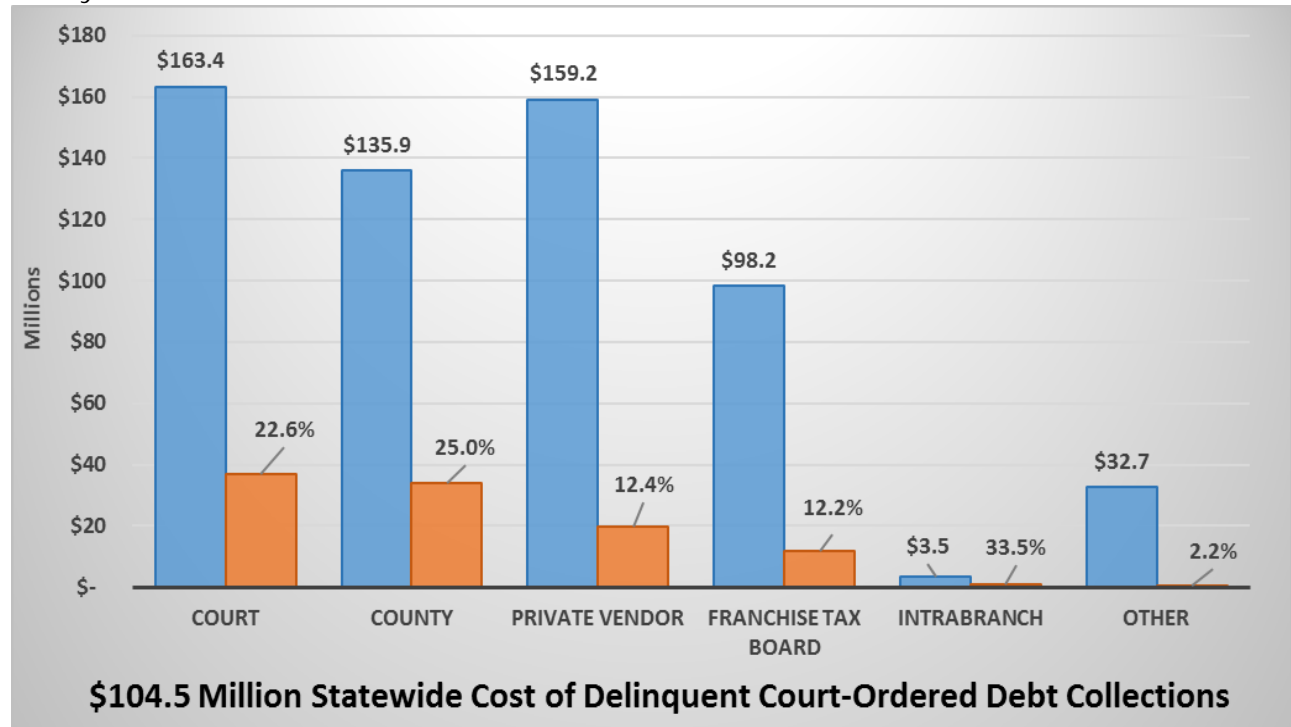
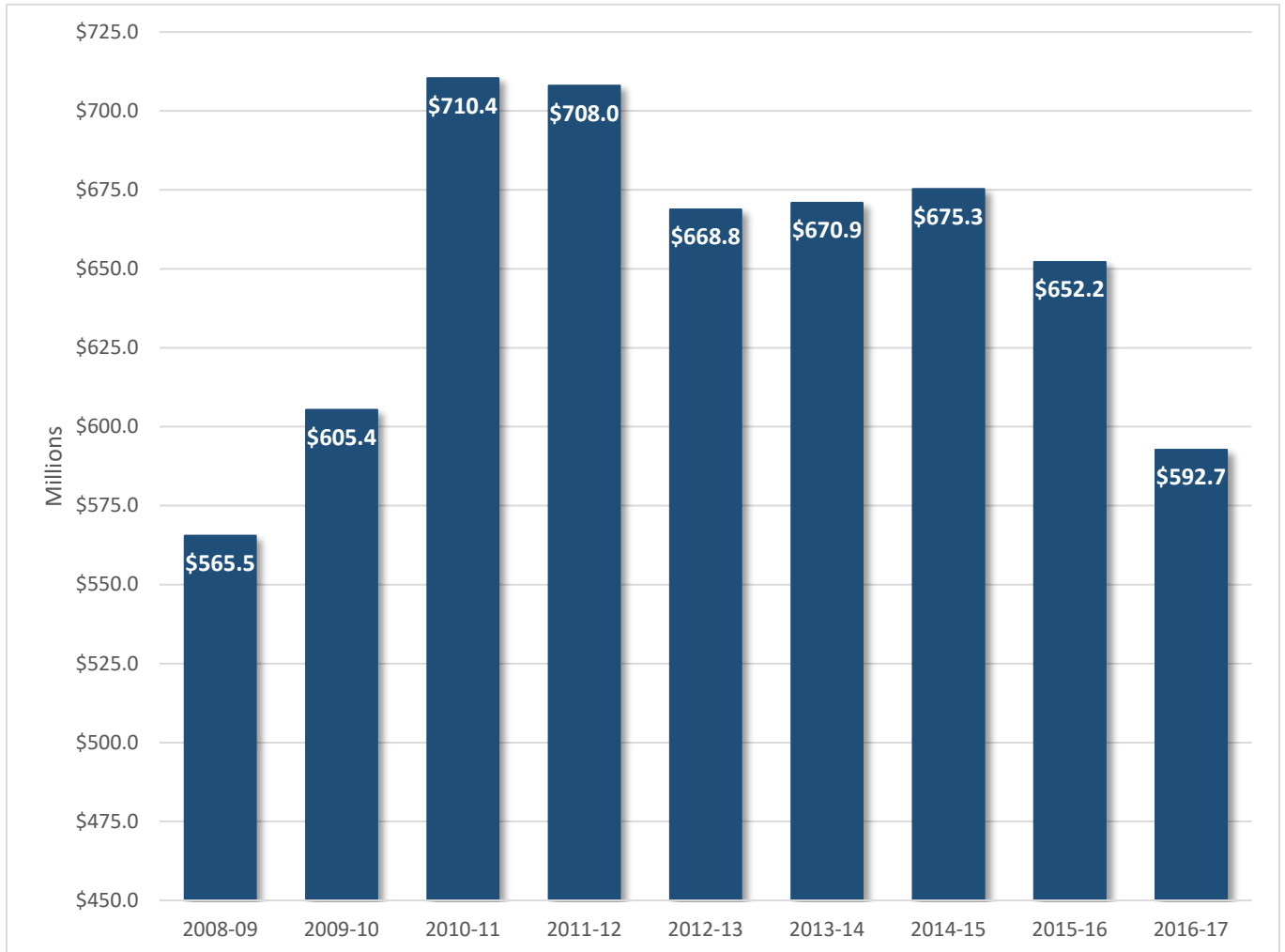


Chart 3 shows statewide collections totals for delinquent court-ordered revenue over a nine-year period.

Chart 3: Statewide Delinquent Court-Ordered Debt Collections since 2008–09



Statewide Traffic Amnesty Program

The data reported in the FY 2016–17 Annual Financial Report section of the Collections Reporting Template includes the following collections data as reported for the last nine months, July 1, 2016, to April 3, 2017, of the 18-month Statewide Traffic Amnesty Program: 98,253 resolved cases; \$21.3 million in court-ordered debt collected; \$5.3 million in program costs; and 114,562 abstracts for the release of hold/suspension on driver’s licenses submitted to the Department of Motor Vehicles. Amnesty program data specific to each collections program is available in the individual program reports of Attachment 1.

Vehicle Code section 42008.8 authorized the statewide amnesty program for bail and fines for delinquent court-ordered debt meeting certain eligibility requirements. The 18-month program was implemented by the court and/or county entity responsible for the collection of delinquent

court-ordered debt in each jurisdiction. The amnesty program allowed individuals with outstanding delinquent infractions to fully satisfy their payment obligations by making a lump-sum payment or installment payments on the remaining 50 or 20 percent of the outstanding balance.

Although total judicial branch criminal revenue collections have declined in recent years—coinciding with the start of the amnesty program in October 2015—branch revenues, including court operations and court construction funding, declined steeply in fiscal years 2015–16 and 2016–17, totaling approximately \$131.8 million.

Extrapolating this revenue decline statewide is significant since the judicial branch only receives approximately 40 percent of all criminal revenue collections.

As mandated, a final report with complete statewide results of the amnesty program, including the number of cases resolved, revenue impacts, and the operating costs of the program was submitted to the Legislature in August and is available at www.courts.ca.gov/7466.htm.

Collections Best Practices

The Judicial Council adopted *Judicial Council–Approved Collections Best Practices* in 2008, with subsequent revisions made in 2011 (Attachment 3). The best practices identify a variety of strategies designed to improve the collection of delinquent court-ordered debt, and include enforcement tools such as placing a hold on a driver’s license through the Department of Motor Vehicles and imposing a civil assessment rather than issuing an arrest warrant on a delinquent debtor. As of June 27, 2017, pursuant to Assembly Bill 103 (Stats. 2017, ch. 17),² driver’s license holds for failure to pay are no longer permitted. The elimination of this tool will potentially result in additional loss of delinquent revenue collections. Other best practices include trial in absentia in which the case is adjudicated when the defendant fails to appear, utilizing Franchise Tax Board programs, and contracting the services of third-party collections vendors. Statewide collections programs are encouraged to follow as many best practices as possible in an effort to enhance collections efforts, resolve accounts in a timely manner, and increase collections.

In FY 2016–17, of the 58 collections programs, 55 met 20 or more of the 25 best practices; 47 programs were in the 90th percentile, meeting 23, 24, or all 25 of the best practices; and 17 programs were in the 100th percentile, meeting all 25 of the best practices. Collections programs are not required to meet a specified number of best practices, though courts and counties

² AB 103 also requires the Judicial Council to annually report on revenue and collections from criminal fines and fees related to infractions and misdemeanors for each court and county beginning October 1, 2018. The administration has recognized the potential loss in revenue that may occur as a result of eliminating driver’s license suspensions for failure to pay court-ordered debt and the impact to branch funds, and has indicated a willingness to explore the potential of providing relief through the existing budget process. The Judicial Council will work with the administration and Legislature over the next several months to determine the baseline by which to calculate potential revenue losses, as well as analyze all branch revenue sources to identify a standard approach for revenue backfills relative to this change.

continue to implement additional practices to improve revenue collection. For example, in this fiscal year, 10 programs increased implementation of one or more additional best practices over the prior reporting period.

The following table lists the number of best practices used by each collection program in FY 2016–17, and highlights the 17 programs that are using all 25 best practices.

Table 1: Number of Best Practices Used by Collections Program for 2016–17

Alameda	25	Kings	21	Placer	24	Sierra	24
Alpine	25	Lake	24	Plumas	24	Siskiyou	23
Amador	25	Lassen	24	Riverside	24	Solano	23
Butte	25	Los Angeles	23	Sacramento	25	Sonoma	25
Calaveras	22	Madera	25	San Benito	16	Stanislaus	25
Colusa	24	Marin	23	San Bernardino	20	Sutter	19
Contra Costa	23	Mariposa	22	San Diego	25	Tehama	24
Del Norte	22	Mendocino	24	San Francisco	22	Trinity	23
El Dorado	23	Merced	23	San Joaquin	22	Tulare	25
Fresno	23	Modoc	24	San Luis Obispo	20	Tuolumne	25
Glenn	25	Mono	23	San Mateo	25	Ventura	24
Humboldt	24	Monterey	24	Santa Barbara	24	Yolo	24
Imperial	24	Napa	24	Santa Clara	24	Yuba	25
Inyo	25	Nevada	25	Santa Cruz	25		
Kern	19	Orange	23	Shasta	23		

Third-Party Collections Entities

California collections programs are allowed by law to contract for the services of one or more third-party collections entities to assist in the collection of delinquent court-ordered debt, which is particularly helpful when programs have limited staff or resources, or need to focus their efforts on other mission-critical goals and objectives. Additionally, third-party vendors tend to be better equipped to address hard-to-collect cases, allowing collections programs to address the collection of newer delinquent cases that tend to be easier and less costly to collect. The options available to the programs for third-party collections entities, as listed in the *Judicial Council–Approved Collections Best Practices*, include the following:

- Use of California Franchise Tax Board (FTB) services:** The FTB has two programs that can be used to help collections programs. These are the Court-Ordered Debt (FTB-COD) program, and the Interagency Intercept Collection (FTB-IIC) program. The FTB-COD program offers a variety of collections services, including wage garnishment, bank levies, and seizure of real and personal property or other assets to satisfy payment of delinquent debt. Accounts with a balance of at least \$100 must be delinquent 90 days before they can be referred to the FTB-COD; commission rates do not, by law, exceed 15 percent. For FTB-IIC, collections programs submit delinquent accounts by December 1 each year, and the program intercepts California tax returns where available and applies the amount seized to the outstanding debt. (For the FTB-COD program, see

www.ftb.ca.gov/online/Court_Ordered_Debt/overview.shtml; for the FTB-IIC program, see www.ftb.ca.gov/individuals/Interagency_Intercept_Collections/index.shtml.)

- **Use of another court or county collections program:** Intrabranh collections services are court-to-court programs that operate under a written memorandum of understanding. The Shasta and Ventura superior courts provide these services to a total of 10 other superior courts. Shasta provided collections services to six courts, and Ventura provided collections services to four courts. (The Ventura court served two courts for only part of the reporting period. One court terminated their contract for services, and another initiated services in December 2016.) Both of these courts provide customized services and tools to meet the needs of the programs. The Ventura court's program features a predictive dialer, which it upgraded in February 2014, increasing call volume by 60 percent. The main courthouse has a walk-up window with extended evening and weekend hours of operation that, in addition to use of the predictive dialer, increases the chances of communicating with debtors and limiting their need to contact a clerk or go inside the court. The Shasta court has collection clerks stationed in courtrooms to meet with individuals at the time of sentencing. This allows the defendant the opportunity to make payment arrangements immediately after sentencing, ensures communication, and enables the collections department to collect information necessary to resolve the debt.
- **Use of private third-party vendors:** Private collections vendors make calls on behalf of the collections programs, send notices, set up payment plans, and receive and transfer cases to subsequent vendors for further collections efforts. Private vendors were first awarded statewide master agreements by the Judicial Council in January 2005, when 4 vendors were contracted to collect on behalf of courts and counties. Upon expiration of the initial agreements, 7 vendors were subsequently awarded contracts in 2009, and, in 2014, 11 private vendors were awarded contracts. Effective January 2017, one vendor opted not to renew its contract with the Judicial Council due to its engagement in business operations outside of the United States, which is unallowable under the contract terms. Individual programs independently negotiate and contract with the vendor(s). Programs with a high volume of delinquent accounts may elect to use multiple vendors. Contractor commission rates vary from 3.9 percent to 47.8 percent. Fifty-two of the 58 collections programs used at least one private vendor during this reporting period, which represents no change from last year. For a list of statewide master agreements, refer to www.courts.ca.gov/procurementservices.htm.

Performance Measures

In FY 2008–09, performance measures and benchmarks were developed to evaluate the future effectiveness of collections programs statewide. A benchmark represents the minimum standard of performance that should be achievable by each collections program. The Judicial Council adopted two measures—the Gross Recovery Rate (GRR) and the Success Rate (SR)—to provide baselines from which to measure and compare each program’s progress from year to year, and for analyzing statewide programs (Attachment 4). (The collections performance measures and benchmarks are also available at www.courts.ca.gov/partners/documents/perfbench.pdf.)

- The Gross Recovery Rate measures a program’s ability to resolve delinquent court-ordered debt, and calculates delinquent court-ordered debt collections, adjustments, and discharges against total referrals (newly established debt) for the period. A benchmark of 34 percent was established.
- The Success Rate measures the amount of delinquent court-ordered debt collected by a program, and calculates revenue against total referrals (newly established debt) for the period after adjustments and discharges are made. A benchmark of 31 percent was established.

In FY 2016–17, 49 of the 58 programs exceeded the Gross Recovery Rate benchmark, which represents a decrease of four programs from the prior year. Forty-four programs exceeded the Success Rate benchmark, a decrease of one program from the prior year. One program did not meet either benchmark due to the formula that calculates gross revenue and adjustments against the value of new debt, and both exceeded the amount of debt established for the period. The decrease in the number of programs meeting or exceeding the Success Rate benchmark this fiscal year may be the result of various factors including, but not limited to, adjustments related to the statewide amnesty program, discharged debt, transition to new case management systems, and reporting errors, as explained below:

- An adjustment is defined as any change in the total amount of debt due after the initial determination of the amount of the outstanding delinquent debt. For example, a judge or a deputized clerk may reduce the amount a debtor owes. As part of amnesty, any amount of revenue collected was reported as an adjustment. The civil assessment amount waived under amnesty was also reported as an adjustment. Therefore, GRR and SR calculations were impacted by balance adjustments to cases resolved under amnesty. However, performance rates excluding those adjustments are not available, as programs are not required to report segregated amnesty adjustments, nor do many have the staff or technology to do so.

Debt may be discharged from accountability by the court or county collecting entity, as authorized by statute. It is important to distinguish that debt that has been discharged does not relieve the debtor from the responsibility of the debt or payment obligations; it only allows the court to discharge the delinquent account as “uncollectible” and remove it from accounting balances. The debtor still owes the debt.

- Several programs are in the process of transitioning to new case management systems, resulting in hours of staff time being dedicated to the implementation process and training on the new systems and thus reducing time spent by staff performing day-to-day collections activities.
- Instructions for reporting the value of cases withdrawn or returned from the FTB-COD program were corrected. As a result, several programs submitted revised reports, which may have impacted data and performance rates, as compared to prior year reports.

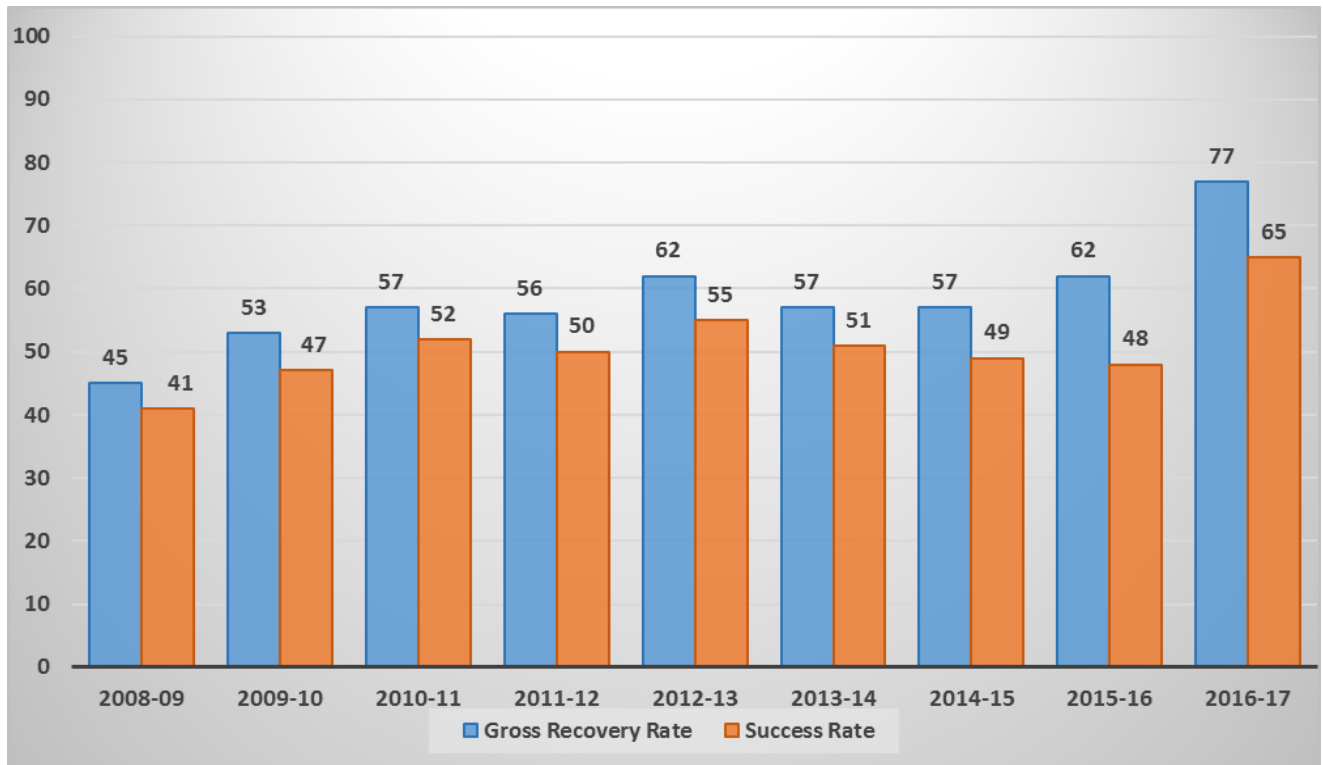
The performance of the collections programs from the FY 2008–09 base year through the current FY 2016–17 reporting period is detailed in Attachment 5 and can be found in each annual report posted at www.courts.ca.gov/partners/455.htm. Comments on the increase or decrease from the previous year’s Gross Recovery Rate and Success Rate provided by the programs are located in the individual program reports in Attachment 1.

Chart 4 shows statewide averages for Gross Recovery Rates and Success Rates compiled for 41 programs. The rates for the other 17 programs were excluded from the calculation to avoid skewing the data, as those programs discharged debt totaling \$146.2 million this fiscal year. The statewide averages for GRR and SR calculations were likely impacted by balance adjustments, including the 50 and 80 percent reduction and civil assessment amounts deducted from cases participating in the amnesty program.

Performance rates excluding those adjustments are not provided, as programs were not required by statute to report segregated amnesty adjustments. If all 58 program rates had been included in the calculation, the average Gross Recovery Rate would be 77 percent and the Success Rate would be 63 percent. The 17 programs that reported unusually high adjustments and discharged debt would have contributed to an inconsistency in the overall Gross Recovery Rate and Success Rate, which is why they were excluded from the final calculation as presented in this report.

Collection rates may exceed 100 percent because the formula calculates the collection of (and adjustments made to) *all* debt in the given time period, regardless of whether the debt was established/referred in the same period or earlier. While this report is for the prior fiscal year, delinquent debt is from many previous fiscal years.

Chart 4: Statewide Gross Recovery and Success Rate Average Percentages Since 2008–09



Discharge from Accountability

It is important to distinguish collectible court-ordered debt that is past due from delinquent court-ordered debt that is considered uncollectible and meets the recommended eligibility criteria to be discharged from accountability by the collecting entity. Court and county collections programs are authorized, under Government Code sections 25257 through 25259.95, to discharge outstanding debt from accountability if the outstanding amount is too small to justify the cost of collection, or the likelihood of collection does not warrant the expense involved. Additional criteria for determining when debt may be considered uncollectible include:

- All the required reasonable collection efforts, including those under Penal Code section 1463.007, have been performed;
- The debtor is deceased, has no assets, and a copy of the death certificate has been submitted; and
- At least five years have elapsed for infractions or 10 years have elapsed for misdemeanors and felonies from the date the debt became delinquent.

In FY 2016–17, \$146.2 million was discharged by collections programs, which represents a 7.8 percent increase from the \$135.7 million discharged in FY 2015–16. The \$703.7 million discharged in the past five fiscal years combined represents a substantial amount compared to the \$5.2 billion in outstanding debt reported at the beginning of FY 2008–09, the base year established for measuring statewide performance. The Judicial Council’s Funds and Revenues unit recommends that programs implement a discharge from accountability process to aid programs in eliminating uncollectible debt from their records in order to reduce the statewide outstanding debt balance. Although court-ordered debt discharged from accountability does not constitute a release from liability for payment, an exception was made to this recommendation during the 18-month amnesty program since any eligible cases previously discharged would need to be reinstated prior to accepting an amnesty payment.

Unfortunately, limitations in case management and accounting systems continue to prevent programs from being able to accurately identify uncollectible accounts. Also, the effort, dedication, and time required to exhaust all collection efforts before a hard-to-collect case can be discharged from accountability is prohibitive for programs with limited staff and resources. Moreover, some counties and courts lack the systems and resources to accurately determine what amount of current outstanding court-ordered debt is collectible compared to the amount that is eligible to be discharged.

Improving Statewide Collections and Distribution of Court-Ordered Debt

In 2009, the Judicial Council’s Funds and Revenues unit, in collaboration with the California State Association of Counties, convened an informal group of court and county subject matter experts to make recommendations to improve the performance of collections programs statewide. Since 2009, a number of changes have been identified across the full spectrum of collections efforts, from new enforcement tools to improvements in collecting forthwith payments so they do not become delinquent.

Specific efforts and accomplishments in improving statewide collections and distribution during this reporting period include:

- Conducting an annual statewide training program on the distribution of revenues in collaboration with the State Controller’s Office, the Franchise Tax Board, and the Judicial Council’s Audit Services, Governmental Affairs, and Legal Services offices. Court and county staff were invited to attend any of the three “live” sessions, which are offered in both southern and northern California locations in June. As a midyear follow-up, a winter webinar session was offered to provide updates on new laws affecting traffic, criminal fines, and fees.
- Continuing outreach to court and county collections programs to address a variety of current issues and collections questions, which include providing tools and options for improving collections, as well as training and legislative updates.

- Maintaining and strengthening key relationships and partnerships with collections stakeholders such as (1) the State Controller’s Office, (2) the California State Association of Counties, (3) the California Revenue Officers Association, and (4) the Franchise Tax Board.
- Maintaining peer-to-peer information sharing and problem resolution opportunities, including a collections and revenue distribution listserv (an application that manages e-mail for members of a discussion group) open to both court and county partners who work in court-ordered debt collections and revenue distribution to collaborate and share knowledge regarding the collection of forthwith, nondelinquent, and delinquent court-ordered debt as well as local and state distribution of the monies collected.

Conclusion

In FY 2016–17, a total of \$592.7 million in delinquent court-ordered debt was collected by court and county collections programs, representing a 9.1 percent decrease in collections from the previous year. As noted earlier, an accurate amount of total collectible debt cannot be easily determined. The decline in collections is in part due to the statewide amnesty program, as a marked decrease in court-ordered debt collections was noted beginning in October 2015, the first month of the amnesty program. Judicial branch criminal revenue lost during fiscal years 2015–16 and 2016–17 is approximately \$131.8 million based on data as of August 2017. In addition, issues with the implementation of new case management systems continue to hinder accurate and reliable reporting.

Despite the added workload related to the amnesty program and the challenges associated with the implementation of new case management systems, the courts and counties continue to enhance their collections programs by implementing best practices to improve their performance, adding new collections activities and tools, and streamlining their collections operations. A total of \$5.8 billion has been collected over the past nine years of statewide reporting on delinquent debt collection.

For more information about this report, please contact Maria Lira, Senior Budget Analyst, Judicial Council Budget Services, at 916-263-7320, or the Funds and Revenues unit at collections@jud.ca.gov.

Attachments

- Attachment 1: *Statewide Collection of Delinquent Court-Ordered Debt for 2016–17: Individual Court and County Collections Program Reports*
- Attachment 2: Collections Reporting Template
- Attachment 3: *Judicial Council–Approved Collections Best Practices*
- Attachment 4: Collections Performance Measures and Benchmarks
- Attachment 5: Gross Recovery Rate and Success Rate Fiscal Year Tables

County of Alameda and Superior Court of Alameda County Collections Program Summary of Fiscal Year 2016–17 Collections Reporting Template

County Population¹: 1,645,359

Authorized Judges/Commissioners²: 75/10.0

Total Revenue Collected: \$22,637,952

Total Amount Discharged: \$0

Gross Recovery Rate: 73%

Success Rate: 61%

Ending Balance³: \$300,922,600

Total Amount Adjusted: \$15,140,632

Program Overview

The collection of delinquent court-ordered debt is a cooperative effort between the Superior Court of Alameda County and the County of Alameda. The court and county have a written Memorandum of Understanding (MOU) for their collections program. The program includes the following activities as reported in the *Collections Reporting Template*:

- Contracts with the Franchise Tax Board’s Court-Ordered Debt (FTB-COD) and Interagency Intercept Collections (FTB-IIC) programs;
- Contracts with a private debt collector;
- A comprehensive collections program that includes all 16 collection activity components;
- Internet, and credit and debit card payment options; and
- Meets all 25 of the recommended collections best practices (see Attachment 3).

Performance

Based on the financial data reported, the program collected a total of \$22,637,952 from 556,097 total delinquent cases, with collection costs of \$3,055,054. The ending balance of \$300,922,600 in delinquent court-ordered debt represents 455,013 delinquent cases, of which 51,268 were established in the reporting period. The program did not discharge delinquent debt from accountability for the reporting period.

These totals include data from the last nine months, July 1, 2016, through April 3, 2017, of the 18-month statewide traffic amnesty program established by Vehicle Code section 42008.8. A total of 8,482 cases participated in the amnesty program during the reporting period, and individuals had their balances reduced 50 percent or 80 percent. In addition, 8,625 driver’s licenses were reinstated as a result of the amnesty program. For the nine-month period, \$418,430 was collected by the program with collection costs of \$144,364.⁴

For the reporting period, the program has a 73 percent Gross Recovery Rate (GRR), which exceeds the recommended 34 percent benchmark, and is 3 percentage points lower than the prior year. The program’s Success Rate (SR) of 61 percent exceeds the recommended 31 percent benchmark and is 14 percentage points lower than the prior year.

According to the Alameda collections program the decreases in the Gross Recovery Rate and Success Rate are attributable to the Statewide Traffic Amnesty Program, which released a large number of driver’s license holds placed by the Department of Motor Vehicles from delinquent cases and the failure-to-submit cases to the FTB-COD program on time. Total delinquent court-

This report contains information jointly reported by the court and county in the Judicial Council’s *Collections Reporting Template*, under Penal Code section 1463.010.

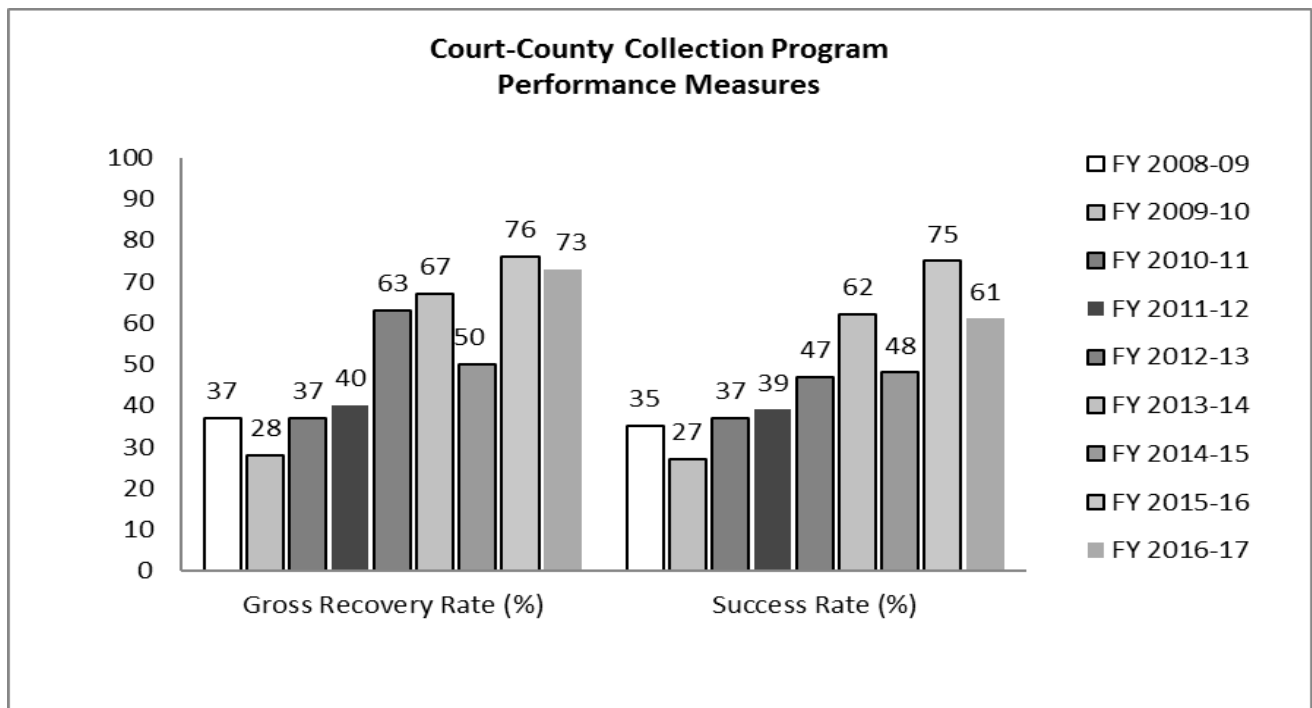
County of Alameda and Superior Court of Alameda County Collections Program Summary of Fiscal Year 2016–17 Collections Reporting Template

ordered debt collected decreased by 16 percent from the prior year, while the value of cases established and adjustments declined.

The table below shows the program’s total delinquent revenue collected and the percentage increase or decrease from year to year for the past nine fiscal years:

2008-09	2009-10	2010-11	2011-12	2012-13	2013-14	2014-15	2015-16	2016-17
\$15,072,879	\$15,058,269	\$17,135,395	\$18,001,914	\$22,984,921	\$25,667,928	\$26,029,643	\$26,916,685	\$22,637,952
	-0.1%	13.8%	5.1%	27.7%	11.7%	1.4%	3.4%	-15.9%

The chart below shows performance measures for the past nine fiscal years:



Note: The 2015–16 and 2016–17 GRR and SR calculations were likely impacted by balance adjustments to cases participating in the amnesty program. Performance rates excluding those adjustments are not provided, as programs were not required by statute to report segregated amnesty adjustments.

This report contains information jointly reported by the court and county in the Judicial Council’s Collections Reporting Template, under Penal Code section 1463.010.

County of Alameda and Superior Court of Alameda County Collections Program Summary of Fiscal Year 2016–17 Collections Reporting Template

Footnotes:

- ¹ Population data from the State of California, Department of Finance, E-1 State and County Population Estimates, January 1, 2016, and 2017.
- ² Excludes unfunded judgeships authorized under AB 159 (Stats. 2007, ch. 722). Positions are as of June 30, 2017.
- ³ Ending Balance is the value of outstanding delinquent fines, fees, forfeitures, penalties, and assessments, and may include victim restitution and other justice-related reimbursements if the reporting program could not separate those balances.
- ⁴ The full report on the *18-month Statewide Infraction Amnesty Program* is available at www.courts.ca.gov/7466.htm.

This report contains information jointly reported by the court and county in the Judicial Council's *Collections Reporting Template*, under Penal Code section 1463.010.

County of Alpine and Superior Court of Alpine County Collections Program Summary of Fiscal Year 2016–17 Collections Reporting Template

County Population¹: 1,151

Authorized Judges/Commissioners²: 2/0.3

Total Revenue Collected: \$16,049

Total Amount Discharged: \$653

Gross Recovery Rate: 7%

Success Rate: 7%

Ending Balance³: \$229,030

Total Amount Adjusted: \$900

Program Overview

The collection of delinquent court-ordered debt is a cooperative effort between the Superior Court of Alpine County and the County of Alpine. The court and county have a written Memorandum of Understanding (MOU) for their collections program. The program includes the following activities as reported in the *Collections Reporting Template*:

- Contracts with the Franchise Tax Board’s Court-Ordered Debt (FTB-COD) and Interagency Intercept Collections (FTB-IIC) programs;
- Contract with a private debt collector;
- A comprehensive collections program that includes 12 of the 16 collection activity components;
- Internet, and credit and debit card payment options; and
- Meets all 25 of the recommended collections best practices (see Attachment 3).

Performance

Based on the financial data reported, the program collected a total of \$16,049 from 1,055 total delinquent cases, with collection costs of \$2,344. The ending balance of \$229,030 in delinquent court-ordered debt represents 252 delinquent cases, of which 273 were established in the reporting period. As authorized by Government Code sections 25257 through 25259.95, the program discharged delinquent cases deemed uncollectible, with a total value of \$653 for the reporting period.

These totals include data from the last nine months, July 1, 2016, through April 3, 2017, of the 18-month statewide traffic amnesty program established by Vehicle Code section 42008.8. A total of 2 cases participated in the amnesty program during the reporting period and individuals had their balances reduced 50 percent or 80 percent. In addition, 2 driver’s licenses were reinstated as a result of the amnesty program. For the nine-month period, \$400 was collected by the program with collection costs of \$44.⁴

For the reporting period, the program has a 7 percent Gross Recovery Rate (GRR), which does not exceed the recommended 34 percent benchmark, and is 7 percentage points higher than the prior year. The program’s Success Rate (SR) of 7 percent does not exceed the recommended 31 percent benchmark and is 7 percentage points higher than the prior year.

This report contains information jointly reported by the court and county in the Judicial Council’s *Collections Reporting Template*, under Penal Code section 1463.010.

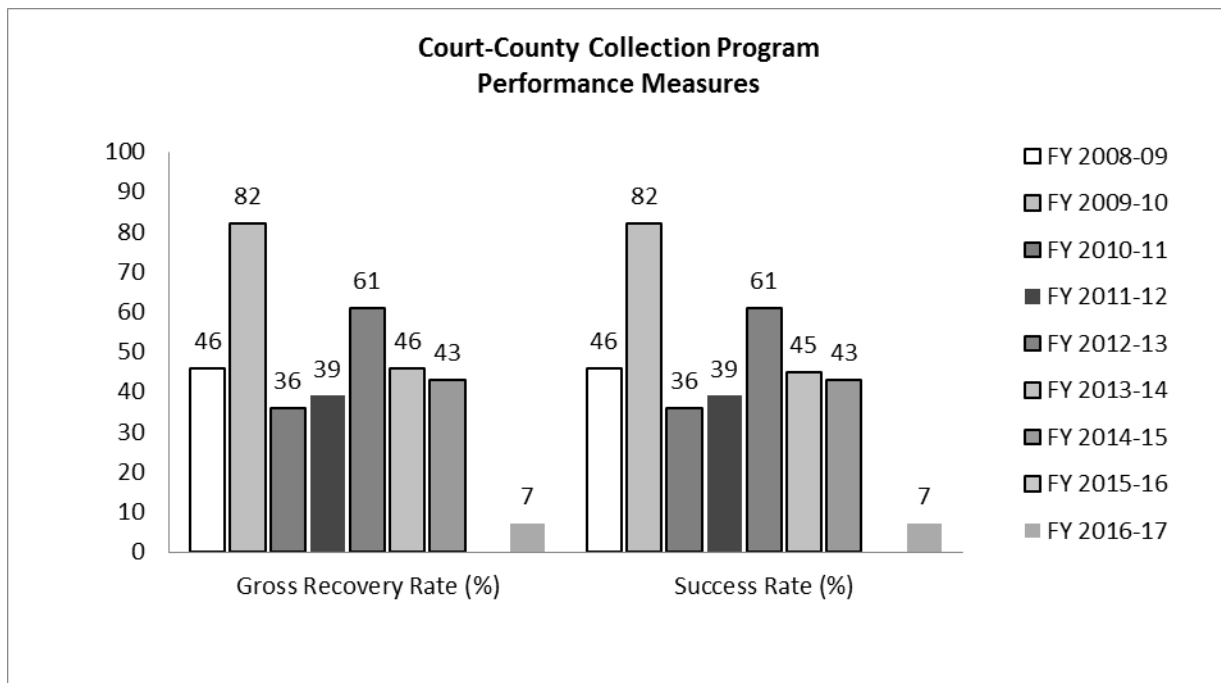
County of Alpine and Superior Court of Alpine County Collections Program Summary of Fiscal Year 2016–17 Collections Reporting Template

According to the Alpine collections programs, the increases in the Gross Recovery Rate and Success Rate are largely attributed to the growth in value of established or referred cases to the private vendor and the high amount of revenue collected on delinquent court-ordered debt.

The table below shows the program’s total delinquent revenue collected and the percentage increase or decrease from year to year for the past nine fiscal years:

2008-09	2009-10	2010-11	2011-12	2012-13	2013-14	2014-15	2015-16	2016-17
\$24,759	\$25,070	\$54,946	\$36,353	\$27,466	\$29,715	\$33,891	\$1,860	\$16,049
	1.3%	119.2%	-33.8%	-24.4%	8.2%	14.1%	-94.5%	762.8%

The chart below shows performance measures for the past nine fiscal years:



Note: The 2015–16 and 2016–17 GRR and SR calculations were likely impacted by balance adjustments to cases participating in the amnesty program. Performance rates excluding those adjustments are not provided, as programs were not required by statute to report segregated amnesty adjustments. If you exclude the \$653 in uncollectible debt that was discharged from accountability for 2016–17, the Gross Recovery Rate is 7 percent and the Success Rate is 7 percent.

This report contains information jointly reported by the court and county in the Judicial Council’s Collections Reporting Template, under Penal Code section 1463.010.

County of Alpine and Superior Court of Alpine County Collections Program Summary of Fiscal Year 2016–17 Collections Reporting Template

Footnotes:

- ¹ Population data from the State of California, Department of Finance, E-1 State and County Population Estimates, January 1, 2016, and 2017.
- ² Excludes unfunded judgeships authorized under AB 159 (Stats. 2007, ch. 722). Positions are as of June 30, 2017.
- ³ Ending Balance is the value of outstanding delinquent fines, fees, forfeitures, penalties, and assessments, and may include victim restitution and other justice-related reimbursements if the reporting program could not separate those balances.
- ⁴ The full report on the *18-month Statewide Infraction Amnesty Program* is available at www.courts.ca.gov/7466.htm.

This report contains information jointly reported by the court and county in the Judicial Council’s *Collections Reporting Template*, under Penal Code section 1463.010.

County of Amador and Superior Court of Amador County Collections Program Summary of Fiscal Year 2016–17 Collections Reporting Template

County Population¹: 38,382

Authorized Judges/Commissioners²: 2/0.3

Total Revenue Collected: \$477,136

Total Amount Discharged: \$0

Gross Recovery Rate: 40%

Success Rate: 36%

Ending Balance³: \$7,086,674

Total Amount Adjusted: \$78,122

Program Overview

The collection of delinquent court-ordered debt is a cooperative effort between the Superior Court of Amador County and the County of Amador. The court and county have a written Memorandum of Understanding (MOU) for their collections program. The program includes the following activities as reported in the *Collections Reporting Template*:

- An MOU with the Superior Court of Ventura County to provide collections services as part of an Intrabranch Collections Services Program;
- Contracts with the Franchise Tax Board’s Court-Ordered Debt (FTB-COD) and Interagency Intercept Collections (FTB-IIC) programs;
- A comprehensive collections program that includes 14 of the 16 collection activity components;
- Internet, and credit and debit card payment options; and
- Meets all 25 of the recommended collections best practices (see Attachment 3).

Performance

Based on the financial data reported, the program collected a total of \$477,136 from 13,437 total delinquent cases, with collection costs of \$93,787. The ending balance of \$7,086,674 in delinquent court-ordered debt represents 13,848 delinquent cases, of which 3,040 were established in the reporting period. The program did not discharge delinquent debt from accountability for the reporting period.

These totals include data from the last nine months, July 1, 2016, through April 3, 2017, of the 18-month statewide traffic amnesty program established by Vehicle Code section 42008.8. A total of 156 cases participated in the amnesty program during the reporting period and individuals had their balances reduced 50 percent or 80 percent. In addition, 1 individuals’ driver’s licenses was reinstated as a result of the amnesty program. For the nine-month period, \$9,317 was collected by the program with collection costs of \$5,708.⁴

For the reporting period, the program has a 40 percent Gross Recovery Rate (GRR), which exceeds the recommended 34 percent benchmark, and is 10 percentage points higher than the prior year. The program’s Success Rate (SR) of 36 percent exceeds the recommended 31 percent benchmark and is 17 percentage points higher than the prior year.

This report contains information jointly reported by the court and county in the Judicial Council’s *Collections Reporting Template*, under Penal Code section 1463.010.

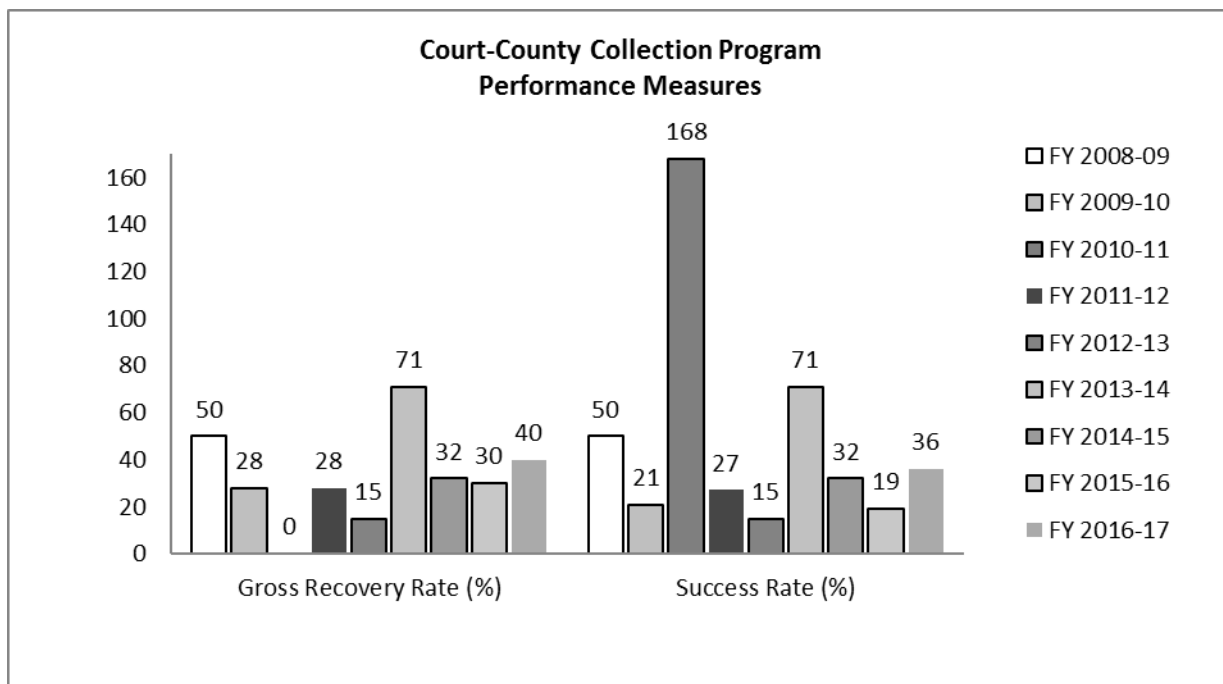
County of Amador and Superior Court of Amador County Collections Program Summary of Fiscal Year 2016–17 Collections Reporting Template

According to the Amador collections program, the increases in the Gross Recovery Rate and Success Rate are attributable to the number of cases being transferred to Ventura Court for collection services, including the private vendor’s inventory. The program is no longer sending cases to the Franchise Tax Board (FTB), but the FTB continues to collect debt from existing inventory.

The table below shows the program’s total delinquent revenue collected and the percentage increase or decrease from year to year for the past nine fiscal years:

2008-09	2009-10	2010-11	2011-12	2012-13	2013-14	2014-15	2015-16	2016-17
\$208,958	\$249,465	\$231,058	\$210,658	\$191,255	\$149,983	\$183,750	\$320,669	\$477,136
	19.4%	-7.4%	-8.8%	-9.2%	-21.6%	22.5%	74.5%	48.8%

The chart below shows performance measures for the past nine fiscal years:



Note: The 2015–16 and 2016–17 GRR and SR calculations were likely impacted by balance adjustments to cases participating in the amnesty program. Performance rates excluding those adjustments are not provided, as programs were not required by statute to report segregated amnesty adjustments.

This report contains information jointly reported by the court and county in the Judicial Council’s Collections Reporting Template, under Penal Code section 1463.010.

County of Amador and Superior Court of Amador County Collections Program Summary of Fiscal Year 2016–17 Collections Reporting Template

Footnotes:

- ¹ Population data from the State of California, Department of Finance, E-1 State and County Population Estimates, January 1, 2016, and 2017.
- ² Excludes unfunded judgeships authorized under AB 159 (Stats. 2007, ch. 722). Positions are as of June 30, 2017.
- ³ Ending Balance is the value of outstanding delinquent fines, fees, forfeitures, penalties, and assessments, and may include victim restitution and other justice-related reimbursements if the reporting program could not separate those balances.
- ⁴ The full report on the *18-month Statewide Infraction Amnesty Program* is available at www.courts.ca.gov/7466.htm.

This report contains information jointly reported by the court and county in the Judicial Council's *Collections Reporting Template*, under Penal Code section 1463.010.

County of Butte and Superior Court of Butte County Collections Program Summary of Fiscal Year 2016–17 Collections Reporting Template

County Population¹: 226,404

Authorized Judges/Commissioners²: 11/2.0

Total Revenue Collected: \$3,563,836

Total Amount Discharged: \$1,699,065

Gross Recovery Rate: 61%

Success Rate: 42%

Ending Balance³: \$78,893,570

Total Amount Adjusted: \$2,553,560

Program Overview

The collection of delinquent court-ordered debt is a cooperative effort between the Superior Court of Butte County and the County of Butte. The court and county have a written Memorandum of Understanding (MOU) for their collections program. The program includes the following activities as reported in the *Collections Reporting Template*:

- Contracts with the Franchise Tax Board’s Court-Ordered Debt (FTB-COD) and Interagency Intercept Collections (FTB-IIC) programs;
- Contract with a private debt collector;
- A comprehensive collections program that includes 15 of the 16 collection activity components;
- Internet, and credit and debit card payment options; and
- Meets all 25 of the recommended collections best practices (see Attachment 3).

Performance

Based on the financial data reported, the program collected a total of \$3,563,836 from 69,618 total delinquent cases, with collection costs of \$1,080,873. The ending balance of \$78,893,570 in delinquent court-ordered debt represents 69,056 delinquent cases, of which 8,830 were established in the reporting period. As authorized by Government Code sections 25257 through 25259.95, the program discharged delinquent cases deemed uncollectible, with a total value of \$1,699,065 for the reporting period.

These totals include data from the last nine months, July 1, 2016, through April 3, 2017, of the 18-month statewide traffic amnesty program established by Vehicle Code section 42008.8. A total of 348 cases participated in the amnesty program during the reporting period and individuals had their balances reduced 50 percent or 80 percent. In addition, 467 driver’s licenses were reinstated as a result of the amnesty program. For the nine-month period, \$94,787 was collected by the program with collection costs of \$77,139.⁴

For the reporting period, the program has a 61 percent Gross Recovery Rate (GRR), which exceeds the recommended 34 percent benchmark, and is 12 percentage points lower than the prior year. The program’s Success Rate (SR) of 42 percent exceeds the recommended 31 percent benchmark and is 15 percentage points lower than the prior year.

This report contains information jointly reported by the court and county in the Judicial Council’s *Collections Reporting Template*, under Penal Code section 1463.010.

County of Butte and Superior Court of Butte County Collections Program Summary of Fiscal Year 2016–17 Collections Reporting Template

According to the Butte collections program, the decrease in the Gross Recovery Rate is largely attributed to 1,517 delinquent cases, with a value of \$1.7 million that was discharged from accountability because they were deemed uncollectable. The decrease in the Success Rate is due to the 57 percent decline in delinquent court-ordered debt collected. Several reasons can explain this. Mid-way through 2015-16, the Court ceased assessing failure to appear (FTA) and failure to pay (FTP) fines which resulted in a reduction of approximately \$361 to \$372 per delinquent court case. The residual effects of this change are present in 2016-17. Also, the Statewide Traffic Amnesty Program that began on October 1, 2015 and ended on April 3, 2017 was a benefit to many defendants in Butte County but there was also a financial impact to the collections program; during the amnesty program period more than \$295,000 in civil assessments were waived. Finally, the data that the Court was able to report regarding its debt was incomplete (see further explanation below), so this has likely caused a drop in the reporting of the amount of debt collected.

The court worked with its CMS provider to create a report to assist with the preparation of the annual collection report. Just a few weeks short of the due date of this collections report, the CMS provider abandoned the report due to the design/modification complexities associated with the report. The CMS provider will be looking at starting a clean sheet design for a report during 2017-18. The court was able to extract some data out of its CMS to add to the collections report, and in some instances, it is more reflective of delinquent debt on hand (the court's previous CMS did not allow delinquent/non-delinquent debt to be separated). That being said, the data included is not a complete representation of the delinquent debt for the court's collection's portfolio.

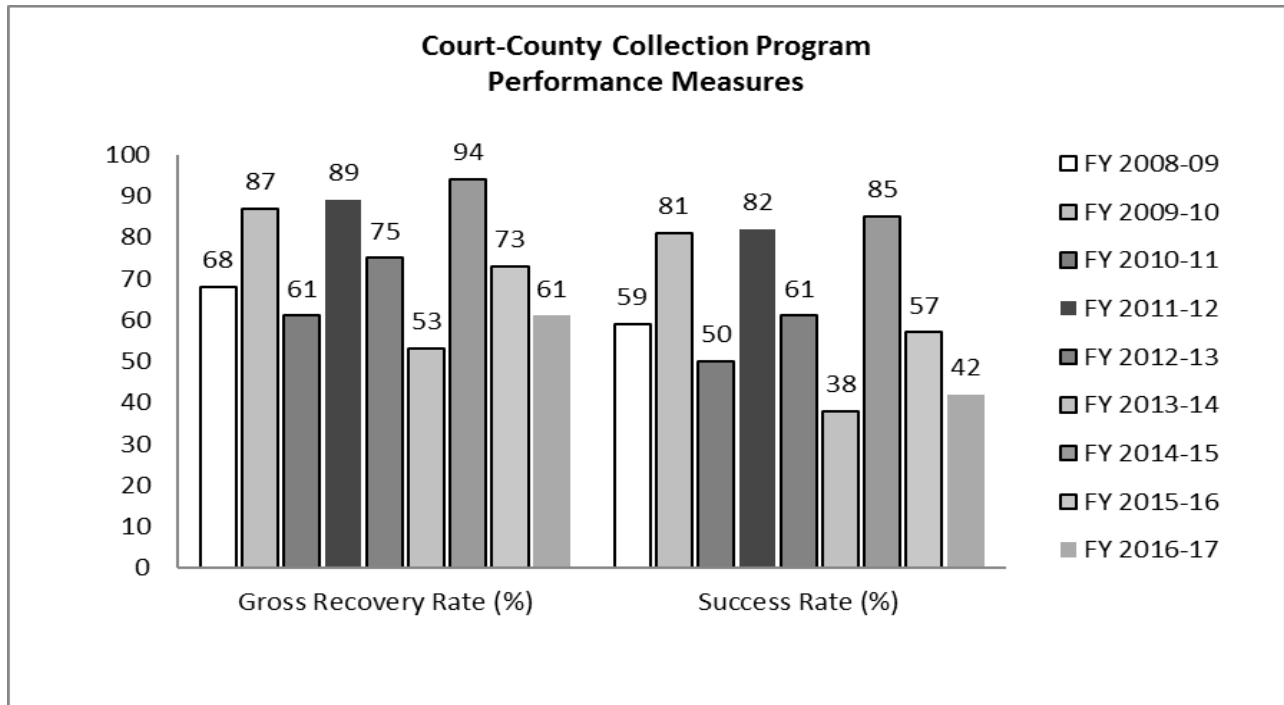
The table below shows the program's total delinquent revenue collected and the percentage increase or decrease from year to year for the past nine fiscal years:

2008-09	2009-10	2010-11	2011-12	2012-13	2013-14	2014-15	2015-16	2016-17
\$8,094,418	\$9,946,411	\$8,752,646	\$8,847,265	\$8,425,176	\$8,210,472	\$8,113,069	\$8,284,862	\$3,563,836
	22.9%	-12.0%	1.1%	-4.8%	-2.5%	-1.2%	2.1%	-57.0%

This report contains information jointly reported by the court and county in the Judicial Council's *Collections Reporting Template*, under Penal Code section 1463.010.

County of Butte and Superior Court of Butte County Collections Program Summary of Fiscal Year 2016–17 Collections Reporting Template

The chart below shows performance measures for the past nine fiscal years:



Note: The 2015–16 and 2016–17 GRR and SR calculations were likely impacted by balance adjustments to cases participating in the amnesty program. Performance rates excluding those adjustments are not provided, as programs were not required by statute to report segregated amnesty adjustments. If you exclude the \$1,699,065 in uncollectible debt that was discharged from accountability for 2016–17, the Gross Recovery Rate is 48 percent and the Success Rate is 35 percent.

Footnotes:

- ¹ Population data from the State of California, Department of Finance, E-1 State and County Population Estimates, January 1, 2016, and 2017.
- ² Excludes unfunded judgeships authorized under AB 159 (Stats. 2007, ch. 722). Positions are as of June 30, 2017.
- ³ Ending Balance is the value of outstanding delinquent fines, fees, forfeitures, penalties, and assessments, and may include victim restitution and other justice-related reimbursements if the reporting program could not separate those balances.
- ⁴ The full report on the *18-month Statewide Infraction Amnesty Program* is available at www.courts.ca.gov/7466.htm.

This report contains information jointly reported by the court and county in the Judicial Council’s Collections Reporting Template, under Penal Code section 1463.010.

County of Calaveras and Superior Court of Calaveras County Collections Program Summary of Fiscal Year 2016–17 Collections Reporting Template

County Population¹: 45,168

Authorized Judges/Commissioners²: 2/0.3

Total Revenue Collected: \$428,971

Total Amount Discharged: \$0

Gross Recovery Rate: 38%

Success Rate: 37%

Ending Balance³: \$11,365,116

Total Amount Adjusted: \$26,315

Program Overview

The collection of delinquent court-ordered debt is a cooperative effort between the Superior Court of Calaveras County and the County of Calaveras. The court and county do not have a written Memorandum of Understanding (MOU) for their collections program. The program includes the following activities as reported in the *Collections Reporting Template*:

- Contracts with the Franchise Tax Board's Court-Ordered Debt (FTB-COD) and Interagency Intercept Collections (FTB-IIC) programs;
- Contract with a private debt collector;
- A comprehensive collections program that includes 15 of the 16 collection activity components;
- Internet, and credit and debit card payment options; and
- Meets 22 of the 25 recommended collections best practices; the following best practices are currently not being met: 1, 2, and 18 (see Attachment 3).

Performance

Based on the financial data reported, the program collected a total of \$428,971 from 4,803 total delinquent cases, with collection costs of \$135,086. The ending balance of \$11,365,116 in delinquent court-ordered debt represents 4,358 delinquent cases, of which 1,202 were established in the reporting period. The program did not discharge delinquent debt from accountability for the reporting period.

These totals include data from the last nine months, July 1, 2016, through April 3, 2017, of the 18-month statewide traffic amnesty program established by Vehicle Code section 42008.8. A total of 43 cases participated in the amnesty program during the reporting period and individuals had their balances reduced 50 percent or 80 percent. In addition, 53 driver's licenses were reinstated as a result of the amnesty program. For the nine-month period, \$10,719 was collected by the program with collection costs of \$2,400.⁴

For the reporting period, the program has a 38 percent Gross Recovery Rate (GRR), which exceeds the recommended 34 percent benchmark, and is 10 percentage points lower than the prior year. The program's Success Rate (SR) of 37 percent exceeds the recommended 31 percent benchmark and is 10 percentage points lower than the prior year.

This report contains information jointly reported by the court and county in the Judicial Council's *Collections Reporting Template*, under Penal Code section 1463.010.

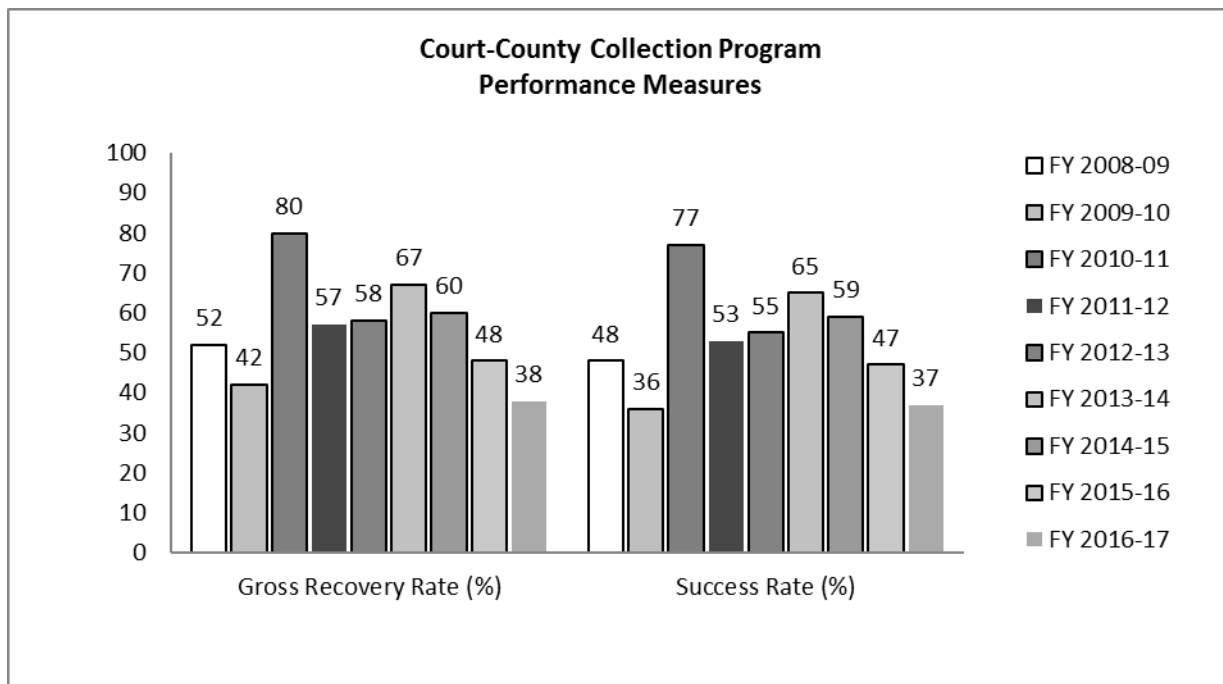
County of Calaveras and Superior Court of Calaveras County Collections Program Summary of Fiscal Year 2016–17 Collections Reporting Template

According to the Calaveras collections program, the decreases in the Gross Recovery Rate and Success Rate are largely attributed to the value of cases transferred from the FTB-COD in which the court has yet to discharge. Additionally, the program implemented the new case management system and are working through some of the reporting challenges. The program hopes to further qualify their current installment plans from past due installment plans, which will enhance their internal collections and to help increase revenue. The program is already seeing an increase in collections since the Statewide Traffic Amnesty Program has terminated.

The table below shows the program’s total delinquent revenue collected and the percentage increase or decrease from year to year for the past nine fiscal years:

2008-09	2009-10	2010-11	2011-12	2012-13	2013-14	2014-15	2015-16	2016-17
\$539,868	\$523,214	\$567,091	\$540,970	\$459,235	\$470,046	\$421,411	\$388,264	\$428,971
	-3.1%	8.4%	-4.6%	-15.1%	2.4%	-10.3%	-7.9%	10.5%

The chart below shows performance measures for the past nine fiscal years:



Note: The 2015–16 and 2016–17 GRR and SR calculations were likely impacted by balance adjustments to cases participating in the amnesty program. Performance rates excluding those adjustments are not provided, as programs were not required by statute to report segregated amnesty adjustments.

This report contains information jointly reported by the court and county in the Judicial Council’s *Collections Reporting Template*, under Penal Code section 1463.010.

County of Calaveras and Superior Court of Calaveras County Collections Program Summary of Fiscal Year 2016–17 Collections Reporting Template

Footnotes:

- ¹ Population data from the State of California, Department of Finance, E-1 State and County Population Estimates, January 1, 2016, and 2017.
- ² Excludes unfunded judgeships authorized under AB 159 (Stats. 2007, ch. 722). Positions are as of June 30, 2017.
- ³ Ending Balance is the value of outstanding delinquent fines, fees, forfeitures, penalties, and assessments, and may include victim restitution and other justice-related reimbursements if the reporting program could not separate those balances.
- ⁴ The full report on the *18-month Statewide Infraction Amnesty Program* is available at www.courts.ca.gov/7466.htm.

This report contains information jointly reported by the court and county in the Judicial Council's *Collections Reporting Template*, under Penal Code section 1463.010.

County of Colusa and Superior Court of Colusa County Collections Program Summary of Fiscal Year 2016–17 Collections Reporting Template

County Population¹: 22,043

Authorized Judges/Commissioners²: 2/0.3

Total Revenue Collected: \$454,110

Total Amount Discharged: \$0

Gross Recovery Rate: 42%

Success Rate: 35%

Ending Balance³: \$10,066,876

Total Amount Adjusted: \$169,754

Program Overview

The collection of delinquent court-ordered debt is a cooperative effort between the Superior Court of Colusa County and the County of Colusa. The court and county have a written Memorandum of Understanding (MOU) for their collections program. The program includes the following activities as reported in the *Collections Reporting Template*:

- An MOU with the Superior Court of Shasta County to provide collections services as part of an Intrabranh Collections Services Program;
- Contracts with the Franchise Tax Board’s Court-Ordered Debt (FTB-COD) and Interagency Intercept Collections (FTB-IIC) programs;
- Contract with a private debt collector;
- A comprehensive collections program that includes all 16 collection activity components;
- Credit and debit card payment options; and
- Meets 24 of the 25 recommended collections best practices; the following best practice is currently not being met: 16 (see Attachment 3).

Performance

Based on the financial data reported, the program collected a total of \$454,110 from 9,707 total delinquent cases, with collection costs of \$127,138. The ending balance of \$10,066,876 in delinquent court-ordered debt represents 8,741 delinquent cases, of which 1,728 were established in the reporting period. The program did not discharge delinquent debt from accountability for the reporting period.

These totals include data from the last nine months, July 1, 2016, through April 3, 2017, of the 18-month statewide traffic amnesty program established by Vehicle Code section 42008.8. A total of 188 cases participated in the amnesty program during the reporting period and individuals had their balances reduced 50 percent or 80 percent. In addition, 85 individuals’ driver’s licenses were reinstated as a result of the amnesty program. For the nine-month period, \$26,558 was collected by the program with collection costs of \$17,869.⁴

For the reporting period, the program has a 42 percent Gross Recovery Rate (GRR), which exceeds the recommended 34 percent benchmark, and is 26 percentage points lower than the prior year. The program’s Success Rate (SR) of 35 percent exceeds the recommended 31 percent benchmark and is 22 percentage points lower than the prior year.

This report contains information jointly reported by the court and county in the Judicial Council’s *Collections Reporting Template*, under Penal Code section 1463.010.

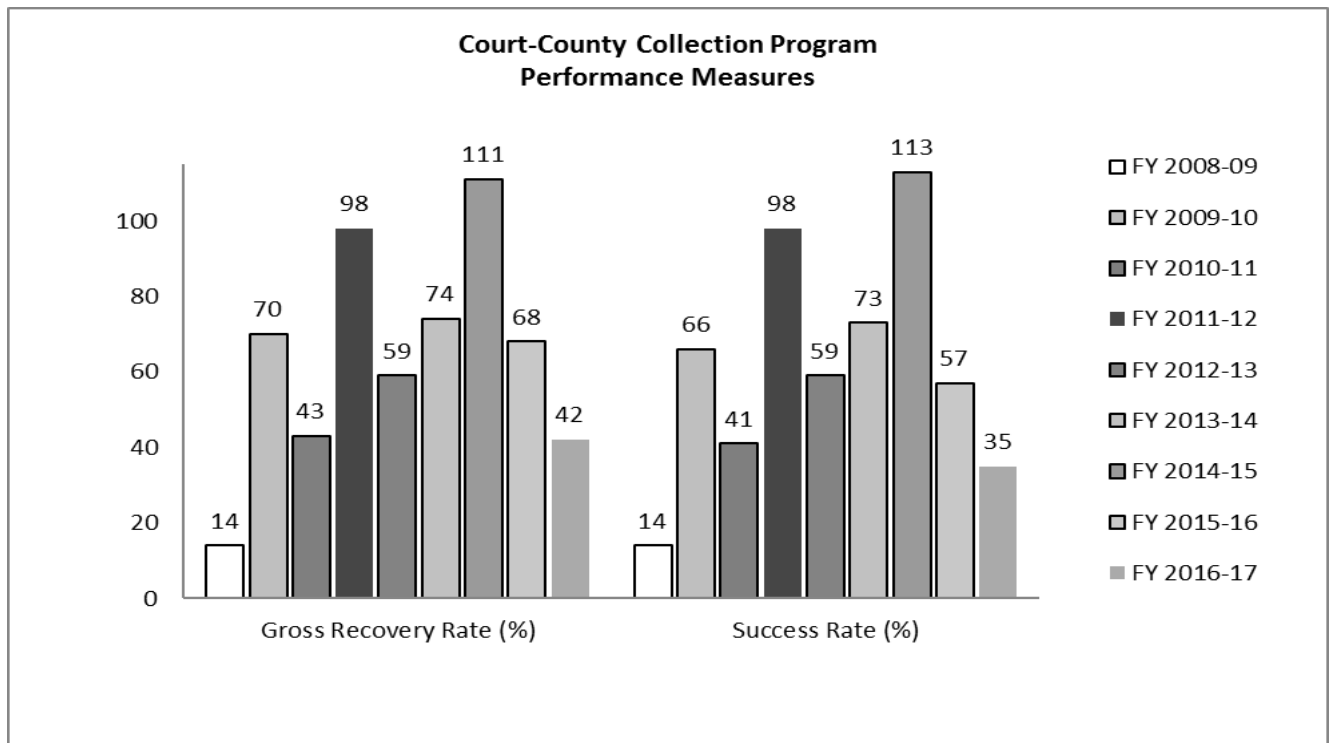
County of Colusa and Superior Court of Colusa County Collections Program Summary of Fiscal Year 2016–17 Collections Reporting Template

According to the Colusa collections program, the decreases in the Gross Recovery and Success Rate are largely attributed to the increase in the number of cases transferred to the intra-branch program and the five percent decrease in revenues collected, in comparison to the prior year.

The table below shows the program’s total delinquent revenue collected and the percentage increase or decrease from year to year for the past nine fiscal years:

2008-09	2009-10	2010-11	2011-12	2012-13	2013-14	2014-15	2015-16	2016-17
\$146,632	\$474,051	\$557,802	\$816,029	\$883,986	\$837,324	\$622,350	\$478,023	\$454,110
	223.3%	17.7%	46.3%	8.3%	-5.3%	-25.7%	-23.2%	-5.0%

The chart below shows performance measures for the past nine fiscal years:



Note: The 2015–16 and 2016–17 GRR and SR calculations were likely impacted by balance adjustments to cases participating in the amnesty program. Performance rates excluding those adjustments are not provided, as programs were not required by statute to report the segregated amnesty adjustments.

This report contains information jointly reported by the court and county in the Judicial Council’s *Collections Reporting Template*, under Penal Code section 1463.010.

County of Colusa and Superior Court of Colusa County Collections Program Summary of Fiscal Year 2016–17 Collections Reporting Template

Footnotes:

- ¹ Population data from the State of California, Department of Finance, E-1 State and County Population Estimates, January 1, 2016, and 2017.
- ² Excludes unfunded judgeships authorized under AB 159 (Stats. 2007, ch. 722). Positions are as of June 30, 2017.
- ³ Ending Balance is the value of outstanding delinquent fines, fees, forfeitures, penalties, and assessments, and may include victim restitution and other justice-related reimbursements if the reporting program could not separate those balances.
- ⁴ The full report on the *18-month Statewide Infraction Amnesty Program* is available at www.courts.ca.gov/7466.htm.

This report contains information jointly reported by the court and county in the Judicial Council’s *Collections Reporting Template*, under Penal Code section 1463.010.

**County of Contra Costa and Superior Court of Contra Costa County Collections Program
Summary of Fiscal Year 2016–17 Collections Reporting Template**

County Population¹: 1,139,513

Authorized Judges/Commissioners²: 38/5.0

Total Revenue Collected: \$18,807,393

Total Amount Discharged: \$0

Gross Recovery Rate: 105%

Success Rate: 107%

Ending Balance³: \$299,999,363

Total Amount Adjusted: \$6,610,696

Program Overview

The collection of delinquent court-ordered debt is a cooperative effort between the Superior Court of Contra Costa County and the County of Contra Costa. The court and county have a written Memorandum of Understanding (MOU) for their collections program. The program includes the following activities as reported in the *Collections Reporting Template*:

- Contracts with the Franchise Tax Board’s Court-Ordered Debt (FTB-COD) and Interagency Intercept Collections (FTB-IIC) programs;
- Contract with a private debt collector;
- A comprehensive collections program that includes 14 of the 16 collection activity components;
- Internet, and credit and debit card payment options; and
- Meets 23 of the 25 recommended collections best practices; the following best practices are currently not being met: 2, and 10 (see Attachment 3).

Performance

Based on the financial data reported, the program collected a total of \$18,807,393 from 384,039 total delinquent cases, with collection costs of \$3,539,810. The ending balance of \$299,999,363 in delinquent court-ordered debt represents 359,594 delinquent cases, of which 27,739 were established in the reporting period. The program did not discharge delinquent debt from accountability for the reporting period.

These totals include data from the last nine months, July 1, 2016, through April 3, 2017, of the 18-month statewide traffic amnesty program established by Vehicle Code section 42008.8. A total of 3,607 cases participated in the amnesty program during the reporting period and individuals had their balances reduced 50 percent or 80 percent. In addition, 8,569 driver’s licenses were reinstated as a result of the amnesty program. For the nine-month period, \$737,404 was collected by the program with collection costs of \$327,525.⁴

For the reporting period, the program has a 105 percent Gross Recovery Rate (GRR), which exceeds the recommended 34 percent benchmark, and is 27 percentage points higher than the prior year. The program’s Success Rate (SR) of 107 percent exceeds the recommended 31 percent benchmark and is 30 percentage points higher than the prior year.

This report contains information jointly reported by the court and county in the Judicial Council’s *Collections Reporting Template*, under Penal Code section 1463.010.

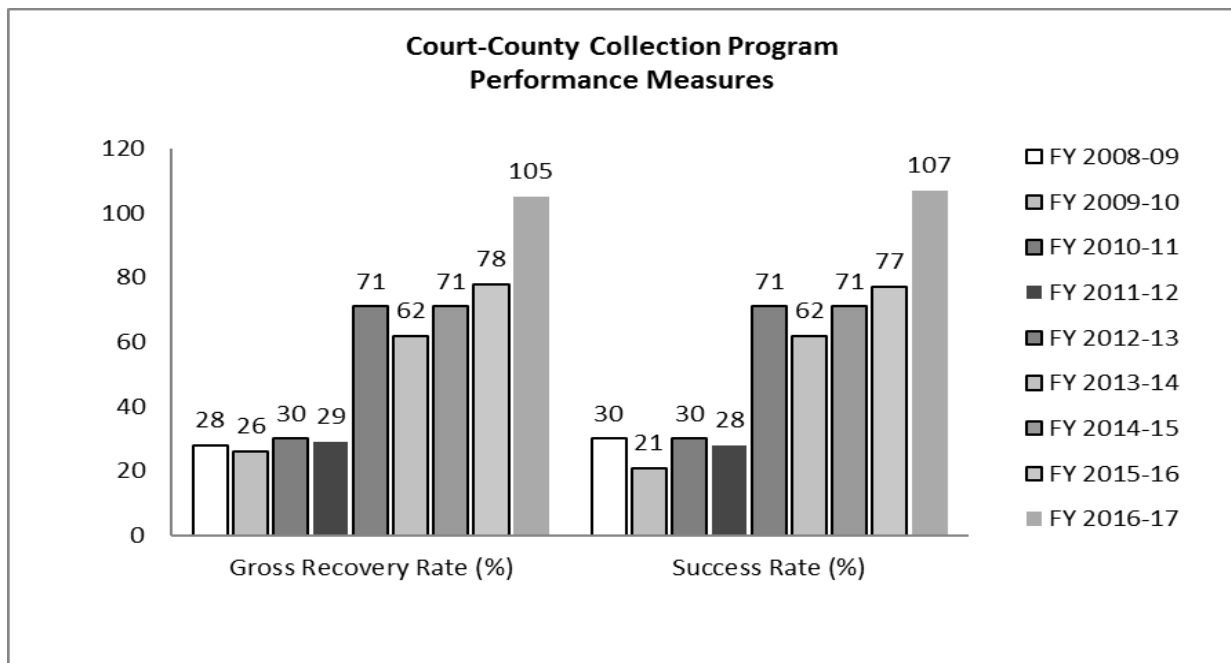
County of Contra Costa and Superior Court of Contra Costa County Collections Program Summary of Fiscal Year 2016–17 Collections Reporting Template

According to the Contra Costa collections program, the increases in the Gross Recovery Rate and Success Rate are largely attributed to a decrease in case referrals and an increase in adjustments despite a decrease in collections. These adjustments include reductions to amnesty case balances and account cancellations that reduced the balance of outstanding debt owed. Also, because the Statewide Traffic Amnesty Program authorized the release of driver's license holds for defendants in good standing who had outstanding traffic tickets, once driver's license holds were released many defendants defaulted on their amnesty payment plans. Additionally, the court implemented a moratorium on failure to pay holds (FTP) in May 2016 for new traffic citations, following a moratorium on failure to appear (FTA) holds previously implemented in June 2015. The absence of FTP license holds eliminates one incentive for defendants to pay amounts owing on their traffic tickets. Both these factors may have attributed to the decrease in collections.

The table below shows the program's total delinquent revenue collected and the percentage increase or decrease from year to year for the past nine fiscal years:

2008-09	2009-10	2010-11	2011-12	2012-13	2013-14	2014-15	2015-16	2016-17
\$10,481,973	\$10,082,676	\$17,806,993	\$27,159,703	\$28,209,589	\$24,128,249	\$18,840,665	\$20,421,603	\$18,807,393
	-3.8%	76.6%	52.5%	3.9%	-14.5%	-21.9%	8.4%	-7.9%

The chart below shows performance measures for the past nine fiscal years:



This report contains information jointly reported by the court and county in the Judicial Council's *Collections Reporting Template*, under Penal Code section 1463.010.

**County of Contra Costa and Superior Court of Contra Costa County Collections Program
Summary of Fiscal Year 2016–17 Collections Reporting Template**

Note: The 2015–16 and 2016–17 GRR and SR calculations were likely impacted by balance adjustments to cases participating in the amnesty program. Performance rates excluding those adjustments are not provided, as programs were not required by statute to report segregated amnesty adjustments.

Footnotes:

- ¹ Population data from the State of California, Department of Finance, E-1 State and County Population Estimates, January 1, 2016, and 2017.
- ² Excludes unfunded judgeships authorized under AB 159 (Stats. 2007, ch. 722). Positions are as of June 30, 2017.
- ³ Ending Balance is the value of outstanding delinquent fines, fees, forfeitures, penalties, and assessments, and may include victim restitution and other justice-related reimbursements if the reporting program could not separate those balances.
- ⁴ The full report on the *18-month Statewide Infraction Amnesty Program* is available at www.courts.ca.gov/7466.htm.

This report contains information jointly reported by the court and county in the Judicial Council’s *Collections Reporting Template*, under Penal Code section 1463.010.

County of Del Norte and Superior Court of Del Norte County Collections Program Summary of Fiscal Year 2016–17 Collections Reporting Template

County Population¹: 27,124

Authorized Judges/Commissioners²: 2/0.8

Total Revenue Collected: \$347,944

Total Amount Discharged: \$0

Gross Recovery Rate: 32%

Success Rate: 27%

Ending Balance³: \$15,662,301

Total Amount Adjusted: \$96,096

Program Overview

The collection of delinquent court-ordered debt is a cooperative effort between the Superior Court of Del Norte County and the County of Del Norte. The court and county have a written Memorandum of Understanding (MOU) for their collections program. The program includes the following activities as reported in the *Collections Reporting Template*:

- Contract with the Franchise Tax Board's Court-Ordered Debt (FTB-COD) program;
- Contract with a private debt collector;
- A comprehensive collections program that includes 11 of the 16 collection activity components;
- Internet, and credit and debit card payment options; and
- Meets 22 of the 25 recommended collections best practices; the following best practices are currently not being met: 9, 11, and 21 (see Attachment 3).

Performance

Based on the financial data reported, the program collected a total of \$347,944 from 18,916 total delinquent cases, with collection costs of \$63,512. The ending balance of \$15,662,301 in delinquent court-ordered debt represents 18,495 delinquent cases, of which 1,238 were established in the reporting period. The program did not discharge delinquent debt from accountability for the reporting period.

These totals include data from the last nine months, July 1, 2016, through April 3, 2017, of the 18-month statewide traffic amnesty program established by Vehicle Code section 42008.8. A total of 130 cases participated in the amnesty program during the reporting period and individuals had their balances reduced 50 percent or 80 percent. In addition, 82 driver's licenses were reinstated as a result of the amnesty program. For the nine-month period, \$40,857 was collected by the program with collection costs of \$0.⁴

For the reporting period, the program has a 32 percent Gross Recovery Rate (GRR), which does not exceed the recommended 34 percent benchmark, and is 7 percentage points lower than the prior year. The program's Success Rate (SR) of 27 percent does not exceed the recommended 31 percent benchmark and is 3 percentage points lower than the prior year.

This report contains information jointly reported by the court and county in the Judicial Council's *Collections Reporting Template*, under Penal Code section 1463.010.

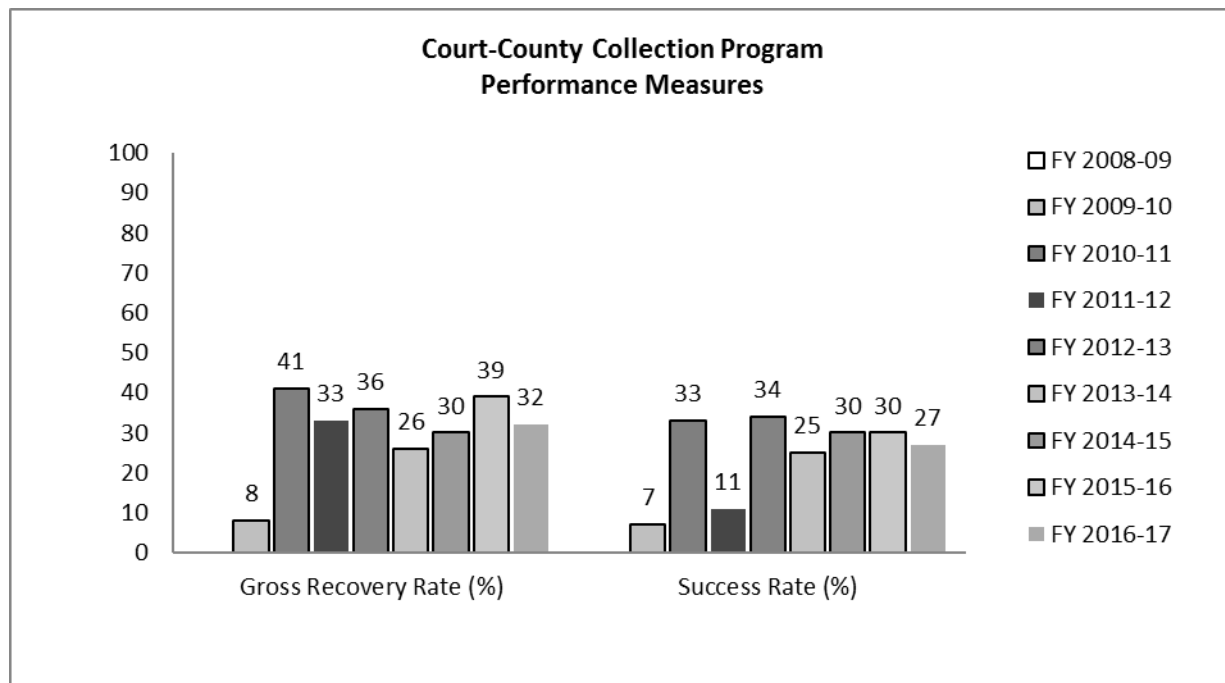
County of Del Norte and Superior Court of Del Norte County Collections Program Summary of Fiscal Year 2016–17 Collections Reporting Template

The program declined the opportunity to comment on the decrease in the Gross Recovery Rate and Success Rate, and did not speculate as to the possible reasons for the decrease in revenues collected from the prior fiscal year.

The table below shows the program’s total delinquent revenue collected and the percentage increase or decrease from year to year for the past nine fiscal years:

2008-09	2009-10	2010-11	2011-12	2012-13	2013-14	2014-15	2015-16	2016-17
\$0	\$571,795	\$502,336	\$1,946	\$463,932	\$424,529	\$460,769	\$372,004	\$347,944
	%	-12.1%	-99.6%	23,740.3%	-8.5%	8.5%	-19.3%	-6.5%

The chart below shows performance measures for the past nine fiscal years:



Note: The 2015–16 and 2016–17 GRR and SR calculations were likely impacted by balance adjustments to cases participating in the amnesty program. Performance rates excluding those adjustments are not provided, as programs were not required by statute to report segregated amnesty adjustments.

This report contains information jointly reported by the court and county in the Judicial Council’s *Collections Reporting Template*, under Penal Code section 1463.010.

County of Del Norte and Superior Court of Del Norte County Collections Program Summary of Fiscal Year 2016–17 Collections Reporting Template

Footnotes:

- ¹ Population data from the State of California, Department of Finance, E-1 State and County Population Estimates, January 1, 2016, and 2017.
- ² Excludes unfunded judgeships authorized under AB 159 (Stats. 2007, ch. 722). Positions are as of June 30, 2017.
- ³ Ending Balance is the value of outstanding delinquent fines, fees, forfeitures, penalties, and assessments, and may include victim restitution and other justice-related reimbursements if the reporting program could not separate those balances.
- ⁴ The full report on the *18-month Statewide Infraction Amnesty Program* is available at www.courts.ca.gov/7466.htm.

This report contains information jointly reported by the court and county in the Judicial Council's *Collections Reporting Template*, under Penal Code section 1463.010.

County of El Dorado and Superior Court of El Dorado County Collections Program Summary of Fiscal Year 2016–17 Collections Reporting Template

County Population¹: 185,062

Authorized Judges/Commissioners²: 8/1.0

Total Revenue Collected: \$2,362,213

Total Amount Discharged: \$0

Gross Recovery Rate: 76%

Success Rate: 63%

Ending Balance³: \$34,730,203

Total Amount Adjusted: \$2,030,417

Program Overview

The collection of delinquent court-ordered debt is a cooperative effort between the Superior Court of El Dorado County and the County of El Dorado. The court and county have a written Memorandum of Understanding (MOU) for their collections program. The program includes the following activities as reported in the *Collections Reporting Template*:

- Contracts with the Franchise Tax Board's Court-Ordered Debt (FTB-COD) and Interagency Intercept Collections (FTB-IIC) programs;
- Contract with a private debt collector;
- A comprehensive collections program that includes 15 of the 16 collection activity components;
- Internet, and credit and debit card payment options; and
- Meets 23 of the 25 recommended collections best practices; the following best practices are currently not being met: 21, and 25 (see Attachment 3).

Performance

Based on the financial data reported, the program collected a total of \$2,362,213 from 49,451 total delinquent cases, with collection costs of \$926,891. The ending balance of \$34,730,203 in delinquent court-ordered debt represents 28,493 delinquent cases, of which 21,480 were established in the reporting period. The program did not discharge delinquent debt from accountability for the reporting period.

These totals include data from the last nine months, July 1, 2016, through April 3, 2017, of the 18-month statewide traffic amnesty program established by Vehicle Code section 42008.8. A total of 282 cases participated in the amnesty program during the reporting period and individuals had their balances reduced 50 percent or 80 percent. In addition, 492 driver's licenses were reinstated as a result of the amnesty program. For the nine-month period, \$46,958 was collected by the program with collection costs of \$27,205.⁴

For the reporting period, the program has a 76 percent Gross Recovery Rate (GRR), which exceeds the recommended 34 percent benchmark, and is 11 percentage points lower than the prior year. The program's Success Rate (SR) of 63 percent exceeds the recommended 31 percent benchmark and is 17 percentage points lower than the prior year.

This report contains information jointly reported by the court and county in the Judicial Council's *Collections Reporting Template*, under Penal Code section 1463.010.

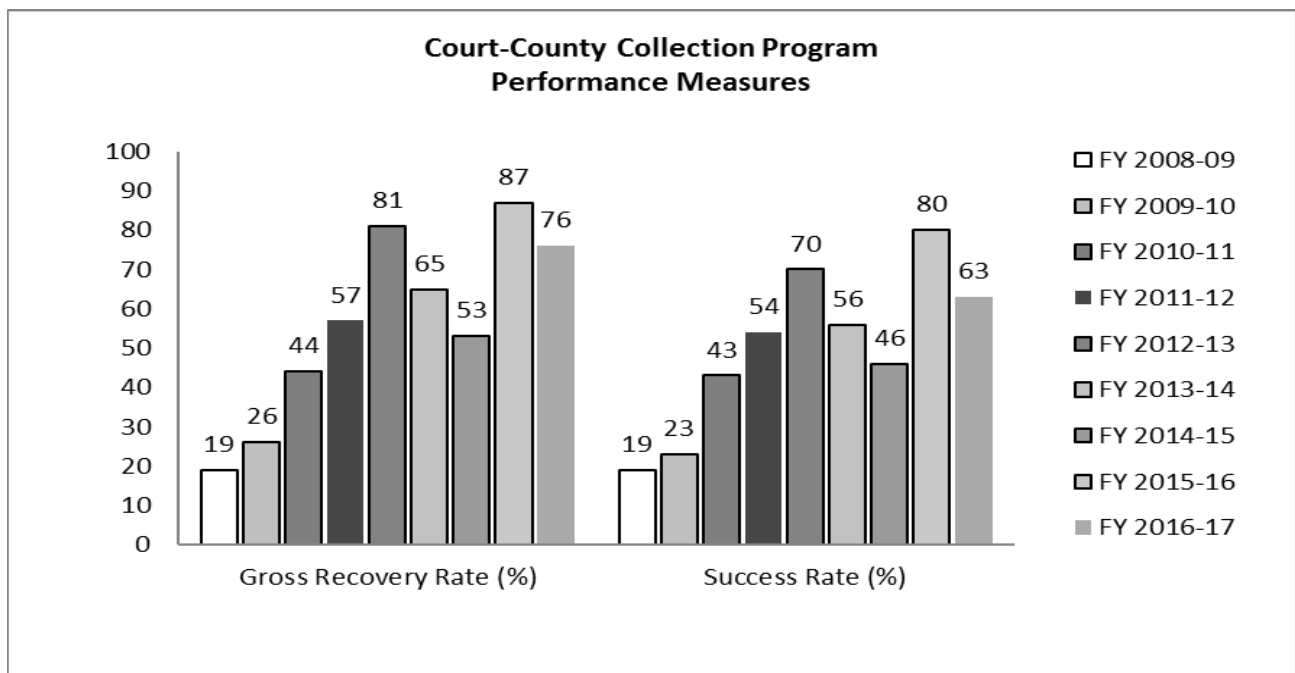
County of El Dorado and Superior Court of El Dorado County Collections Program Summary of Fiscal Year 2016–17 Collections Reporting Template

According to the El Dorado collections program, the decreases in the Gross Recovery Rate and Success Rate are largely attributed to the court formally notifying the county, in December 2016, that it was terminating their delinquent court-ordered debt collections agreement effective July 1, 2017. Although not effective until July 1, the county executed a reduction in staff towards the end of the fiscal year which affected debt collections.

The table below shows the program’s total delinquent revenue collected and the percentage increase or decrease from year to year for the past nine fiscal years:

2008-09	2009-10	2010-11	2011-12	2012-13	2013-14	2014-15	2015-16	2016-17
\$1,563,166	\$2,939,233	\$2,945,599	\$2,813,211	\$2,992,336	\$2,880,604	\$2,827,772	\$2,690,949	\$2,362,213
	88.0%	0.2%	-4.5%	6.4%	-3.7%	-1.8%	-4.8%	-12.2%

The chart below shows performance measures for the past nine fiscal years:



Note: The 2015–16 and 2016–17 GRR and SR calculations were likely impacted by balance adjustments to cases participating in the amnesty program. Performance rates excluding those adjustments are not provided, as programs were not required by statute to report segregated amnesty adjustments.

This report contains information jointly reported by the court and county in the Judicial Council’s *Collections Reporting Template*, under Penal Code section 1463.010.

County of El Dorado and Superior Court of El Dorado County Collections Program Summary of Fiscal Year 2016–17 Collections Reporting Template

Footnotes:

- ¹ Population data from the State of California, Department of Finance, E-1 State and County Population Estimates, January 1, 2016, and 2017.
- ² Excludes unfunded judgeships authorized under AB 159 (Stats. 2007, ch. 722). Positions are as of June 30, 2017.
- ³ Ending Balance is the value of outstanding delinquent fines, fees, forfeitures, penalties, and assessments, and may include victim restitution and other justice-related reimbursements if the reporting program could not separate those balances.
- ⁴ The full report on the *18-month Statewide Infraction Amnesty Program* is available at www.courts.ca.gov/7466.htm.

This report contains information jointly reported by the court and county in the Judicial Council's *Collections Reporting Template*, under Penal Code section 1463.010.

County of Fresno and Superior Court of Fresno County Collections Program Summary of Fiscal Year 2016–17 Collections Reporting Template

County Population¹: 995,975

Authorized Judges/Commissioners²: 43/6.0

Total Revenue Collected: \$18,779,024

Total Amount Discharged: \$0

Gross Recovery Rate: 49%

Success Rate: 47%

Ending Balance³: \$382,961,731

Total Amount Adjusted: \$1,052,296

Program Overview

The collection of delinquent court-ordered debt is a cooperative effort between the Superior Court of Fresno County and the County of Fresno. The court and county have a written Memorandum of Understanding (MOU) for their collections program. The program includes the following activities as reported in the *Collections Reporting Template*:

- Contracts with the Franchise Tax Board’s Court-Ordered Debt (FTB-COD) and Interagency Intercept Collections (FTB-IIC) programs;
- Contracts with two private debt collectors;
- A comprehensive collections program that includes 15 of the 16 collection activity components;
- Internet, and credit and debit card payment options; and
- Meets 23 of the 25 recommended collections best practices; the following best practices are currently not being met: 10, and 18 (see Attachment 3).

Performance

Based on the financial data reported, the program collected a total of \$18,779,024 from 695,694 total delinquent cases, with collection costs of \$2,373,189. The ending balance of \$382,961,731 in delinquent court-ordered debt represents 678,483 delinquent cases, of which 41,713 were established in the reporting period. The program did not discharge delinquent debt from accountability for the reporting period.

These totals include data from the last nine months, July 1, 2016, through April 3, 2017, of the 18-month statewide traffic amnesty program established by Vehicle Code section 42008.8. A total of 3,642 cases participated in the amnesty program during the reporting period and individuals had their balances reduced 50 percent or 80 percent. In addition, 1,755 driver’s licenses were reinstated as a result of the amnesty program. For the nine-month period, \$629,496 was collected by the program with collection costs of \$114,535.⁴

For the reporting period, the program has a 49 percent Gross Recovery Rate (GRR), which exceeds the recommended 34 percent benchmark, and is 92 percentage points lower than the prior year. The program’s Success Rate (SR) of 47 percent exceeds the recommended 31 percent benchmark and is 105 percentage points lower than the prior year.

This report contains information jointly reported by the court and county in the Judicial Council’s *Collections Reporting Template*, under Penal Code section 1463.010.

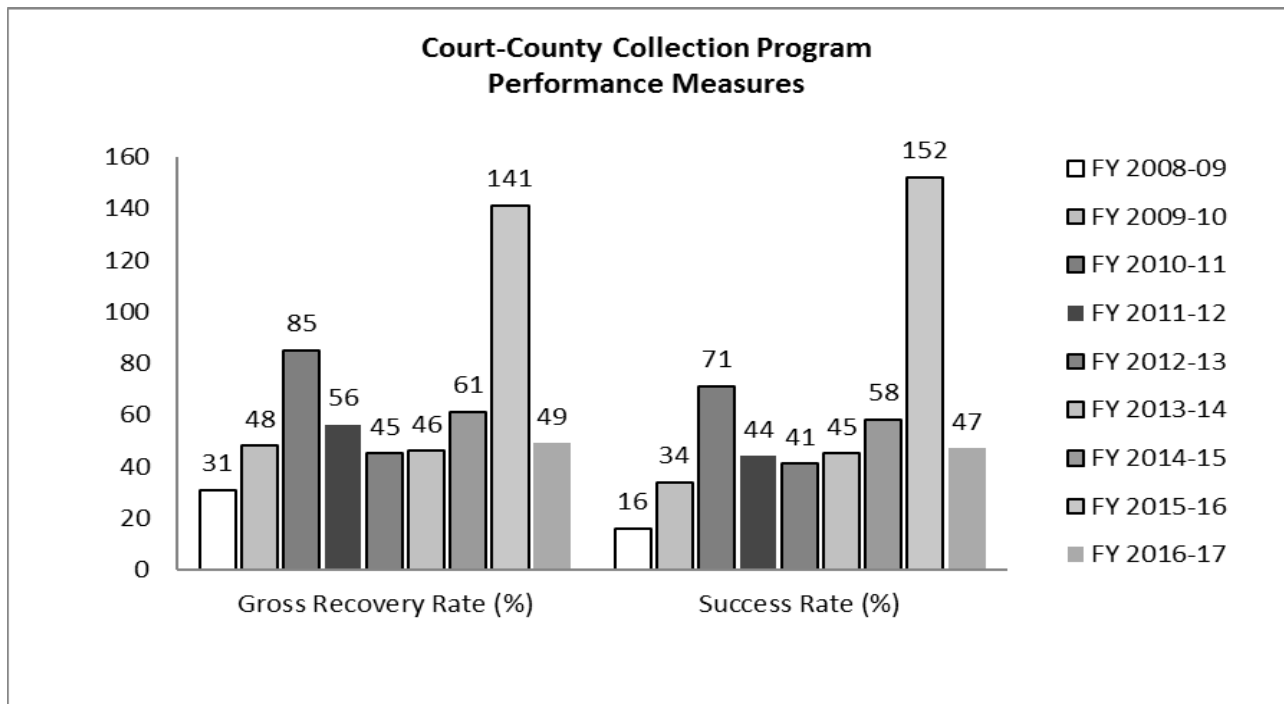
County of Fresno and Superior Court of Fresno County Collections Program Summary of Fiscal Year 2016–17 Collections Reporting Template

According to the Fresno collections program, the decreases in the Gross Recovery Rate and Success Rate are largely attributed to the decline in delinquent court-ordered debt collected and adjustments, offset by the increase in value of cases referred to the private vendor. The collection vendors have continued to make strides in collecting on older prior-year cases, in addition to new referrals. Additionally, cases that were recalled due to the Statewide Traffic Amnesty Program and were determined ineligible are in the process of being transferred back to the private vendors, for collections activity. As stated in last year's report, the program believes that the recall of old cases from the FTB for amnesty purposes, inflated the rates and the true Gross Recovery and Success Rate were 46 and 45 percent, respectively, consistent with this fiscal year's rates of 49 and 47 percent.

The table below shows the program's total delinquent revenue collected and the percentage increase or decrease from year to year for the past nine fiscal years:

2008-09	2009-10	2010-11	2011-12	2012-13	2013-14	2014-15	2015-16	2016-17
\$11,017,810	\$14,531,105	\$15,363,361	\$18,451,826	\$16,637,854	\$17,715,448	\$23,941,709	\$23,869,375	\$18,779,024
	31.9%	5.7%	20.1%	-9.8%	6.5%	35.1%	-0.3%	-21.3%

The chart below shows performance measures for the past nine fiscal years:



This report contains information jointly reported by the court and county in the Judicial Council's *Collections Reporting Template*, under Penal Code section 1463.010.

County of Fresno and Superior Court of Fresno County Collections Program Summary of Fiscal Year 2016–17 Collections Reporting Template

Note: The 2015–2016 and 2016–17 GRR and SR calculations were likely impacted by balance adjustments to cases participating in the amnesty program. Performance rates excluding those adjustments are not provided, as programs were not required by statute to report segregated amnesty adjustments.

Footnotes:

- ¹ Population data from the State of California, Department of Finance, E-1 State and County Population Estimates, January 1, 2016, and 2017.
- ² Excludes unfunded judgeships authorized under AB 159 (Stats. 2007, ch. 722). Positions are as of June 30, 2017.
- ³ Ending Balance is the value of outstanding delinquent fines, fees, forfeitures, penalties, and assessments, and may include victim restitution and other justice-related reimbursements if the reporting program could not separate those balances.
- ⁴ The full report on the *18-month Statewide Infraction Amnesty Program* is available at www.courts.ca.gov/7466.htm.

This report contains information jointly reported by the court and county in the Judicial Council’s *Collections Reporting Template*, under Penal Code section 1463.010.

**County of Glenn and Superior Court of Glenn County Collections Program
Summary of Fiscal Year 2016–17 Collections Reporting Template**

County Population¹: 28,731

Authorized Judges/Commissioners²: 2/0.3

Total Revenue Collected: \$2,484,198

Total Amount Discharged: \$665,108

Gross Recovery Rate: 129%

Success Rate: 141%

Ending Balance³: \$21,657,025

Total Amount Adjusted: \$36,336

Program Overview

The collection of delinquent court-ordered debt is a cooperative effort between the Superior Court of Glenn County and the County of Glenn. The court and county have a written Memorandum of Understanding (MOU) for their collections program. The program includes the following activities as reported in the *Collections Reporting Template*:

- An MOU with the Superior Court of Shasta County to provide collections services as part of an Intrabranh Collections Services Program;
- Contracts with the Franchise Tax Board’s Court-Ordered Debt (FTB-COD) and Interagency Intercept Collections (FTB-IIC) programs;
- Contract with a private debt collector;
- A comprehensive collections program that includes all 16 collection activity components;
- Credit and debit card payment options; and
- Meets all 25 of the recommended collections best practices (see Attachment 3).

Performance

Based on the financial data reported, the program collected a total of \$2,484,198 from 19,656 total delinquent cases, with collection costs of \$751,368. The ending balance of \$21,657,025 in delinquent court-ordered debt represents 17,996 delinquent cases, of which 243 were established in the reporting period. As authorized by Government Code sections 25257 through 25259.95, the program discharged delinquent cases deemed uncollectible, with a total value of \$665,108 for the reporting period.

These totals include data from the last nine months, July 1, 2016, through April 3, 2017, of the 18-month statewide traffic amnesty program established by Vehicle Code section 42008.8. A total of 235 cases participated in the amnesty program during the reporting period and individuals had their balances reduced 50 percent or 80 percent. In addition, 149 individuals’ driver’s licenses were reinstated as a result of the amnesty program. For the nine-month period, \$46,601 was collected by the program with collection costs of \$23,748.⁴

For the reporting period, the program has a 129 percent Gross Recovery Rate (GRR), which exceeds the recommended 34 percent benchmark, and is 53 percentage points higher than the prior year. The program’s Success Rate (SR) of 141 percent exceeds the recommended 31 percent benchmark and is 86 percentage points higher than the prior year.

This report contains information jointly reported by the court and county in the Judicial Council’s *Collections Reporting Template*, under Penal Code section 1463.010.

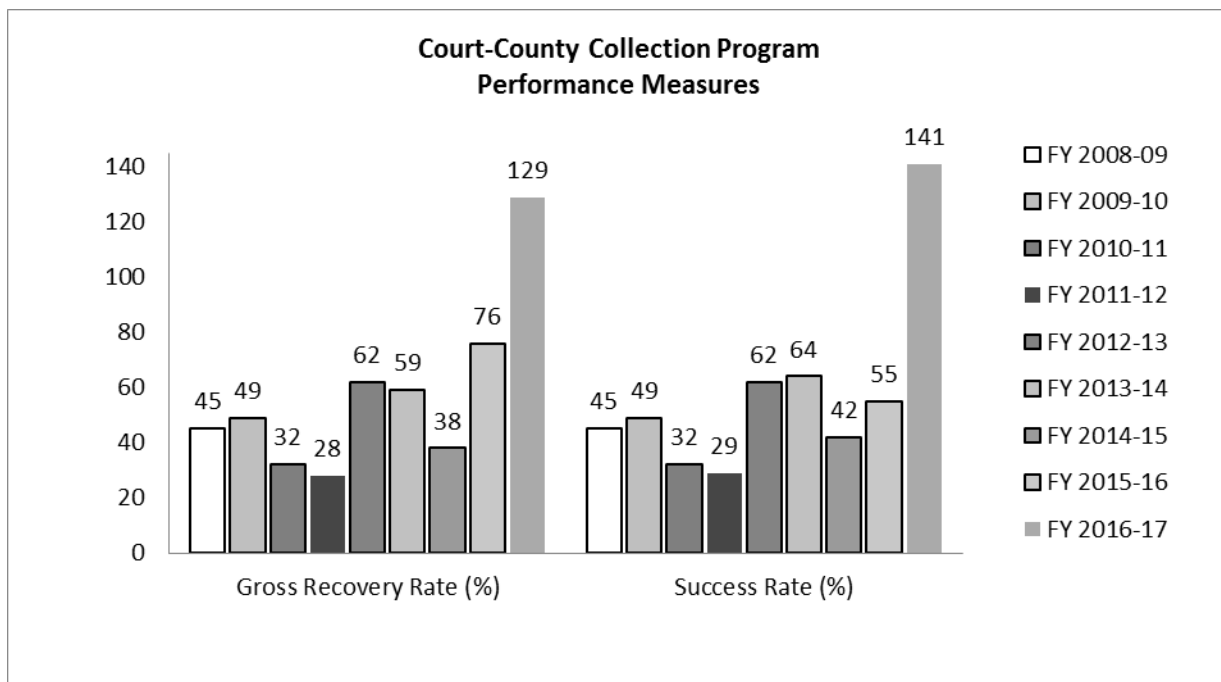
County of Glenn and Superior Court of Glenn County Collections Program Summary of Fiscal Year 2016–17 Collections Reporting Template

According to the Glenn collections program, the increases in the Gross Recovery and Success Rate are largely attributed to the number of cases transferred to the intra-branch program, the eight percent increase in revenue collections and the \$665,108 discharged from accountability. The court continues to perform due diligence in sending monthly statements in a timely manner and improved public access by making PDF forms available on the court website.

The table below shows the program’s total delinquent revenue collected and the percentage increase or decrease from year to year for the past nine fiscal years:

2008-09	2009-10	2010-11	2011-12	2012-13	2013-14	2014-15	2015-16	2016-17
\$834,485	\$849,633	\$896,609	\$1,575,357	\$2,420,072	\$2,197,103	\$2,201,586	\$2,303,178	\$2,484,198
	1.8%	5.5%	75.7%	53.6%	-9.2%	0.2%	4.6%	7.9%

The chart below shows performance measures for the past nine fiscal years:



Note: The 2015–16 and 2016–17 GRR and SR calculations were likely impacted by balance adjustments to cases participating in the amnesty program. Performance rates excluding those adjustments are not provided, as programs were not required by statute to report segregated amnesty adjustments. If you exclude the \$665,108 in uncollectible debt that was discharged from accountability for 2016–17, the Gross Recovery Rate is 102 percent and the Success Rate is 102 percent.

This report contains information jointly reported by the court and county in the Judicial Council’s *Collections Reporting Template*, under Penal Code section 1463.010.

County of Glenn and Superior Court of Glenn County Collections Program Summary of Fiscal Year 2016–17 Collections Reporting Template

Footnotes:

- ¹ Population data from the State of California, Department of Finance, E-1 State and County Population Estimates, January 1, 2016, and 2017.
- ² Excludes unfunded judgeships authorized under AB 159 (Stats. 2007, ch. 722). Positions are as of June 30, 2017.
- ³ Ending Balance is the value of outstanding delinquent fines, fees, forfeitures, penalties, and assessments, and may include victim restitution and other justice-related reimbursements if the reporting program could not separate those balances.
- ⁴ The full report on the *18-month Statewide Infraction Amnesty Program* is available at www.courts.ca.gov/7466.htm.

This report contains information jointly reported by the court and county in the Judicial Council’s *Collections Reporting Template*, under Penal Code section 1463.010.

County of Humboldt and Superior Court of Humboldt County Collections Program Summary of Fiscal Year 2016–17 Collections Reporting Template

County Population¹: 136,953

Authorized Judges/Commissioners²: 7/1.0

Total Revenue Collected: \$2,974,159

Total Amount Discharged: \$3,133,256

Gross Recovery Rate: 66%

Success Rate: 45%

Ending Balance³: \$107,116,354

Total Amount Adjusted: \$972,361

Program Overview

The collection of delinquent court-ordered debt is a cooperative effort between the Superior Court of Humboldt County and the County of Humboldt. The court and county do not have a written Memorandum of Understanding (MOU) for their collections program. The program includes the following activities as reported in the *Collections Reporting Template*:

- Contracts with the Franchise Tax Board's Court-Ordered Debt (FTB-COD) and Interagency Intercept Collections (FTB-IIC) programs;
- Contract with a private debt collector;
- A comprehensive collections program that includes all 16 collection activity components;
- Internet, and credit and debit card payment options; and
- Meets 24 of the 25 recommended collections best practices; the following best practice is currently not being met: 1 (see Attachment 3).

Performance

Based on the financial data reported, the program collected a total of \$2,974,159 from 191,474 total delinquent cases, with collection costs of \$985,211. The ending balance of \$107,116,354 in delinquent court-ordered debt represents 184,114 delinquent cases, of which 15,157 were established in the reporting period. As authorized by Government Code sections 25257 through 25259.95, the program discharged delinquent cases deemed uncollectible, with a total value of \$3,133,256 for the reporting period.

These totals include data from the last nine months, July 1, 2016, through April 3, 2017, of the 18-month statewide traffic amnesty program established by Vehicle Code section 42008.8. A total of 857 cases participated in the amnesty program during the reporting period and individuals had their balances reduced 50 percent or 80 percent. In addition, 442 individuals' driver's licenses were reinstated as a result of the amnesty program. For the nine-month period, \$60,931 was collected by the program with collection costs of \$28,136.⁴

For the reporting period, the program has a 66 percent Gross Recovery Rate (GRR), which exceeds the recommended 34 percent benchmark, and is 22 percentage points lower than the prior year. The program's Success Rate (SR) of 45 percent exceeds the recommended 31 percent benchmark and is 37 percentage points lower than the prior year. If you exclude the \$3,133,256 in uncollectible debt that was discharged from accountability for FY 2016–2017, the Gross Recovery Rate is 37 percent and the Success Rate is 31 percent.

This report contains information jointly reported by the court and county in the Judicial Council's *Collections Reporting Template*, under Penal Code section 1463.010.

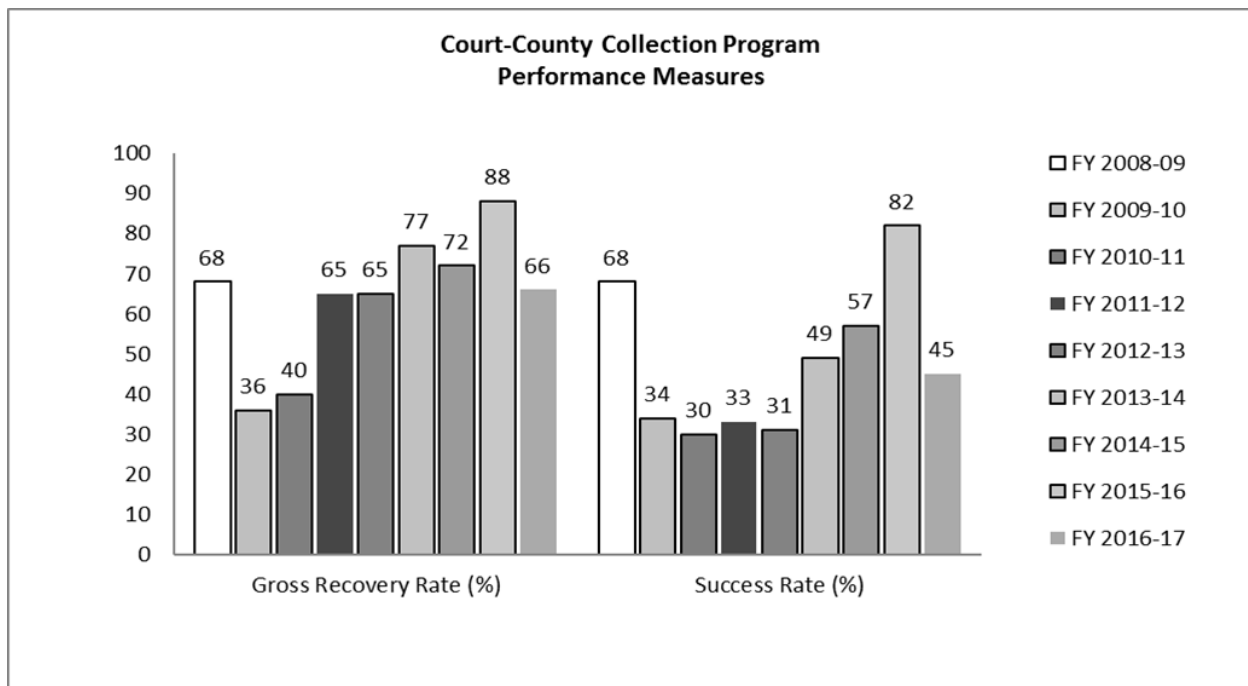
County of Humboldt and Superior Court of Humboldt County Collections Program Summary of Fiscal Year 2016–17 Collections Reporting Template

According to the Humboldt collections program, the decreases in Gross Recovery and Success Rate are largely attributed to the fifty-one percent decrease in gross revenues collected due to the Statewide Traffic Amnesty Program, traffic infraction rulings, and the termination of their collections services contract with a private vendor. The county has implemented additional payment options, and reported receiving a substantial amount of payments by phone, internet, and through their nCourt call center. Additionally, the county has entered into an agreement with another private vendor for collections services.

The table below shows the program’s total delinquent revenue collected and the percentage increase or decrease from year to year for the past nine fiscal years:

2008-09	2009-10	2010-11	2011-12	2012-13	2013-14	2014-15	2015-16	2016-17
\$3,957,587	\$2,787,086	\$3,624,697	\$5,040,730	\$4,444,163	\$5,504,630	\$6,784,979	\$6,136,932	\$2,974,159
	-29.6%	30.1%	39.1%	-11.8%	23.9%	23.3%	-9.6%	-51.5%

The chart below shows performance measures for the past nine fiscal years:



Note: The 2015–16 and 2016–17 GRR and SR calculations were likely impacted by balance adjustments to cases participating in the amnesty program. Performance rates excluding those adjustments are not provided, as programs were not required by statute to report segregated

This report contains information jointly reported by the court and county in the Judicial Council’s *Collections Reporting Template*, under Penal Code section 1463.010.

County of Humboldt and Superior Court of Humboldt County Collections Program Summary of Fiscal Year 2016–17 Collections Reporting Template

amnesty adjustments. If you exclude the \$3,133,256 in uncollectible debt that was discharged from accountability for 2016–17, the Gross Recovery Rate is 37 percent and the Success Rate is 31 percent.

Footnotes:

- ¹ Population data from the State of California, Department of Finance, E-1 State and County Population Estimates, January 1, 2016, and 2017.
- ² Excludes unfunded judgeships authorized under AB 159 (Stats. 2007, ch. 722). Positions are as of June 30, 2017.
- ³ Ending Balance is the value of outstanding delinquent fines, fees, forfeitures, penalties, and assessments, and may include victim restitution and other justice-related reimbursements if the reporting program could not separate those balances.
- ⁴ The full report on the *18-month Statewide Infraction Amnesty Program* is available at www.courts.ca.gov/7466.htm.

This report contains information jointly reported by the court and county in the Judicial Council's *Collections Reporting Template*, under Penal Code section 1463.010.

County of Imperial and Superior Court of Imperial County Collections Program Summary of Fiscal Year 2016–17 Collections Reporting Template

County Population¹: 188,334

Authorized Judges/Commissioners²: 10/0.3

Total Revenue Collected: \$4,108,209

Total Amount Discharged: \$0

Gross Recovery Rate: 83%

Success Rate: 74%

Ending Balance³: \$59,578,996

Total Amount Adjusted: \$3,092,872

Program Overview

The collection of delinquent court-ordered debt is a cooperative effort between the Superior Court of Imperial County and the County of Imperial. The court and county have a written Memorandum of Understanding (MOU) for their collections program. The program includes the following activities as reported in the *Collections Reporting Template*:

- An MOU with the Superior Court of Ventura County to provide collections services as part of an Intrabranch Collections Services Program;
- Contracts with the Franchise Tax Board’s Court-Ordered Debt (FTB-COD) and Interagency Intercept Collections (FTB-IIC) programs;
- Contract with a private debt collector;
- A comprehensive collections program that includes all 16 collection activity components;
- Internet, and credit and debit card payment options; and
- Meets 24 of the 25 recommended collections best practices; the following best practice is currently not being met: 10 (see Attachment 3).

Performance

Based on the financial data reported, the program collected a total of \$4,108,209 from 102,021 total delinquent cases, with collection costs of \$1,059,547. The ending balance of \$59,578,996 in delinquent court-ordered debt represents 77,708 delinquent cases, of which 34,692 were established in the reporting period. The program did not discharge delinquent debt from accountability for the reporting period.

These totals include data from the last nine months, July 1, 2016, through April 3, 2017, of the 18-month statewide traffic amnesty program established by Vehicle Code section 42008.8. A total of 289 cases participated in the amnesty program during the reporting period and individuals had their balances reduced 50 percent or 80 percent. In addition, -1,931 driver’s licenses were reinstated as a result of the amnesty program. For the nine-month period, \$-134,250 was collected by the program with collection costs of \$38,920.⁴

For the reporting period, the program has an 83 percent Gross Recovery Rate (GRR), which exceeds the recommended 34 percent benchmark, and is 2 percentage points higher than the prior year. The program’s Success Rate (SR) of 74 percent exceeds the recommended 31 percent benchmark and is 7 percentage points higher than the prior year.

This report contains information jointly reported by the court and county in the Judicial Council’s *Collections Reporting Template*, under Penal Code section 1463.010.

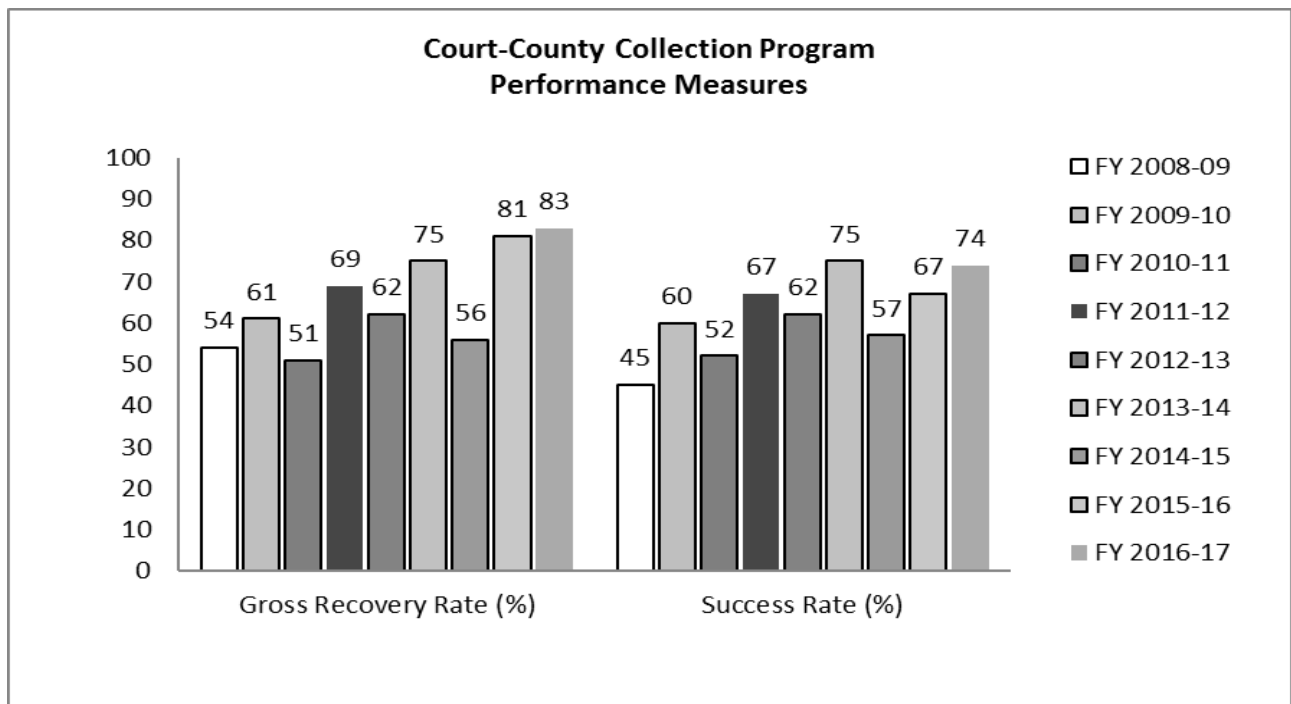
County of Imperial and Superior Court of Imperial County Collections Program Summary of Fiscal Year 2016–17 Collections Reporting Template

According to the Imperial collections program, the increases in the Gross Recovery Rate and Success Rate are largely attributed to a consistent failure to pay process, timely contact with debtors who have past due accounts, and the successful partnerships with the Franchise Tax Board and the private vendor. The decrease in revenue collected on delinquent court-ordered debt is due to the “Driver’s License Reinstatement” portion of the Statewide Traffic Amnesty Program that authorized the release of failure to pay driver’s license holds for a fraction of the cost. Debtors had no incentive to pay their balances in full, hindering the court’s ability to collect, as its policy on releasing these holds upon full payment of the balance could not be enforced.

The table below shows the program’s total delinquent revenue collected and the percentage increase or decrease from year to year for the past nine fiscal years:

2008-09	2009-10	2010-11	2011-12	2012-13	2013-14	2014-15	2015-16	2016-17
\$3,511,503	\$4,107,162	\$4,949,773	\$5,308,711	\$4,827,628	\$4,590,164	\$5,203,739	\$4,628,412	\$4,108,209
	17.0%	20.5%	7.3%	-9.1%	-4.9%	13.4%	-11.1%	-11.2%

The chart below shows performance measures for the past nine fiscal years:



Note: The 2015–16 and 2016–17 GRR and SR calculations were likely impacted by balance adjustments to cases participating in the amnesty program. Performance rates excluding those

This report contains information jointly reported by the court and county in the Judicial Council’s Collections Reporting Template, under Penal Code section 1463.010.

County of Imperial and Superior Court of Imperial County Collections Program Summary of Fiscal Year 2016–17 Collections Reporting Template

adjustments are not provided, as programs were not required by statute to report segregated amnesty adjustments.

Footnotes:

- ¹ Population data from the State of California, Department of Finance, E-1 State and County Population Estimates, January 1, 2016, and 2017.
- ² Excludes unfunded judgeships authorized under AB 159 (Stats. 2007, ch. 722). Positions are as of June 30, 2017.
- ³ Ending Balance is the value of outstanding delinquent fines, fees, forfeitures, penalties, and assessments, and may include victim restitution and other justice-related reimbursements if the reporting program could not separate those balances.
- ⁴ The full report on the *18-month Statewide Infraction Amnesty Program* is available at www.courts.ca.gov/7466.htm.

This report contains information jointly reported by the court and county in the Judicial Council's *Collections Reporting Template*, under Penal Code section 1463.010.

**County of Inyo and Superior Court of Inyo County Collections Program
Summary of Fiscal Year 2016–17 Collections Reporting Template**

County Population¹: 18,619

Authorized Judges/Commissioners²: 2/0.3

Total Revenue Collected: \$586,438

Total Amount Discharged: \$141,425

Gross Recovery Rate: 69%

Success Rate: 63%

Ending Balance³: \$7,354,615

Total Amount Adjusted: \$50,648

Program Overview

The collection of delinquent court-ordered debt is a cooperative effort between the Superior Court of Inyo County and the County of Inyo. The court and county have a written Memorandum of Understanding (MOU) for their collections program. The program includes the following activities as reported in the *Collections Reporting Template*:

- Contracts with the Franchise Tax Board’s Court-Ordered Debt (FTB-COD) and Interagency Intercept Collections (FTB-IIC) programs;
- Contract with a private debt collector;
- A comprehensive collections program that includes 15 of the 16 collection activity components;
- Internet, and credit and debit card payment options; and
- Meets all 25 of the recommended collections best practices (see Attachment 3).

Performance

Based on the financial data reported, the program collected a total of \$586,438 from 19,019 total delinquent cases, with collection costs of \$95,357. The ending balance of \$7,354,615 in delinquent court-ordered debt represents 9,797 delinquent cases, of which 1,859 were established in the reporting period. As authorized by Government Code sections 25257 through 25259.95, the program discharged delinquent cases deemed uncollectible, with a total value of \$141,425 for the reporting period.

These totals include data from the last nine months, July 1, 2016, through April 3, 2017, of the 18-month statewide traffic amnesty program established by Vehicle Code section 42008.8. A total of 32 cases participated in the amnesty program during the reporting period and individuals had their balances reduced 50 percent or 80 percent. In addition, 33 driver’s licenses were reinstated as a result of the amnesty program. For the nine-month period, \$4,879 was collected by the program with collection costs of \$4,239.⁴

For the reporting period, the program has a 69 percent Gross Recovery Rate (GRR), which exceeds the recommended 34 percent benchmark, and is 4 percentage points higher than the prior year. The program’s Success Rate (SR) of 63 percent exceeds the recommended 31 percent benchmark and is 1 percentage points higher than the prior year.

This report contains information jointly reported by the court and county in the Judicial Council’s *Collections Reporting Template*, under Penal Code section 1463.010.

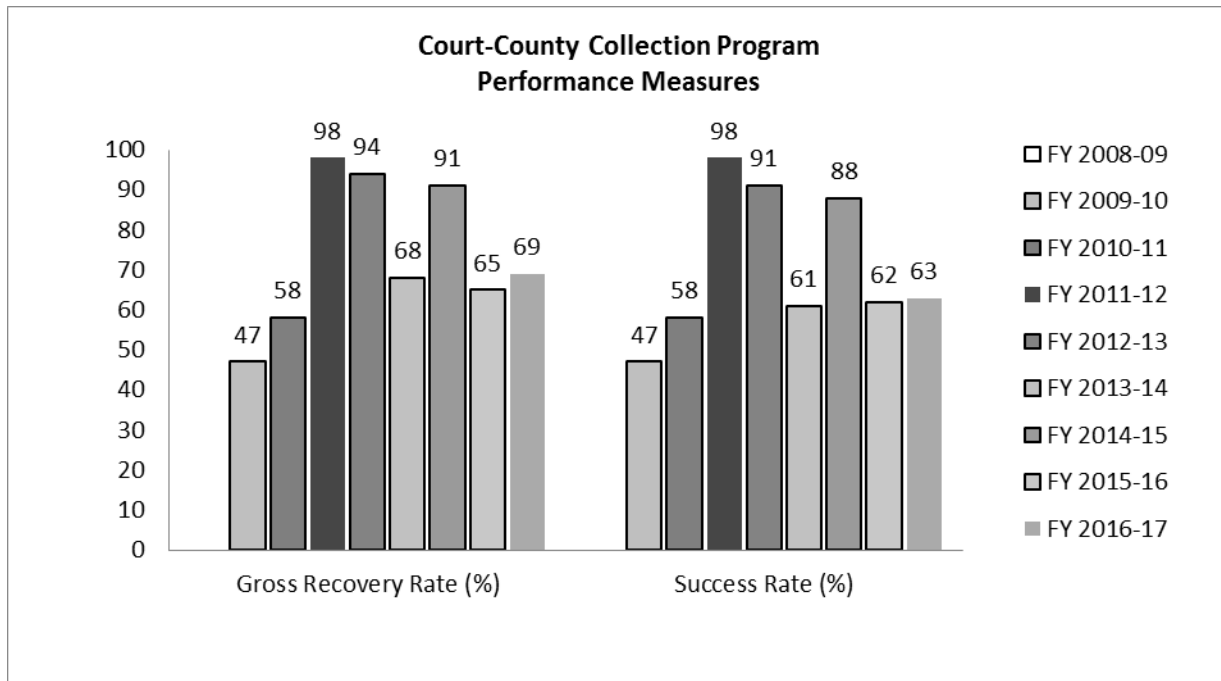
County of Inyo and Superior Court of Inyo County Collections Program Summary of Fiscal Year 2016–17 Collections Reporting Template

According to the Inyo collections program, the increases in the Gross Recovery Rate and Success Rate are largely attributed to new case management system programming of specialized reports and processes to improve reporting capabilities. During fiscal year 2016-17 the program made corrections to improve accuracy and reliability of the data reported.

The table below shows the program’s total delinquent revenue collected and the percentage increase or decrease from year to year for the past nine fiscal years:

2008-09	2009-10	2010-11	2011-12	2012-13	2013-14	2014-15	2015-16	2016-17
\$452,292	\$581,799	\$606,614	\$602,719	\$623,982	\$603,024	\$625,038	\$588,720	\$586,438
	28.6%	4.3%	-0.6%	3.5%	-3.4%	3.7%	-5.8%	-0.4%

The chart below shows performance measures for the past nine fiscal years:



Note: The 2015–16 and 2016–17 GRR and SR calculations were likely impacted by balance adjustments to cases participating in the amnesty program. Performance rates excluding those adjustments are not provided, as programs were not required by statute to report segregated amnesty adjustments. If you exclude the \$141,425 in uncollectible debt that was discharged from accountability for 2016–17, the Gross Recovery Rate is 57 percent and the Success Rate is 54 percent.

This report contains information jointly reported by the court and county in the Judicial Council’s *Collections Reporting Template*, under Penal Code section 1463.010.

County of Inyo and Superior Court of Inyo County Collections Program Summary of Fiscal Year 2016–17 Collections Reporting Template

Footnotes:

- ¹ Population data from the State of California, Department of Finance, E-1 State and County Population Estimates, January 1, 2016, and 2017.
- ² Excludes unfunded judgeships authorized under AB 159 (Stats. 2007, ch. 722). Positions are as of June 30, 2017.
- ³ Ending Balance is the value of outstanding delinquent fines, fees, forfeitures, penalties, and assessments, and may include victim restitution and other justice-related reimbursements if the reporting program could not separate those balances.
- ⁴ The full report on the *18-month Statewide Infraction Amnesty Program* is available at www.courts.ca.gov/7466.htm.

This report contains information jointly reported by the court and county in the Judicial Council’s *Collections Reporting Template*, under Penal Code section 1463.010.

**County of Kern and Superior Court of Kern County Collections Program
Summary of Fiscal Year 2016–17 Collections Reporting Template**

County Population¹: 895,112
Authorized Judges/Commissioners²: 36/7.0
Total Revenue Collected: \$22,702,065
Total Amount Discharged: \$0

Gross Recovery Rate: 62%
Success Rate: 59%
Ending Balance³: \$146,625,367
Total Amount Adjusted: \$3,068,056

Program Overview

The collection of delinquent court-ordered debt is a cooperative effort between the Superior Court of Kern County and the County of Kern. The court and county have a written Memorandum of Understanding (MOU) for their collections program. The program includes the following activities as reported in the *Collections Reporting Template*:

- Contracts with the Franchise Tax Board’s Court-Ordered Debt (FTB-COD) and Interagency Intercept Collections (FTB-IIC) programs;
- A comprehensive collections program that includes all 16 collection activity components;
- Internet, and credit and debit card payment options; and
- Meets 19 of the 25 recommended collections best practices; the following best practices are currently not being met: 2, 10, 12, 14, 23, and 25 (see Attachment 3).

Performance

Based on the financial data reported, the program collected a total of \$22,702,065 from 237,472 total delinquent cases, with collection costs of \$4,047,024. The ending balance of \$146,625,367 in delinquent court-ordered debt represents 199,664 delinquent cases, of which 57,209 were established in the reporting period. The program did not discharge delinquent debt from accountability for the reporting period.

These totals include data from the last nine months, July 1, 2016, through April 3, 2017, of the 18-month statewide traffic amnesty program established by Vehicle Code section 42008.8. A total of 2,601 cases participated in the amnesty program during the reporting period and individuals had their balances reduced 50 percent or 80 percent. In addition, 1,980 individuals’ driver’s licenses were reinstated as a result of the amnesty program. For the nine-month period, \$625,593 was collected by the program with collection costs of \$403,513.⁴

For the reporting period, the program has a 62 percent Gross Recovery Rate (GRR), which exceeds the recommended 34 percent benchmark, and is 10 percentage points lower than the prior year. The program’s Success Rate (SR) of 59 percent exceeds the recommended 31 percent benchmark and is 8 percentage points lower than the prior year.

This report contains information jointly reported by the court and county in the Judicial Council’s *Collections Reporting Template*, under Penal Code section 1463.010.

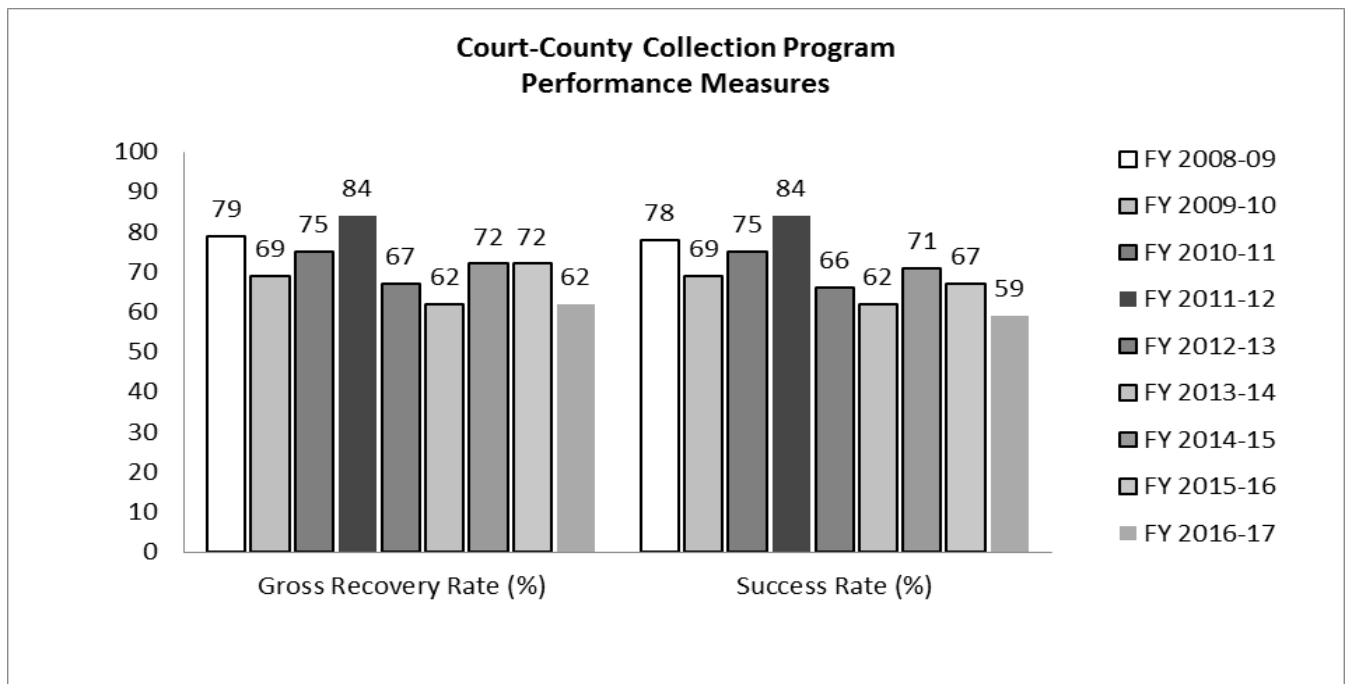
County of Kern and Superior Court of Kern County Collections Program Summary of Fiscal Year 2016–17 Collections Reporting Template

According to the Kern collections program, the decreases in the Gross Recovery Rate and Success Rate are largely attributed to an 11 percent increase in new Accounts Receivable and a 44 percent decrease in adjustments. The surge of adjustments was a result of the Statewide Traffic Amnesty Program, which tapered off as the program came to a close. The adjustments and payment patterns followed more typical patterns this year, after the onset of amnesty in 2015-16.

The table below shows the program’s total delinquent revenue collected and the percentage increase or decrease from year to year for the past nine fiscal years:

2008-09	2009-10	2010-11	2011-12	2012-13	2013-14	2014-15	2015-16	2016-17
\$23,611,491	\$19,981,003	\$22,350,731	\$24,276,354	\$22,479,342	\$22,769,311	\$23,957,293	\$21,359,045	\$22,702,065
	-15.4%	11.9%	8.6%	-7.4%	1.3%	5.2%	-10.8%	6.3%

The chart below shows performance measures for the past nine fiscal years:



Note: The 2015–16 and 2016–17 GRR and SR calculations were likely impacted by balance adjustments to cases participating in the amnesty program. Performance rates excluding those adjustments are not provided, as programs were not required by statute to report segregated amnesty adjustments.

This report contains information jointly reported by the court and county in the Judicial Council’s *Collections Reporting Template*, under Penal Code section 1463.010.

County of Kern and Superior Court of Kern County Collections Program Summary of Fiscal Year 2016–17 Collections Reporting Template

Footnotes:

- ¹ Population data from the State of California, Department of Finance, E-1 State and County Population Estimates, January 1, 2016, and 2017.
- ² Excludes unfunded judgeships authorized under AB 159 (Stats. 2007, ch. 722). Positions are as of June 30, 2017.
- ³ Ending Balance is the value of outstanding delinquent fines, fees, forfeitures, penalties, and assessments, and may include victim restitution and other justice-related reimbursements if the reporting program could not separate those balances.
- ⁴ The full report on the *18-month Statewide Infraction Amnesty Program* is available at www.courts.ca.gov/7466.htm.

This report contains information jointly reported by the court and county in the Judicial Council's *Collections Reporting Template*, under Penal Code section 1463.010.

County of Kings and Superior Court of Kings County Collections Program Summary of Fiscal Year 2016–17 Collections Reporting Template

County Population¹: 149,537

Authorized Judges/Commissioners²: 7/1.6

Total Revenue Collected: \$1,253,220

Total Amount Discharged: \$1,927

Gross Recovery Rate: 13%

Success Rate: 10%

Ending Balance³: \$52,770,739

Total Amount Adjusted: \$502,723

Program Overview

The collection of delinquent court-ordered debt is a cooperative effort between the Superior Court of Kings County and the County of Kings. The court and county do not have a written Memorandum of Understanding (MOU) for their collections program. The program includes the following activities as reported in the *Collections Reporting Template*:

- Contracts with the Franchise Tax Board’s Court-Ordered Debt (FTB-COD) and Interagency Intercept Collections (FTB-IIC) programs;
- Contract with a private debt collector;
- A comprehensive collections program that includes 13 of the 16 collection activity components;
- Internet, and credit and debit card payment options; and
- Meets 22 of the 25 recommended collections best practices; the following best practices are currently not being met: 1, 2, and 19 (see Attachment 3).

Performance

Based on the financial data reported, the program collected a total of \$1,253,220 from 67,499 total delinquent cases, with collection costs of \$185,689. The ending balance of \$52,770,739 in delinquent court-ordered debt represents 65,774 delinquent cases, of which 10,161 were established in the reporting period. As authorized by Government Code sections 25257 through 25259.95, the program discharged delinquent cases deemed uncollectible, with a total value of \$1,927 for the reporting period.

These totals include data from the last nine months, July 1, 2016, through April 3, 2017, of the 18-month statewide traffic amnesty program established by Vehicle Code section 42008.8. A total of 229 cases participated in the amnesty program during the reporting period and individuals had their balances reduced 50 percent or 80 percent. In addition, 76 individuals’ driver’s licenses were reinstated as a result of the amnesty program. For the nine-month period, \$44,363 was collected by the program with collection costs of \$10,766.⁴

For the reporting period, the program has a 13 percent Gross Recovery Rate (GRR), which does not exceed the recommended 34 percent benchmark, and is 112 percentage points lower than the prior year. The program’s Success Rate (SR) of 10 percent does not exceed the recommended 31 percent benchmark and is 123 percentage points lower than the prior year.

This report contains information jointly reported by the court and county in the Judicial Council’s *Collections Reporting Template*, under Penal Code section 1463.010.

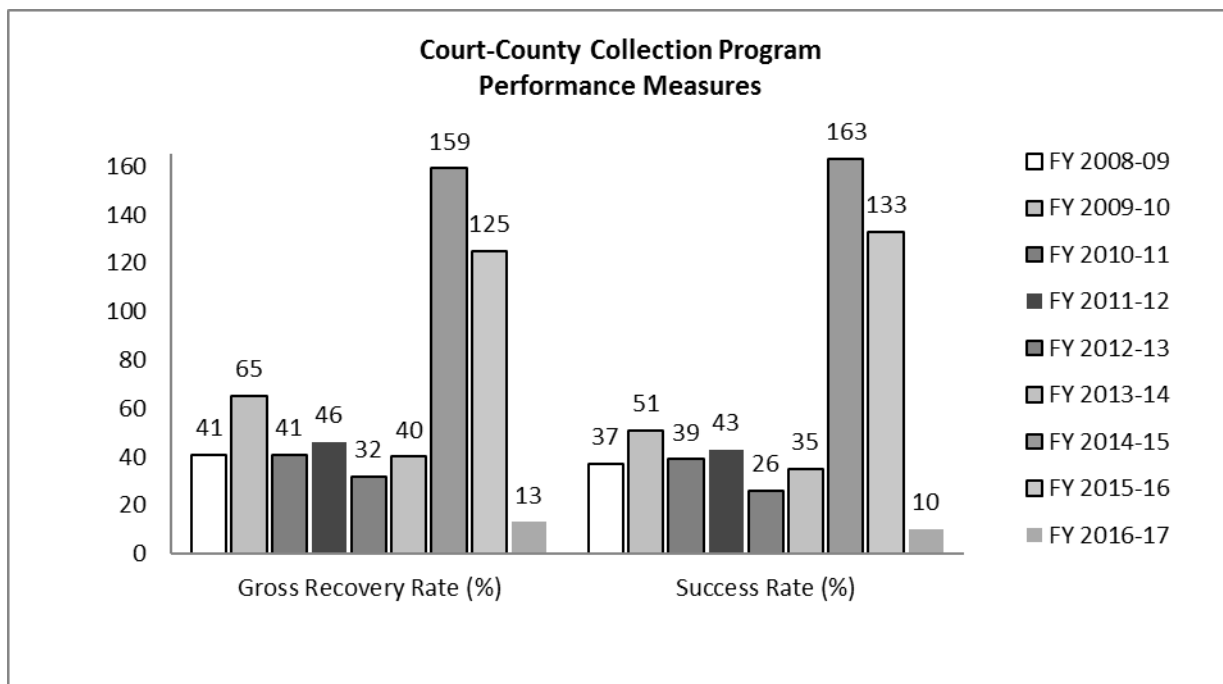
County of Kings and Superior Court of Kings County Collections Program Summary of Fiscal Year 2016–17 Collections Reporting Template

According to the Kings collections program, the decreases in the Gross Recovery Rate and Success Rate are largely attributed to the continuing issues with converting into a new case management system. The system does not allow for data to be extracted to meet reporting requirements. Additionally, from November 2016 to June 2017, the program was not able to transfer any delinquent accounts to the collection agency.

The table below shows the program’s total delinquent revenue collected and the percentage increase or decrease from year to year for the past nine fiscal years:

2008-09	2009-10	2010-11	2011-12	2012-13	2013-14	2014-15	2015-16	2016-17
\$1,721,948	\$2,127,286	\$2,254,528	\$2,235,323	\$3,257,315	\$3,884,185	\$2,228,906	\$1,285,927	\$1,253,220
	23.5%	6.0%	-0.9%	45.7%	19.2%	-42.6%	-42.3%	-2.5%

The chart below shows performance measures for the past nine fiscal years:



Note: The 2015–16 and 2016–17 GRR and SR calculations were likely impacted by balance adjustments to cases participating in the amnesty program. Performance rates excluding those adjustments are not provided, as programs were not required by statute to report segregated amnesty adjustments. If you exclude the \$1,927 in uncollectible debt that was discharged from accountability for 2016–17, the Gross Recovery Rate is 13 percent and the Success Rate is 10 percent.

This report contains information jointly reported by the court and county in the Judicial Council’s *Collections Reporting Template*, under Penal Code section 1463.010.

County of Kings and Superior Court of Kings County Collections Program Summary of Fiscal Year 2016–17 Collections Reporting Template

Footnotes:

- ¹ Population data from the State of California, Department of Finance, E-1 State and County Population Estimates, January 1, 2016, and 2017.
- ² Excludes unfunded judgeships authorized under AB 159 (Stats. 2007, ch. 722). Positions are as of June 30, 2017.
- ³ Ending Balance is the value of outstanding delinquent fines, fees, forfeitures, penalties, and assessments, and may include victim restitution and other justice-related reimbursements if the reporting program could not separate those balances.
- ⁴ The full report on the *18-month Statewide Infraction Amnesty Program* is available at www.courts.ca.gov/7466.htm.

This report contains information jointly reported by the court and county in the Judicial Council’s *Collections Reporting Template*, under Penal Code section 1463.010.

**County of Lake and Superior Court of Lake County Collections Program
Summary of Fiscal Year 2016–17 Collections Reporting Template**

County Population¹: 64,945

Authorized Judges/Commissioners²: 4/0.7

Total Revenue Collected: \$1,615,098

Total Amount Discharged: \$0

Gross Recovery Rate: 45%

Success Rate: 37%

Ending Balance³: \$41,087,550

Total Amount Adjusted: \$628,870

Program Overview

The collection of delinquent court-ordered debt is a cooperative effort between the Superior Court of Lake County and the County of Lake. The court and county have a written Memorandum of Understanding (MOU) for their collections program. The program includes the following activities as reported in the *Collections Reporting Template*:

- Contracts with the Franchise Tax Board’s Court-Ordered Debt (FTB-COD) and Interagency Intercept Collections (FTB-IIC) programs;
- Contract with a private debt collector;
- A comprehensive collections program that includes 15 of the 16 collection activity components;
- Internet, and credit and debit card payment options; and
- Meets 24 of the 25 recommended collections best practices; the following best practice is currently not being met: 10 (see Attachment 3).

Performance

Based on the financial data reported, the program collected a total of \$1,615,098 from 46,138 total delinquent cases, with collection costs of \$176,699. The ending balance of \$41,087,550 in delinquent court-ordered debt represents 43,807 delinquent cases, of which 4,756 were established in the reporting period. The program did not discharge delinquent debt from accountability for the reporting period.

These totals include data from the last nine months, July 1, 2016, through April 3, 2017, of the 18-month statewide traffic amnesty program established by Vehicle Code section 42008.8. A total of 186 cases participated in the amnesty program during the reporting period and individuals had their balances reduced 50 percent or 80 percent. In addition, 537 driver’s licenses were reinstated as a result of the amnesty program. For the nine-month period, \$177,647 was collected by the program with collection costs of \$56,046.⁴

For the reporting period, the program has a 45 percent Gross Recovery Rate (GRR), which exceeds the recommended 34 percent benchmark, and is 2 percentage points higher than the prior year. The program’s Success Rate (SR) of 37 percent exceeds the recommended 31 percent benchmark and is 2 percentage points lower than the prior year.

This report contains information jointly reported by the court and county in the Judicial Council’s *Collections Reporting Template*, under Penal Code section 1463.010.

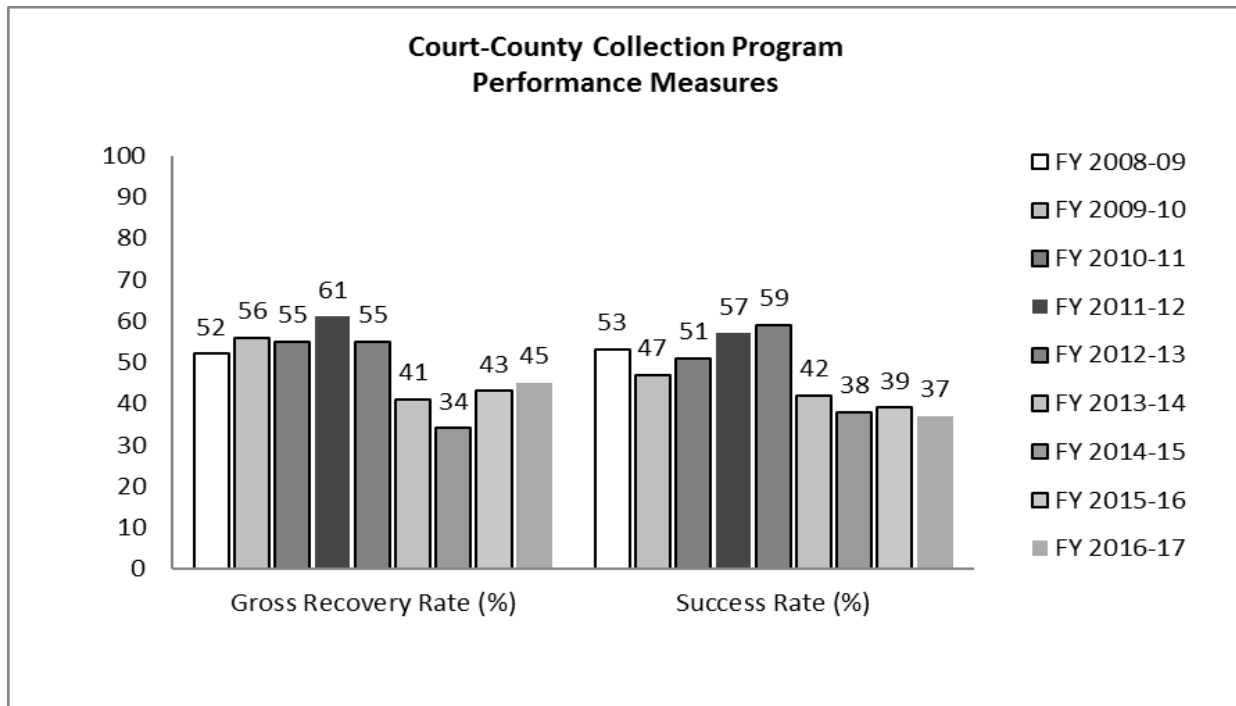
County of Lake and Superior Court of Lake County Collections Program Summary of Fiscal Year 2016–17 Collections Reporting Template

According to the Lake collections program, the increase in the Gross Recovery Rate and decrease in the Success Rate are attributed to the growth in value of cases established or referred and increases to adjustments and revenue resulting from the Statewide Traffic Amnesty program.

The table below shows the program’s total delinquent revenue collected and the percentage increase or decrease from year to year for the past nine fiscal years:

2008-09	2009-10	2010-11	2011-12	2012-13	2013-14	2014-15	2015-16	2016-17
\$1,936,969	\$1,715,961	\$1,633,092	\$1,788,801	\$1,646,392	\$1,422,301	\$1,364,743	\$1,363,284	\$1,615,098
	-11.4%	-4.8%	9.5%	-8.0%	-13.6%	-4.0%	-0.1%	18.5%

The chart below shows performance measures for the past nine fiscal years:



Note: The 2015–16 and 2016–17 GRR and SR calculations were likely impacted by balance adjustments to cases participating in the amnesty program. Performance rates excluding those adjustments are not provided, as programs were not required by statute to report segregated amnesty adjustments.

This report contains information jointly reported by the court and county in the Judicial Council’s *Collections Reporting Template*, under Penal Code section 1463.010.

County of Lake and Superior Court of Lake County Collections Program Summary of Fiscal Year 2016–17 Collections Reporting Template

Footnotes:

¹ Population data from the State of California, Department of Finance, E-1 State and County Population Estimates, January 1, 2016, and 2017.

² Excludes unfunded judgeships authorized under AB 159 (Stats. 2007, ch. 722). Positions are as of June 30, 2017.

³ Ending Balance is the value of outstanding delinquent fines, fees, forfeitures, penalties, and assessments, and may include victim restitution and other justice related reimbursements if the reporting program could not separate those balances.

⁴ The full report on the *18-month Statewide Infraction Amnesty Program* is available at www.courts.ca.gov/7466.htm.

This report contains information jointly reported by the court and county in the Judicial Council's *Collections Reporting Template*, under Penal Code section 1463.010.

County of Lassen and Superior Court of Lassen County Collections Program Summary of Fiscal Year 2016–17 Collections Reporting Template

County Population¹: 30,918

Authorized Judges/Commissioners²: 2/0.3

Total Revenue Collected: \$871,424

Total Amount Discharged: \$0

Gross Recovery Rate: 13%

Success Rate: 10%

Ending Balance³: \$36,990,708

Total Amount Adjusted: \$317,944

Program Overview

The collection of delinquent court-ordered debt is a cooperative effort between the Superior Court of Lassen County and the County of Lassen. The court and county have a written Memorandum of Understanding (MOU) for their collections program. The program includes the following activities as reported in the *Collections Reporting Template*:

- An MOU with the Superior Court of Shasta County to provide collections services as part of an Intrabranched Collections Services Program;
- Contracts with the Franchise Tax Board's Court-Ordered Debt (FTB-COD) and Interagency Intercept Collections (FTB-IIC) programs;
- Contract with a private debt collector;
- A comprehensive collections program that includes all 16 collection activity components;
- Internet, and credit and debit card payment options; and
- Meets 24 of the 25 recommended collections best practices; the following best practice is currently not being met: 16 (see Attachment 3).

Performance

Based on the financial data reported, the program collected a total of \$871,424 from 31,142 total delinquent cases, with collection costs of \$292,082. The ending balance of \$36,990,708 in delinquent court-ordered debt represents 27,997 delinquent cases, of which 6,009 were established in the reporting period. The program did not discharge delinquent debt from accountability for the reporting period.

These totals include data from the last nine months, July 1, 2016, through April 3, 2017, of the 18-month statewide traffic amnesty program established by Vehicle Code section 42008.8. A total of 202 cases participated in the amnesty program during the reporting period and individuals had their balances reduced 50 percent or 80 percent. In addition, 71 driver's licenses were reinstated as a result of the amnesty program. For the nine-month period, \$20,382 was collected by the program with collection costs of \$16,891.⁴

For the reporting period, the program has a 13 percent Gross Recovery Rate (GRR), which does not exceed the recommended 34 percent benchmark, and is 43 percentage points lower than the prior year. The program's Success Rate (SR) of 10 percent does not exceed the recommended 31 percent benchmark and is 36 percentage points lower than the prior year.

This report contains information jointly reported by the court and county in the Judicial Council's *Collections Reporting Template*, under Penal Code section 1463.010.

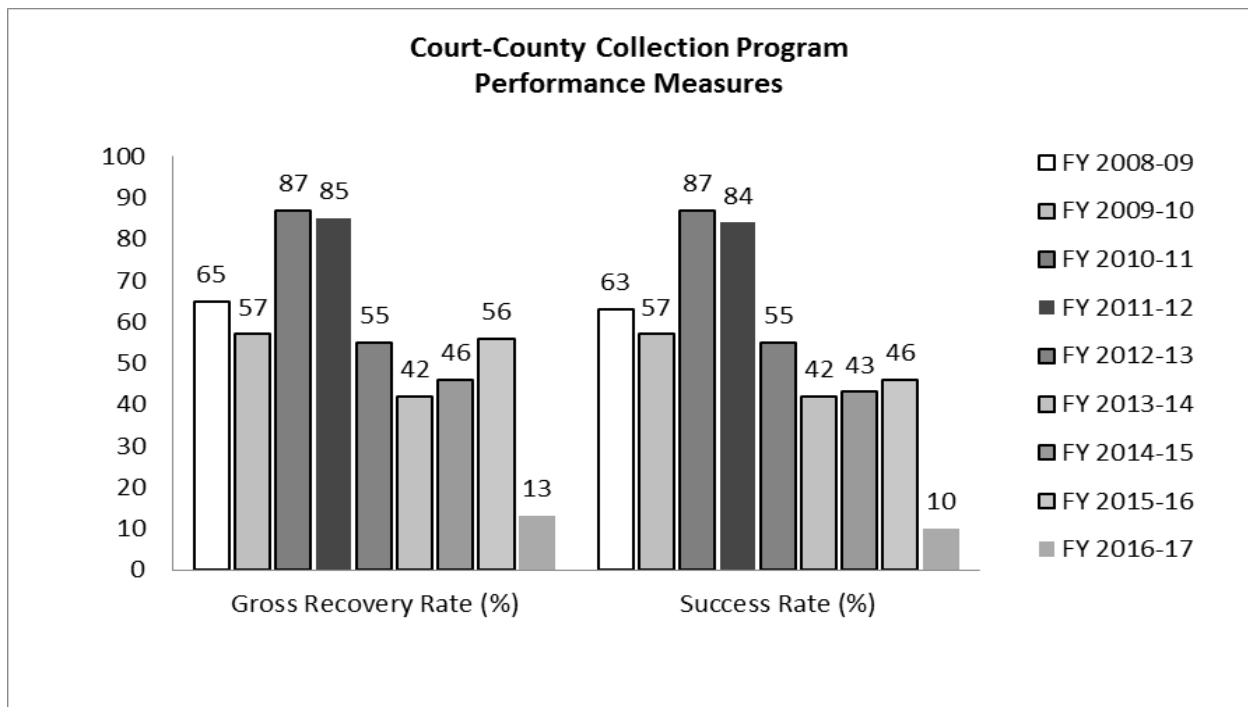
County of Lassen and Superior Court of Lassen County Collections Program Summary of Fiscal Year 2016–17 Collections Reporting Template

According to the Lassen collections program, the decreases in the Gross Recovery Rate and Success Rate are largely attributed to the growth in value of new cases established or referred and increased court-ordered debt collected, as compared to the prior year. Additionally, the amounts collected by the FTB Interagency Intercept Collections program are reported differently, which results in an out of balance in program ending balances, but provides a more accurate snapshot of revenues collected.

The table below shows the program’s total delinquent revenue collected and the percentage increase or decrease from year to year for the past nine fiscal years:

2008-09	2009-10	2010-11	2011-12	2012-13	2013-14	2014-15	2015-16	2016-17
\$869,788	\$714,093	\$721,673	\$969,015	\$679,191	\$952,078	\$824,525	\$674,459	\$871,424
	-17.9%	1.1%	34.3%	-29.9%	40.2%	-13.4%	-18.2%	29.2%

The chart below shows performance measures for the past nine fiscal years:



Note: The 2015–16 and 2016–17 GRR and SR calculations were likely impacted by balance adjustments to cases participating in the amnesty program. Performance rates excluding those adjustments are not provided, as programs were not required by statute to report segregated amnesty adjustments.

This report contains information jointly reported by the court and county in the Judicial Council’s *Collections Reporting Template*, under Penal Code section 1463.010.

County of Lassen and Superior Court of Lassen County Collections Program Summary of Fiscal Year 2016–17 Collections Reporting Template

Footnotes:

¹ Population data from the State of California, Department of Finance, E-1 State and County Population Estimates, January 1, 2016, and 2017.

² Excludes unfunded judgeships authorized under AB 159 (Stats. 2007, ch. 722). Positions are as of June 30, 2017.

³ Ending Balance is the value of outstanding delinquent fines, fees, forfeitures, penalties, and assessments, and may include victim restitution and other justice related reimbursements if the reporting program could not separate those balances.

⁴ The full report on the *18-month Statewide Infraction Amnesty Program* is available at www.courts.ca.gov/7466.htm.

This report contains information jointly reported by the court and county in the Judicial Council’s *Collections Reporting Template*, under Penal Code section 1463.010.

**County of Los Angeles and Superior Court of Los Angeles County Collections Program
Summary of Fiscal Year 2016–17 Collections Reporting Template**

County Population¹: 10,241,278

Gross Recovery Rate: 53%

Authorized Judges/Commissioners²: 494/86

Success Rate: 34%

Total Revenue Collected: \$78,601,237

Ending Balance³: \$3,271,497,315

Total Amount Discharged: \$24,220,911

Total Amount Adjusted: \$68,058,948

Program Overview

The collection of delinquent court-ordered debt is a cooperative effort between the Superior Court of Los Angeles County and the County of Los Angeles. The court and county have a written Memorandum of Understanding (MOU) for their collections program. The program includes the following activities as reported in the *Collections Reporting Template*:

- Contracts with the Franchise Tax Board’s Court-Ordered Debt (FTB-COD) and Interagency Intercept Collections (FTB-IIC) programs;
- Contract with a private debt collector;
- A comprehensive collections program that includes 15 of the 16 collection activity components;
- Internet, and credit and debit card payment options; and
- Meets 23 of the 25 recommended collections best practices; the following best practices are currently not being met: 2, and 21 (see Attachment 3).

Performance

Based on the financial data reported, the program collected a total of \$78,601,237 from 3,185,431 total delinquent cases, with collection costs of \$16,779,116. The ending balance of \$3,271,497,315 in delinquent court-ordered debt represents 2,948,423 delinquent cases, of which 284,283 were established in the reporting period. As authorized by Government Code sections 25257 through 25259.95, the program discharged delinquent cases deemed uncollectible, with a total value of \$24,220,911 for the reporting period.

These totals include data from the last nine months, July 1, 2016, through April 3, 2017, of the 18-month statewide traffic amnesty program established by Vehicle Code section 42008.8. A total of 20,428 cases participated in the amnesty program during the reporting period and individuals had their balances reduced 50 percent or 80 percent. In addition, 30,523 driver’s licenses were reinstated as a result of the amnesty program. For the nine-month period, \$9,793,546 was collected by the program with collection costs of \$1,480,173.⁴

For the reporting period, the program has a 53 percent Gross Recovery Rate (GRR), which exceeds the recommended 34 percent benchmark, and is 7 percentage points higher than the prior year. The program’s Success Rate (SR) of 34 percent exceeds the recommended 31 percent benchmark and is 8 percentage points higher than the prior year.

This report contains information jointly reported by the court and county in the Judicial Council’s *Collections Reporting Template*, under Penal Code section 1463.010.

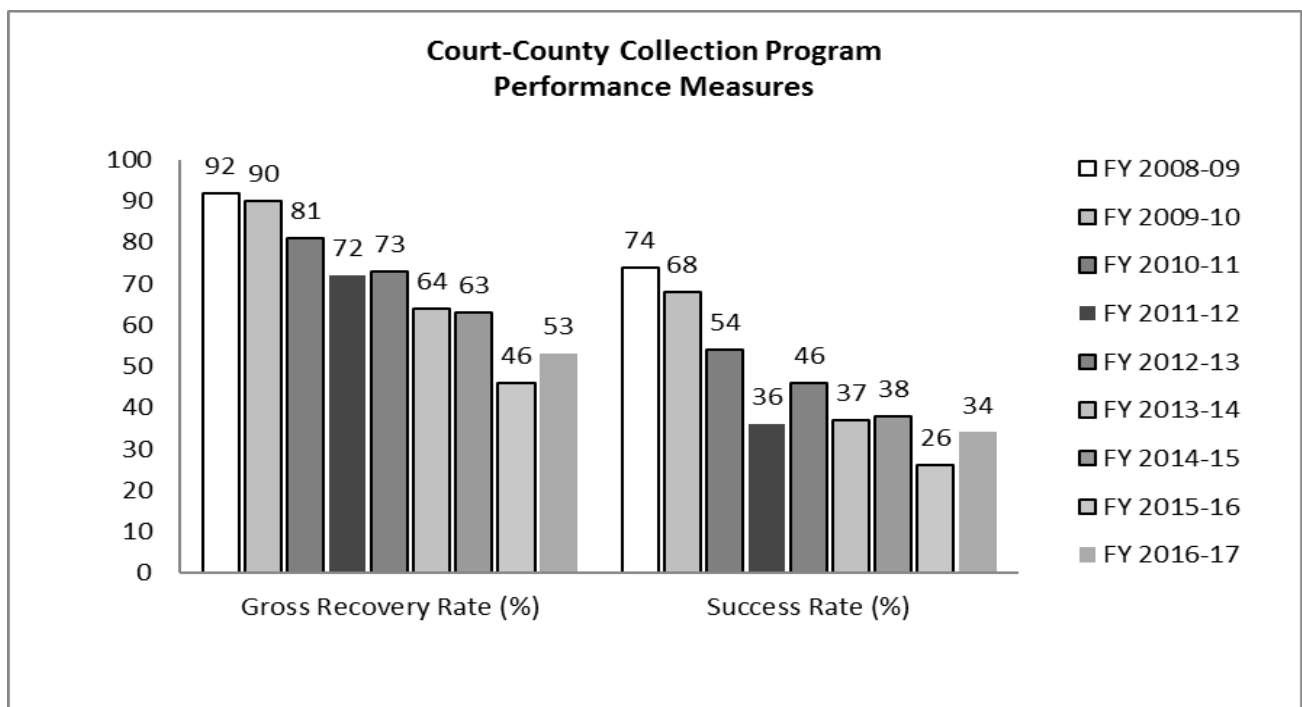
County of Los Angeles and Superior Court of Los Angeles County Collections Program Summary of Fiscal Year 2016–17 Collections Reporting Template

According to the Los Angeles collections program, the increases in the Gross Recovery Rate and Success Rate are primarily attributed to a decrease in the value of cases established or referred and the decline in delinquent court-ordered debt collected and adjustments, offset by the amount of debt discharged from accountability during the reporting period.

The table below shows the program’s total delinquent revenue collected and the percentage increase or decrease from year to year for the past nine fiscal years:

2008-09	2009-10	2010-11	2011-12	2012-13	2013-14	2014-15	2015-16	2016-17
\$116,290,595	\$108,135,171	\$111,653,529	\$104,515,646	\$113,310,005	\$110,802,306	\$117,962,800	\$99,444,196	\$78,601,237
	-7.0%	3.3%	-6.4%	8.4%	-2.2%	6.5%	-15.7%	-21.0%

The chart below shows performance measures for the past nine fiscal years:



Note: The 2015–16 and 2016–17 GRR and SR calculations were likely impacted by balance adjustments to cases participating in the amnesty program. Performance rates excluding those adjustments are not provided, as programs were not required by statute to report segregated amnesty adjustments. If you exclude the \$24,220,911 in uncollectible debt that was discharged

This report contains information jointly reported by the court and county in the Judicial Council’s *Collections Reporting Template*, under Penal Code section 1463.010.

**County of Los Angeles and Superior Court of Los Angeles County Collections Program
Summary of Fiscal Year 2016–17 Collections Reporting Template**

from accountability for 2016–17, the Gross Recovery Rate is 45 percent and the Success Rate is 31 percent.

Footnotes:

¹ Population data from the State of California, Department of Finance, E-1 State and County Population Estimates, January 1, 2016, and 2017.

² Excludes unfunded judgeships authorized under AB 159 (Stats. 2007, ch. 722). Positions are as of June 30, 2017.

³ Ending Balance is the value of outstanding delinquent fines, fees, forfeitures, penalties, and assessments, and may include victim restitution and other justice related reimbursements if the reporting program could not separate those balances.

⁴ The full report on the *18-month Statewide Infraction Amnesty Program* is available at www.courts.ca.gov/7466.htm.

This report contains information jointly reported by the court and county in the Judicial Council's *Collections Reporting Template*, under Penal Code section 1463.010.

County of Madera and Superior Court of Madera County Collections Program Summary of Fiscal Year 2016–17 Collections Reporting Template

County Population¹: 156,492

Authorized Judges/Commissioners²: 9/0.6

Total Revenue Collected: \$1,847,046

Total Amount Discharged: \$0

Gross Recovery Rate: 22%

Success Rate: 19%

Ending Balance³: \$91,063,572

Total Amount Adjusted: \$389,855

Program Overview

The collection of delinquent court-ordered debt is a cooperative effort between the Superior Court of Madera County and the County of Madera. The court and county have a written Memorandum of Understanding (MOU) for their collections program. The program includes the following activities as reported in the *Collections Reporting Template*:

- Contracts with the Franchise Tax Board’s Court-Ordered Debt (FTB-COD) and Interagency Intercept Collections (FTB-IIC) programs;
- Contract with a private debt collector;
- A comprehensive collections program that includes 15 of the 16 collection activity components;
- Internet, and credit and debit card payment options; and
- Meets all 25 of the recommended collections best practices (see Attachment 3).

Performance

Based on the financial data reported, the program collected a total of \$1,847,046 from 152,626 total delinquent cases, with collection costs of \$91,429. The ending balance of \$91,063,572 in delinquent court-ordered debt represents 152,129 delinquent cases, of which 9,209 were established in the reporting period. The program did not discharge delinquent debt from accountability for the reporting period.

These totals include data from the last nine months, July 1, 2016, through April 3, 2017, of the 18-month statewide traffic amnesty program established by Vehicle Code section 42008.8. A total of 94 cases participated in the amnesty program during the reporting period and individuals had their balances reduced 50 percent or 80 percent. In addition, 105 individuals’ driver’s licenses were reinstated as a result of the amnesty program. For the nine-month period, \$6,723 was collected by the program with collection costs of \$5,434.⁴

For the reporting period, the program has a 22 percent Gross Recovery Rate (GRR), which does not exceed the recommended 34 percent benchmark, and is 59 percentage points lower than the prior year. The program’s Success Rate (SR) of 19 percent does not exceed the recommended 31 percent benchmark and is 32 percentage points lower than the prior year.

This report contains information jointly reported by the court and county in the Judicial Council’s *Collections Reporting Template*, under Penal Code section 1463.010.

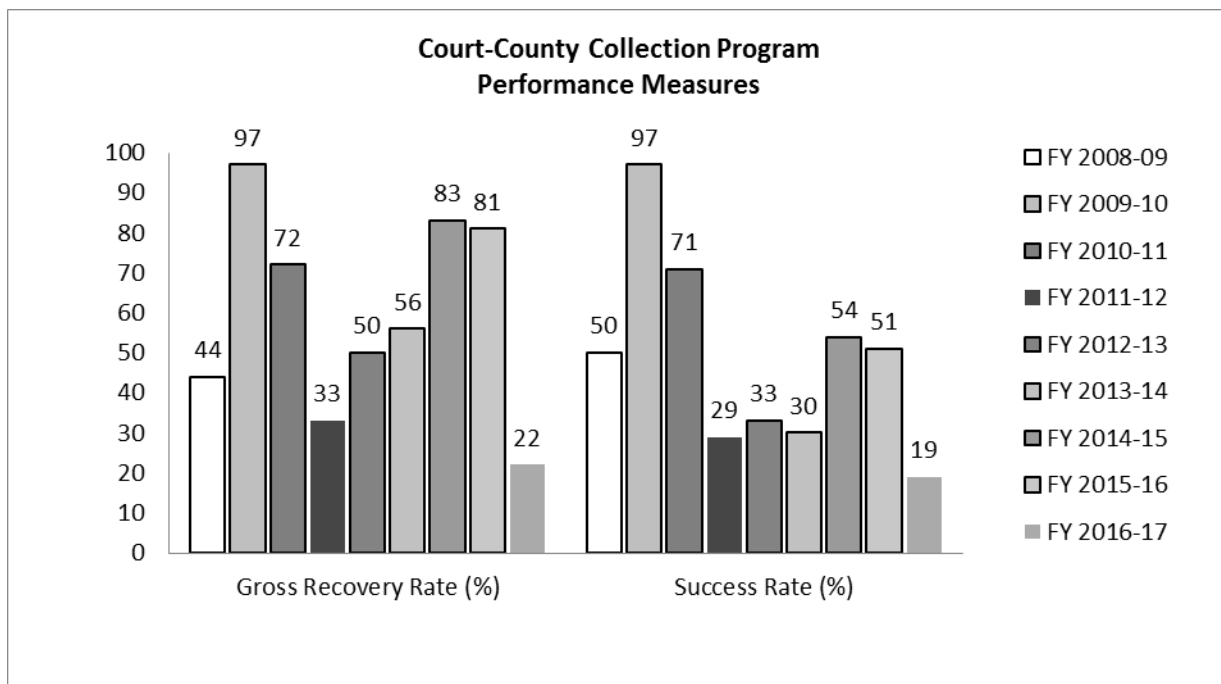
County of Madera and Superior Court of Madera County Collections Program Summary of Fiscal Year 2016–17 Collections Reporting Template

According to the Madera collections program, the decreases in the Gross Recovery Rate and the Success Rate are largely attributed to the Probation Revenue Division upgrading its system. The absence of a staff member for a couple months reduced the number of accounts entered into the system. Since the systems’ upgrade, referrals to the FTB-COD program have been more accurate and the FTB-IIC program continues to remain a factor in resolving cases.

The table below shows the program’s total delinquent revenue collected and the percentage increase or decrease from year to year for the past nine fiscal years:

2008-09	2009-10	2010-11	2011-12	2012-13	2013-14	2014-15	2015-16	2016-17
\$3,221,543	\$3,437,468	\$2,856,159	\$1,646,580	\$2,574,248	\$2,661,512	\$1,773,552	\$1,801,080	\$1,847,046
	6.7%	-16.9%	-42.3%	56.3%	3.4%	-33.4%	1.6%	2.6%

The chart below shows performance measures for the past nine fiscal years:



Note: The 2015–16 and 2016–17 GRR and SR calculations were likely impacted by balance adjustments to cases participating in the amnesty program. Performance rates excluding those adjustments are not provided, as programs were not required by statute to report segregated amnesty adjustments.

This report contains information jointly reported by the court and county in the Judicial Council’s Collections Reporting Template, under Penal Code section 1463.010.

County of Madera and Superior Court of Madera County Collections Program Summary of Fiscal Year 2016–17 Collections Reporting Template

Footnotes:

¹ Population data from the State of California, Department of Finance, E-1 State and County Population Estimates, January 1, 2016, and 2017.

² Excludes unfunded judgeships authorized under AB 159 (Stats. 2007, ch. 722). Positions are as of June 30, 2017.

³ Ending Balance is the value of outstanding delinquent fines, fees, forfeitures, penalties, and assessments, and may include victim restitution and other justice related reimbursements if the reporting program could not separate those balances.

⁴ The full report on the *18-month Statewide Infraction Amnesty Program* is available at www.courts.ca.gov/7466.htm.

This report contains information jointly reported by the court and county in the Judicial Council's *Collections Reporting Template*, under Penal Code section 1463.010.

**County of Marin and Superior Court of Marin County Collections Program
Summary of Fiscal Year 2016–17 Collections Reporting Template**

County Population¹: 263,604

Authorized Judges/Commissioners²: 12/0.3

Total Revenue Collected: \$2,985,081

Total Amount Discharged: \$0

Gross Recovery Rate: 79%

Success Rate: 76%

Ending Balance³: \$24,872,655

Total Amount Adjusted: \$497,631

Program Overview

The collection of delinquent court-ordered debt is a cooperative effort between the Superior Court of Marin County and the County of Marin. The court and county have a written Memorandum of Understanding (MOU) for their collections program. The program includes the following activities as reported in the *Collections Reporting Template*:

- Contracts with the Franchise Tax Board’s Court-Ordered Debt (FTB-COD) and Interagency Intercept Collections (FTB-IIC) programs;
- Contract with a private debt collector;
- A comprehensive collections program that includes 15 of the 16 collection activity components;
- Internet, and credit and debit card payment options; and
- Meets 23 of the 25 recommended collections best practices; the following best practices are currently not being met: 10, and 19 (see Attachment 3).

Performance

Based on the financial data reported, the program collected a total of \$2,985,081 from 31,770 total delinquent cases, with collection costs of \$991,409. The ending balance of \$24,872,655 in delinquent court-ordered debt represents 27,913 delinquent cases, of which 4,929 were established in the reporting period. The program did not discharge delinquent debt from accountability for the reporting period.

These totals include data from the last nine months, July 1, 2016, through April 3, 2017, of the 18-month statewide traffic amnesty program established by Vehicle Code section 42008.8. A total of 155 cases participated in the amnesty program during the reporting period and individuals had their balances reduced 50 percent or 80 percent. In addition, 269 individuals’ driver’s licenses were reinstated as a result of the amnesty program. For the nine-month period, \$132,170 was collected by the program with collection costs of \$9,544.⁴

For the reporting period, the program has a 79 percent Gross Recovery Rate (GRR), which exceeds the recommended 34 percent benchmark, and is 10 percentage points higher than the prior year. The program’s Success Rate (SR) of 76 percent exceeds the recommended 31 percent benchmark and is 10 percentage points higher than the prior year.

This report contains information jointly reported by the court and county in the Judicial Council’s *Collections Reporting Template*, under Penal Code section 1463.010.

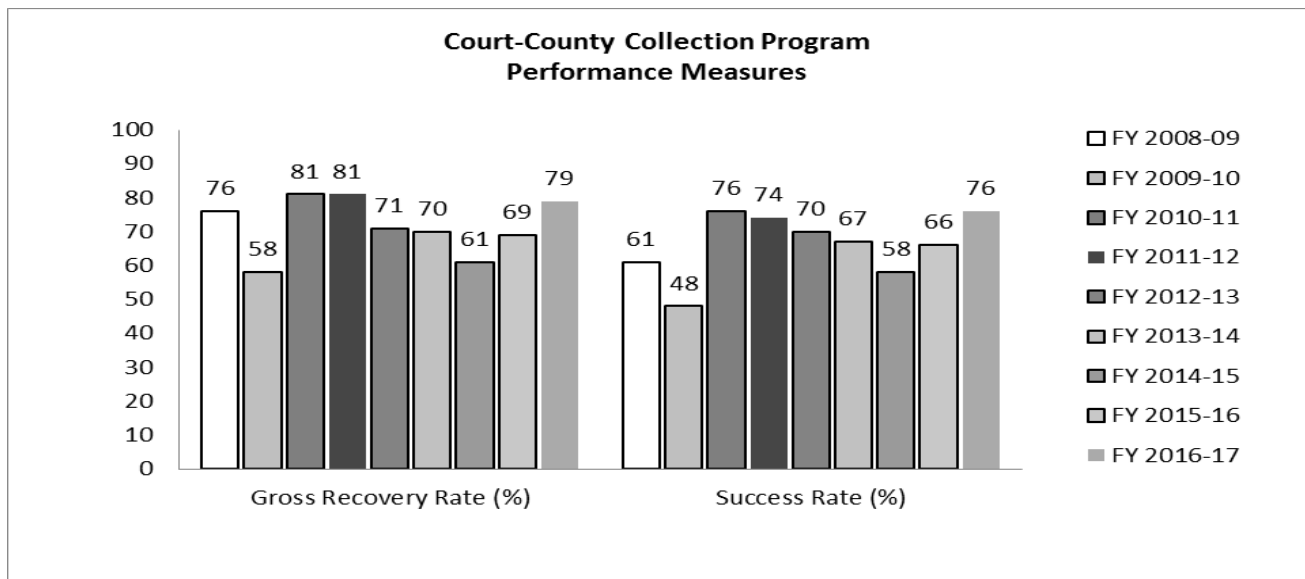
County of Marin and Superior Court of Marin County Collections Program Summary of Fiscal Year 2016–17 Collections Reporting Template

According to the Marin collections program, the increases in the Gross Recovery and Success Rate are attributed to the 11.4 percent increase in delinquent court-ordered debt collected and increased adjustments, likely due to the Statewide Traffic Amnesty Program.

The table below shows the program’s total delinquent revenue collected and the percentage increase or decrease from year to year for the past nine fiscal years:

2008-09	2009-10	2010-11	2011-12	2012-13	2013-14	2014-15	2015-16	2016-17
\$2,287,926	\$3,010,019	\$3,326,386	\$3,448,802	\$3,483,868	\$3,210,862	\$3,032,685	\$2,679,025	\$2,985,081
	31.6%	10.5%	3.7%	1.0%	-7.8%	-5.5%	-11.7%	11.4%

The chart below shows performance measures for the past nine fiscal years:



Note: The 2015–16 and 2016–17 GRR and SR calculations were likely impacted by balance adjustments to cases participating in the amnesty program. Performance rates excluding those adjustments are not provided, as programs were not required by statute to report segregated amnesty adjustments.

Footnotes:

¹ Population data from the State of California, Department of Finance, E-1 State and County Population Estimates, January 1, 2016, and 2017.

² Excludes unfunded judgeships authorized under AB 159 (Stats. 2007, ch. 722). Positions are as of June 30, 2017.

³ Ending Balance is the value of outstanding delinquent fines, fees, forfeitures, penalties, and assessments, and may include victim restitution and other justice related reimbursements if the reporting program could not separate those balances.

⁴ The full report on the *18-month Statewide Infraction Amnesty Program* is available at www.courts.ca.gov/7466.htm.

This report contains information jointly reported by the court and county in the Judicial Council’s Collections Reporting Template, under Penal Code section 1463.010.

County of Mariposa and Superior Court of Mariposa County Collections Program Summary of Fiscal Year 2016–17 Collections Reporting Template

County Population¹: 18,148

Authorized Judges/Commissioners²: 2/0.3

Total Revenue Collected: \$671,403

Total Amount Discharged: \$68,321

Gross Recovery Rate: 90%

Success Rate: 81%

Ending Balance³: \$8,115,525

Total Amount Adjusted: \$608,183

Program Overview

The collection of delinquent court-ordered debt is a cooperative effort between the Superior Court of Mariposa County and the County of Mariposa. The court and county have a verbal agreement for their collections program. The program includes the following activities as reported in the *Collections Reporting Template*:

- Contract with the Franchise Tax Board’s Court-Ordered Debt (FTB-COD) program;
- Contract with a private debt collector;
- A comprehensive collections program that includes 13 of the 16 collection activity components;
- Internet, and credit and debit card payment options; and
- Meets 22 of the 25 recommended collections best practices; the following best practices are currently not being met: 9, 10, and 23 (see Attachment 3).

Performance

Based on the financial data reported, the program collected a total of \$671,403 from 6,551 total delinquent cases, with collection costs of \$259,532. The ending balance of \$8,115,525 in delinquent court-ordered debt represents 6,214 delinquent cases, of which 376 were established in the reporting period. As authorized by Government Code sections 25257 through 25259.95, the program discharged delinquent cases deemed uncollectible, with a total value of \$68,321 for the reporting period.

These totals include data from the last nine months, July 1, 2016, through April 3, 2017, of the 18-month statewide traffic amnesty program established by Vehicle Code section 42008.8. A total of 68 cases participated in the amnesty program during the reporting period and individuals had their balances reduced 50 percent or 80 percent. In addition, 9 driver’s licenses were reinstated as a result of the amnesty program. For the nine-month period, \$10,213 was collected by the program with collection costs of \$5,911.⁴

For the reporting period, the program has a 90 percent Gross Recovery Rate (GRR), which exceeds the recommended 34 percent benchmark, and is 5 percentage points lower than the prior year. The program’s Success Rate (SR) of 81 percent exceeds the recommended 31 percent benchmark and is 5 percentage points lower than the prior year.

This report contains information jointly reported by the court and county in the Judicial Council’s *Collections Reporting Template*, under Penal Code section 1463.010.

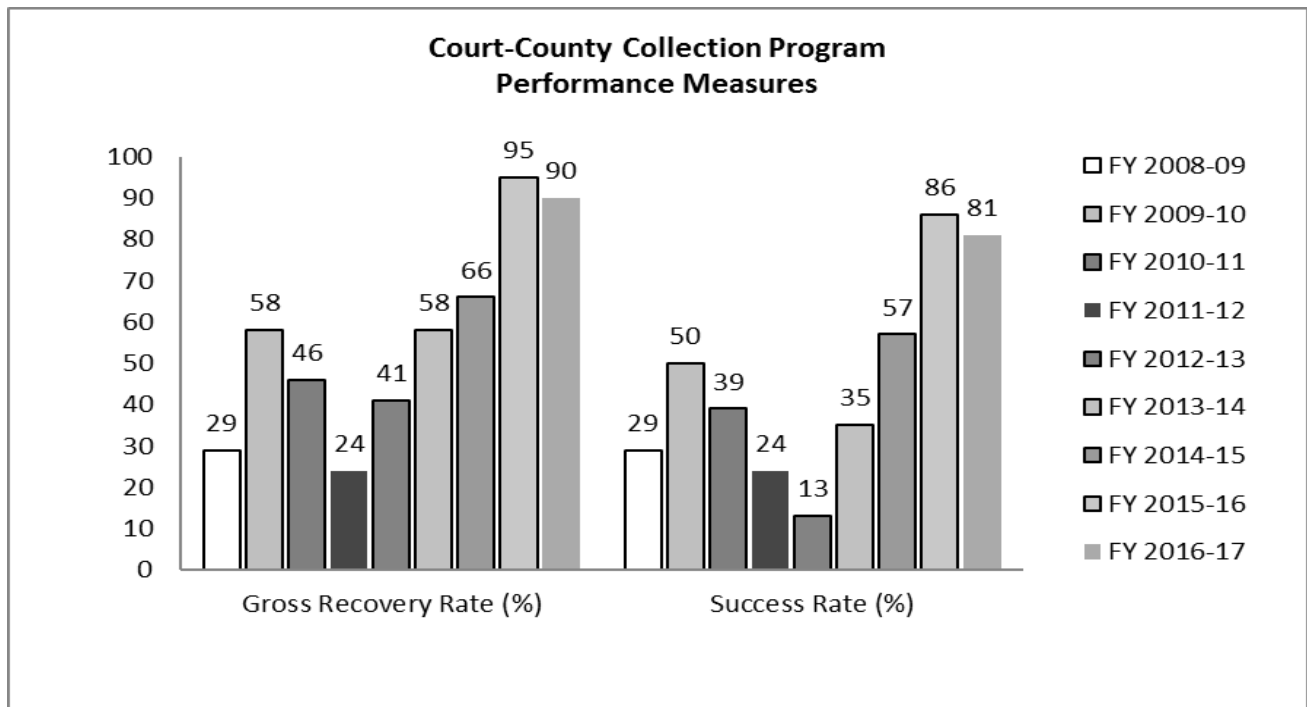
County of Mariposa and Superior Court of Mariposa County Collections Program Summary of Fiscal Year 2016–17 Collections Reporting Template

According to the Mariposa collections program, the decrease in the Gross Recovery Rate are due to the decline in the value of established and referred cases and adjustments. The decrease to the Success Rate is attributed to the 28 percent drop in gross delinquent court-ordered debt collected. The out of balance reflected in the courts’ program is due to case management system (CMS) limitations. In the next fiscal year, staff will begin to track information that cannot be tracked in CMS. Although discrepancies have not been pin pointed to an exact location within the CMS, court staff have confirmed accuracy of ending balance.

The table below shows the program’s total delinquent revenue collected and the percentage increase or decrease from year to year for the past nine fiscal years:

2008-09	2009-10	2010-11	2011-12	2012-13	2013-14	2014-15	2015-16	2016-17
\$237,453	\$248,687	\$274,402	\$262,245	\$501,340	\$601,948	\$933,683	\$937,300	\$671,403
	4.7%	10.3%	-4.4%	91.2%	20.1%	55.1%	0.4%	-28.4%

The chart below shows performance measures for the past nine fiscal years:



This report contains information jointly reported by the court and county in the Judicial Council’s *Collections Reporting Template*, under Penal Code section 1463.010.

County of Mariposa and Superior Court of Mariposa County Collections Program Summary of Fiscal Year 2016–17 Collections Reporting Template

Note: The 2015–16 and 2016–17 GRR and SR calculations were likely impacted by balance adjustments to cases participating in the amnesty program. Performance rates excluding those adjustments are not provided, as programs were not required by statute to report segregated amnesty adjustments. If you exclude the \$68,321 in uncollectible debt that was discharged from accountability for 2016–17, the Gross Recovery Rate is 85 percent and the Success Rate is 75 percent.

Footnotes:

¹ Population data from the State of California, Department of Finance, E-1 State and County Population Estimates, January 1, 2016, and 2017.

² Excludes unfunded judgeships authorized under AB 159 (Stats. 2007, ch. 722). Positions are as of June 30, 2017.

³ Ending Balance is the value of outstanding delinquent fines, fees, forfeitures, penalties, and assessments, and may include victim restitution and other justice related reimbursements if the reporting program could not separate those balances.

⁴ The full report on the *18-month Statewide Infraction Amnesty Program* is available at www.courts.ca.gov/7466.htm.

This report contains information jointly reported by the court and county in the Judicial Council's *Collections Reporting Template*, under Penal Code section 1463.010.

**County of Mendocino and Superior Court of Mendocino County Collections Program
Summary of Fiscal Year 2016–17 Collections Reporting Template**

County Population¹: 89,134

Authorized Judges/Commissioners²: 8/0.4

Total Revenue Collected: \$3,423,197

Total Amount Discharged: \$2,666,136

Gross Recovery Rate: 153%

Success Rate: 304%

Ending Balance³: \$36,444,914

Total Amount Adjusted: \$576,886

Program Overview

The collection of delinquent court-ordered debt is a cooperative effort between the Superior Court of Mendocino County and the County of Mendocino. The court and county have a written Memorandum of Understanding (MOU) for their collections program. The program includes the following activities as reported in the *Collections Reporting Template*:

- Contracts with the Franchise Tax Board’s Court-Ordered Debt (FTB-COD) and Interagency Intercept Collections (FTB-IIC) programs;
- A comprehensive collections program that includes 14 of the 16 collection activity components;
- Internet, and credit and debit card payment options; and
- Meets 24 of the 25 recommended collections best practices; the following best practice is currently not being met: 4 (see Attachment 3).

Performance

Based on the financial data reported, the program collected a total of \$3,423,197 from 33,049 total delinquent cases, with collection costs of \$632,744. The ending balance of \$36,444,914 in delinquent court-ordered debt represents 33,049 delinquent cases, of which -165 were established in the reporting period. As authorized by Government Code sections 25257 through 25259.95, the program discharged delinquent cases deemed uncollectible, with a total value of \$2,666,136 for the reporting period.

These totals include data from the last nine months, July 1, 2016, through April 3, 2017, of the 18-month statewide traffic amnesty program established by Vehicle Code section 42008.8. A total of 374 cases participated in the amnesty program during the reporting period and individuals had their balances reduced 50 percent or 80 percent. In addition, 283 individuals’ driver’s licenses were reinstated as a result of the amnesty program. For the nine-month period, \$139,325 was collected by the program with collection costs of \$19,011.⁴

For the reporting period, the program has a 153 percent Gross Recovery Rate (GRR), which exceeds the recommended 34 percent benchmark, and is 52 percentage points higher than the prior year. The program’s Success Rate (SR) of 304 percent exceeds the recommended 31 percent benchmark and is 201 percentage points higher than the prior year.

This report contains information jointly reported by the court and county in the Judicial Council’s *Collections Reporting Template*, under Penal Code section 1463.010.

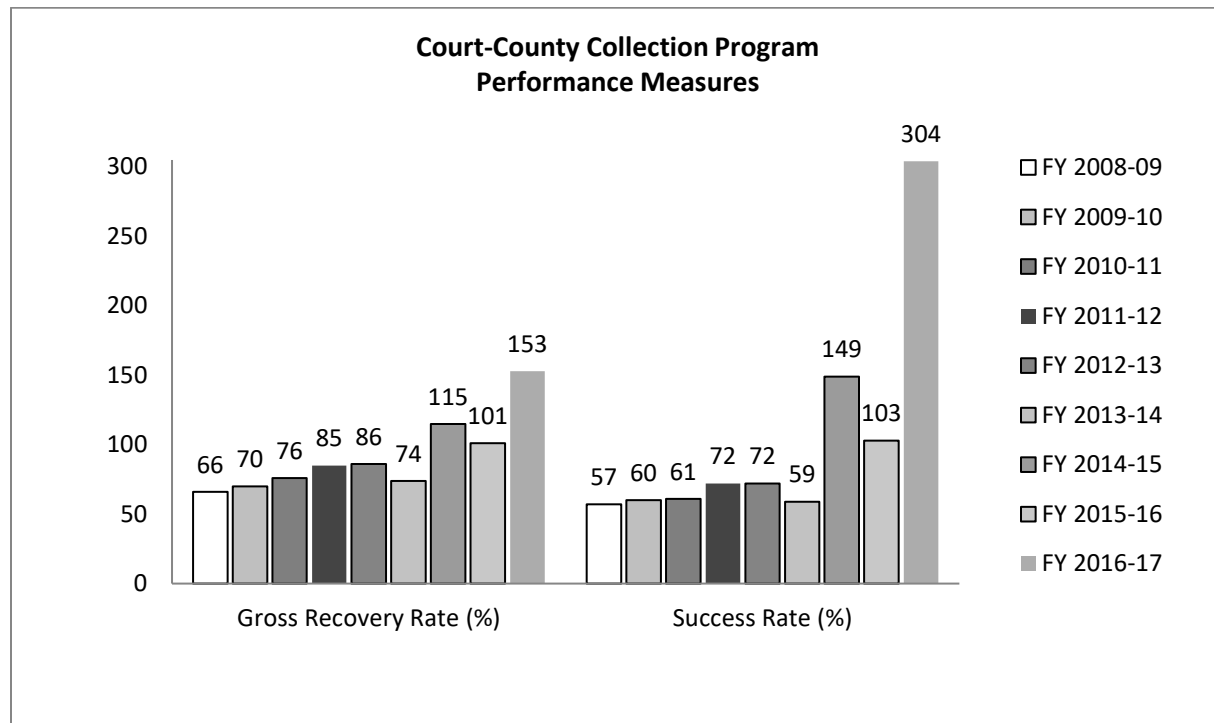
County of Mendocino and Superior Court of Mendocino County Collections Program Summary of Fiscal Year 2016–17 Collections Reporting Template

According to the Mendocino collections program, the increases in the Gross Recovery Rate and Success Rate are largely attributed to the discharge of court-ordered debt. The collections program continues to develop their case management system by automating their work flow processes and realigning to the new reporting capabilities.

The table below shows the program’s total delinquent revenue collected and the percentage increase or decrease from year to year for the past nine fiscal years:

2008-09	2009-10	2010-11	2011-12	2012-13	2013-14	2014-15	2015-16	2016-17
\$4,561,785	\$4,401,805	\$4,375,946	\$4,019,428	\$3,452,879	\$3,579,627	\$3,500,597	\$3,285,220	\$3,423,197
	-3.5%	-0.6%	-8.1%	-14.1%	3.7%	-2.2%	-6.2%	4.2%

The chart below shows performance measures for the past nine fiscal years:



Note: The 2015–16 and 2016–17 GRR and SR calculations were likely impacted by balance adjustments to cases participating in the amnesty program. Performance rates excluding those adjustments are not provided, as programs were not required by statute to report segregated amnesty adjustments. If you exclude the \$2,666,136 in uncollectible debt that was discharged from accountability for 2016–17, the Gross Recovery Rate is 92 percent and the Success Rate is 90 percent.

This report contains information jointly reported by the court and county in the Judicial Council’s *Collections Reporting Template*, under Penal Code section 1463.010.

County of Mendocino and Superior Court of Mendocino County Collections Program Summary of Fiscal Year 2016–17 Collections Reporting Template

Footnotes:

¹ Population data from the State of California, Department of Finance, E-1 State and County Population Estimates, January 1, 2016, and 2017.

² Excludes unfunded judgeships authorized under AB 159 (Stats. 2007, ch. 722). Positions are as of June 30, 2017.

³ Ending Balance is the value of outstanding delinquent fines, fees, forfeitures, penalties, and assessments, and may include victim restitution and other justice related reimbursements if the reporting program could not separate those balances.

⁴ The full report on the *18-month Statewide Infraction Amnesty Program* is available at www.courts.ca.gov/7466.htm.

This report contains information jointly reported by the court and county in the Judicial Council's *Collections Reporting Template*, under Penal Code section 1463.010.

**County of Merced and Superior Court of Merced County Collections Program
Summary of Fiscal Year 2016–17 Collections Reporting Template**

County Population¹: 274,665

Gross Recovery Rate: 14%

Authorized Judges/Commissioners²: 10/2.0

Success Rate: 17%

Total Revenue Collected: \$3,399,743

Ending Balance³: \$118,213,080

Total Amount Discharged: \$0

Total Amount Adjusted: \$-518,341

Program Overview

The collection of delinquent court-ordered debt is a cooperative effort between the Superior Court of Merced County and the County of Merced. The court and county have a written Memorandum of Understanding (MOU) for their collections program. The program includes the following activities as reported in the *Collections Reporting Template*:

- Contract with the Franchise Tax Board’s Court-Ordered Debt (FTB-COD) program;
- Contract with a private debt collector;
- A comprehensive collections program that includes 15 of the 16 collection activity components;
- Internet, and credit and debit card payment options; and
- Meets 23 of the 25 recommended collections best practices; the following best practices are currently not being met: 9, and 21 (see Attachment 3).

Performance

Based on the financial data reported, the program collected a total of \$3,399,743 from 142,644 total delinquent cases, with collection costs of \$660,436. The ending balance of \$118,213,080 in delinquent court-ordered debt represents 141,351 delinquent cases, of which 11,993 were established in the reporting period. The program did not discharge delinquent debt from accountability for the reporting period.

These totals include data from the last nine months, July 1, 2016, through April 3, 2017, of the 18-month statewide traffic amnesty program established by Vehicle Code section 42008.8. A total of 666 cases participated in the amnesty program during the reporting period and individuals had their balances reduced 50 percent or 80 percent. In addition, 538 driver’s licenses were reinstated as a result of the amnesty program. For the nine-month period, \$116,838 was collected by the program with collection costs of \$15,052.⁴

For the reporting period, the program has a 14 percent Gross Recovery Rate (GRR), which does not exceed the recommended 34 percent benchmark, and is 30 percentage points lower than the prior year. The program’s Success Rate (SR) of 17 percent does not exceed the recommended 31 percent benchmark and is 39 percentage points lower than the prior year.

This report contains information jointly reported by the court and county in the Judicial Council’s *Collections Reporting Template*, under Penal Code section 1463.010.

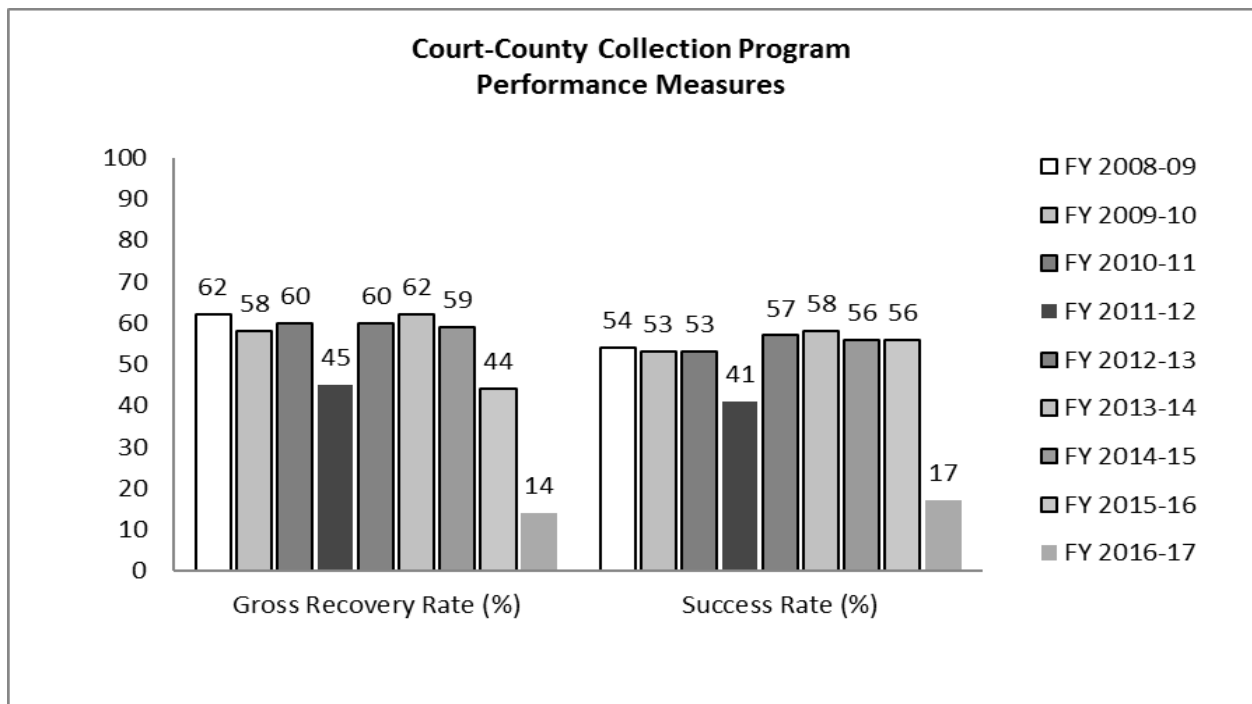
County of Merced and Superior Court of Merced County Collections Program Summary of Fiscal Year 2016–17 Collections Reporting Template

According to the Merced collections program, the decreases in the Gross Recovery Rate and Success Rate are largely attributed to the area’s demographics; Merced County has one of the highest unemployment and low income rates in the country which greatly impacts the ability to collect court-ordered debt. Defendants in these cases are typically transient or unemployed, and require extensive time, effort and research to resolve. Additionally, since the new case management system does not have the capability to separate the number of referrals and the case value of the victim restitution cases, these are included in the court collection program total. Payments collected on victim restitution are distinguished and accurately reflected in the report, this reporting period.

The table below shows the program’s total delinquent revenue collected and the percentage increase or decrease from year to year for the past nine fiscal years:

2008-09	2009-10	2010-11	2011-12	2012-13	2013-14	2014-15	2015-16	2016-17
\$6,381,167	\$7,281,933	\$6,893,049	\$6,635,367	\$5,777,266	\$6,766,742	\$6,036,886	\$4,365,356	\$3,399,743
	14.1%	-5.3%	-3.7%	-12.9%	17.1%	-10.8%	-27.7%	-22.1%

The chart below shows performance measures for the past nine fiscal years:



This report contains information jointly reported by the court and county in the Judicial Council’s *Collections Reporting Template*, under Penal Code section 1463.010.

County of Merced and Superior Court of Merced County Collections Program Summary of Fiscal Year 2016–17 Collections Reporting Template

Note: The 2015–16 and 2016–17 GRR and SR calculations were likely impacted by balance adjustments to cases participating in the amnesty program. Performance rates excluding those adjustments are not provided, as programs were not required by statute to report segregated amnesty adjustments.

Footnotes:

¹ Population data from the State of California, Department of Finance, E-1 State and County Population Estimates, January 1, 2016, and 2017.

² Excludes unfunded judgeships authorized under AB 159 (Stats. 2007, ch. 722). Positions are as of June 30, 2017.

³ Ending Balance is the value of outstanding delinquent fines, fees, forfeitures, penalties, and assessments, and may include victim restitution and other justice related reimbursements if the reporting program could not separate those balances.

⁴ The full report on the *18-month Statewide Infraction Amnesty Program* is available at www.courts.ca.gov/7466.htm.

This report contains information jointly reported by the court and county in the Judicial Council’s *Collections Reporting Template*, under Penal Code section 1463.010.

County of Modoc and Superior Court of Modoc County Collections Program Summary of Fiscal Year 2016–17 Collections Reporting Template

County Population¹: 9,580

Authorized Judges/Commissioners²: 2/0.3

Total Revenue Collected: \$134,501

Total Amount Discharged: \$0

Gross Recovery Rate: 38%

Success Rate: 29%

Ending Balance³: \$3,058,443

Total Amount Adjusted: \$68,302

Program Overview

The collection of delinquent court-ordered debt is a cooperative effort between the Superior Court of Modoc County and the County of Modoc. The court and county have a written Memorandum of Understanding (MOU) for their collections program. The program includes the following activities as reported in the *Collections Reporting Template*:

- Contracts with the Franchise Tax Board’s Court-Ordered Debt (FTB-COD) and Interagency Intercept Collections (FTB-IIC) programs;
- Contract with a private debt collector;
- A comprehensive collections program that includes 15 of the 16 collection activity components;
- Internet, and credit and debit card payment options; and
- Meets 24 of the 25 recommended collections best practices; the following best practice is currently not being met: 2 (see Attachment 3).

Performance

Based on the financial data reported, the program collected a total of \$134,501 from 3,328 total delinquent cases, with collection costs of \$74,456. The ending balance of \$3,058,443 in delinquent court-ordered debt represents 3,094 delinquent cases, of which 538 were established in the reporting period. The program did not discharge delinquent debt from accountability for the reporting period.

These totals include data from the last nine months, July 1, 2016, through April 3, 2017, of the 18-month statewide traffic amnesty program established by Vehicle Code section 42008.8. A total of 15 cases participated in the amnesty program during the reporting period and individuals had their balances reduced 50 percent or 80 percent. In addition, 9 individuals’ driver’s licenses were reinstated as a result of the amnesty program. For the nine-month period, \$861 was collected by the program with collection costs of \$0.⁴

For the reporting period, the program has a 38 percent Gross Recovery Rate (GRR), which exceeds the recommended 34 percent benchmark, and is 244 percentage points lower than the prior year. The program’s Success Rate (SR) of 29 percent does not exceed the recommended 31 percent benchmark and is 29 percentage points higher than the prior year.

This report contains information jointly reported by the court and county in the Judicial Council’s *Collections Reporting Template*, under Penal Code section 1463.010.

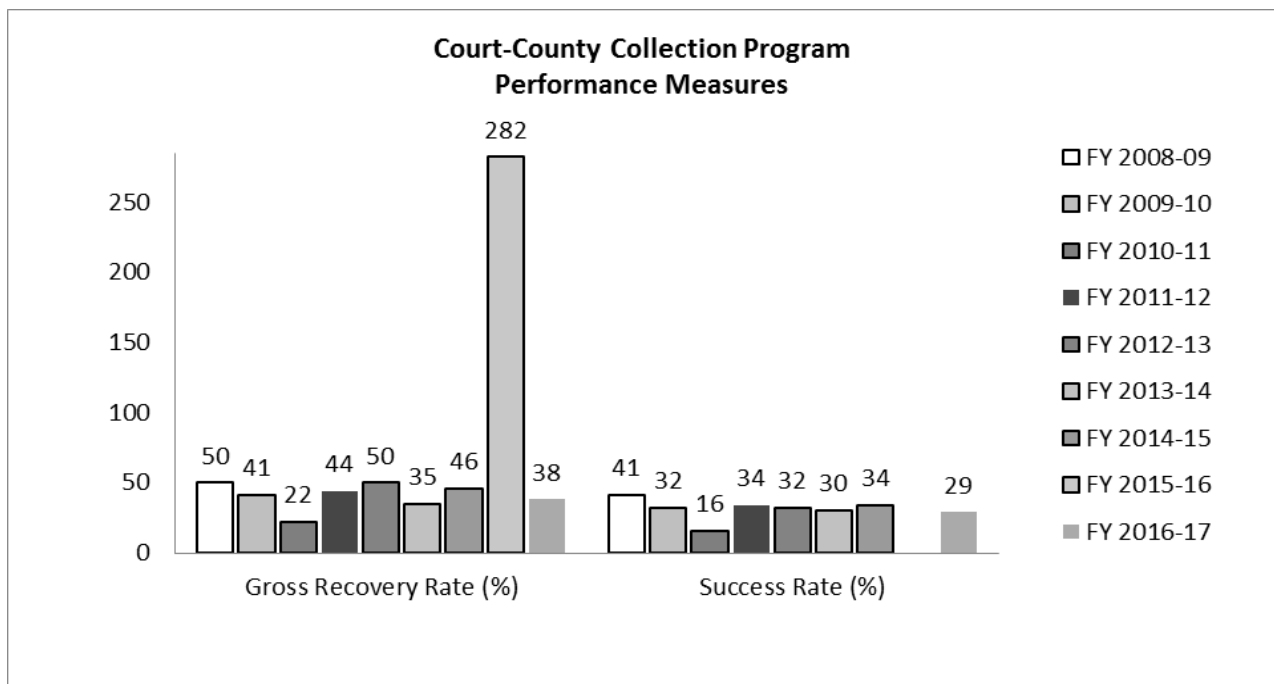
County of Modoc and Superior Court of Modoc County Collections Program Summary of Fiscal Year 2016–17 Collections Reporting Template

According to the Modoc collections program, the decrease in the Gross Recovery Rate is largely attributed to the program stabilizing after last year’s substantial discharge of accountability. The increase in the Success Rate is due to the increase in collections. The program has been working with their private vendor on the effectiveness and efficiency of their collection efforts, while continuing to enhance its processes and staffing changes.

The table below shows the program’s total delinquent revenue collected and the percentage increase or decrease from year to year for the past nine fiscal years:

2008-09	2009-10	2010-11	2011-12	2012-13	2013-14	2014-15	2015-16	2016-17
\$160,209	\$178,141	\$145,983	\$149,661	\$115,435	\$160,606	\$124,968	\$120,747	\$134,501
	11.2%	-18.1%	2.5%	-22.9%	39.1%	-22.2%	-3.4%	11.4%

The chart below shows performance measures for the past nine fiscal years:



Note: The 2015–16 and 2016–17 GRR and SR calculations were likely impacted by balance adjustments to cases participating in the amnesty program. Performance rates excluding those adjustments are not provided, as programs were not required by statute to report segregated amnesty adjustments.

This report contains information jointly reported by the court and county in the Judicial Council’s *Collections Reporting Template*, under Penal Code section 1463.010.

County of Modoc and Superior Court of Modoc County Collections Program Summary of Fiscal Year 2016–17 Collections Reporting Template

Footnotes:

¹ Population data from the State of California, Department of Finance, E-1 State and County Population Estimates, January 1, 2016, and 2017.

² Excludes unfunded judgeships authorized under AB 159 (Stats. 2007, ch. 722). Positions are as of June 30, 2017.

³ Ending Balance is the value of outstanding delinquent fines, fees, forfeitures, penalties, and assessments, and may include victim restitution and other justice related reimbursements if the reporting program could not separate those balances.

⁴ The full report on the *18-month Statewide Infraction Amnesty Program* is available at www.courts.ca.gov/7466.htm.

This report contains information jointly reported by the court and county in the Judicial Council's *Collections Reporting Template*, under Penal Code section 1463.010.

County of Mono and Superior Court of Mono County Collections Program Summary of Fiscal Year 2016–17 Collections Reporting Template

County Population¹: 13,713

Authorized Judges/Commissioners²: 2/0.3

Total Revenue Collected: \$350,062

Total Amount Discharged: \$0

Gross Recovery Rate: 39%

Success Rate: 36%

Ending Balance³: \$991,978

Total Amount Adjusted: \$49,842

Program Overview

The collection of delinquent court-ordered debt is a cooperative effort between the Superior Court of Mono County and the County of Mono. The court and county have a written Memorandum of Understanding (MOU) for their collections program. The program includes the following activities as reported in the *Collections Reporting Template*:

- Contracts with the Franchise Tax Board’s Court-Ordered Debt (FTB-COD) and Interagency Intercept Collections (FTB-IIC) programs;
- Contract with a private debt collector;
- A comprehensive collections program that includes 15 of the 16 collection activity components;
- Internet, and credit and debit card payment options; and
- Meets 23 of the 25 recommended collections best practices; the following best practices are currently not being met: 18, and 21 (see Attachment 3).

Performance

Based on the financial data reported, the program collected a total of \$350,062 from 3,075 total delinquent cases, with collection costs of \$45,709. The ending balance of \$991,978 in delinquent court-ordered debt represents 1,528 delinquent cases, of which 1,797 were established in the reporting period. The program did not discharge delinquent debt from accountability for the reporting period.

These totals include data from the last nine months, July 1, 2016, through April 3, 2017, of the 18-month statewide traffic amnesty program established by Vehicle Code section 42008.8. A total of 19 cases participated in the amnesty program during the reporting period and individuals had their balances reduced 50 percent or 80 percent. In addition, 17 driver’s licenses were reinstated as a result of the amnesty program. For the nine-month period, \$2,725 was collected by the program with collection costs of \$10,855.⁴

For the reporting period, the program has a 39 percent Gross Recovery Rate (GRR), which exceeds the recommended 34 percent benchmark, and is 13 percentage points lower than the prior year. The program’s Success Rate (SR) of 36 percent exceeds the recommended 31 percent benchmark and is 11 percentage points lower than the prior year.

This report contains information jointly reported by the court and county in the Judicial Council’s *Collections Reporting Template*, under Penal Code section 1463.010.

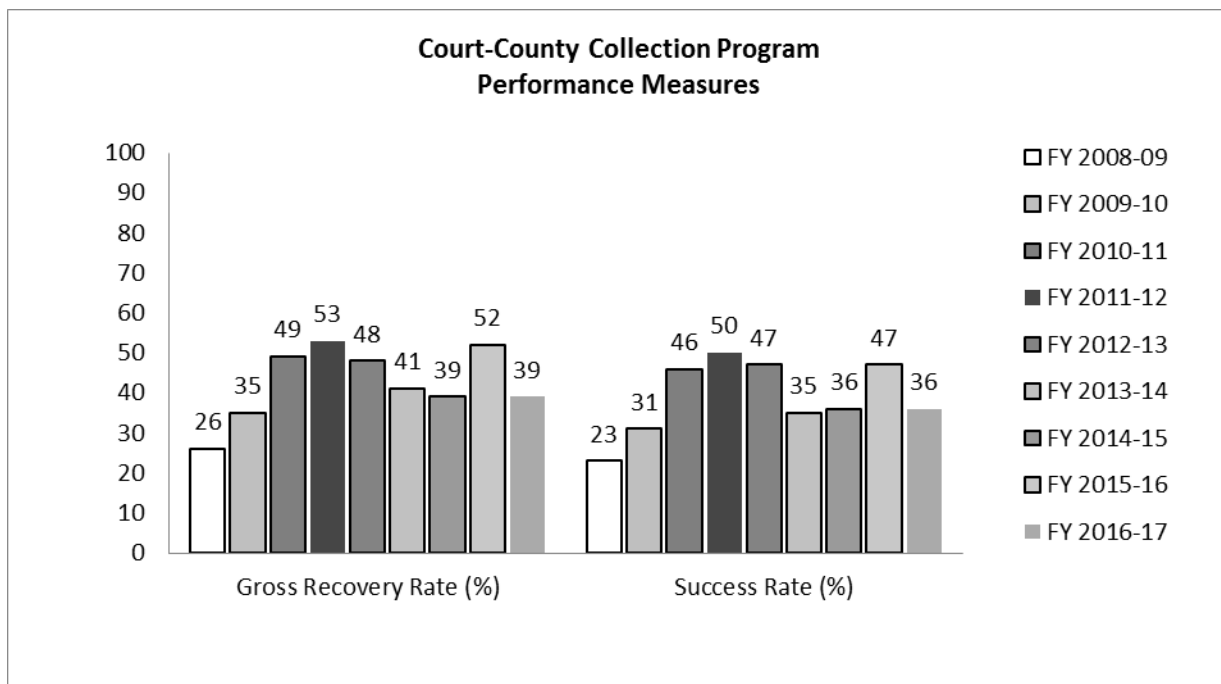
County of Mono and Superior Court of Mono County Collections Program Summary of Fiscal Year 2016–17 Collections Reporting Template

According to the Mono collections program, the decreases in the Gross Recovery Rate and Success Rate are largely attributed to staff turnover and lack of training in the department, which contributed to incorrect reporting. The court continues to work towards updating its case management system and expect to have more accurate methods of reporting once the system is in place.

The table below shows the program’s total delinquent revenue collected and the percentage increase or decrease from year to year for the past nine fiscal years:

2008-09	2009-10	2010-11	2011-12	2012-13	2013-14	2014-15	2015-16	2016-17
\$22,430	\$125,369	\$206,147	\$217,561	\$205,128	\$52,689	\$301,521	\$329,948	\$350,062
	458.9%	64.4%	5.5%	-5.7%	-74.3%	472.3%	9.4%	6.1%

The chart below shows performance measures for the past nine fiscal years:



Note: The 2015–16 and 2016–17 GRR and SR calculations were likely impacted by balance adjustments to cases participating in the amnesty program. Performance rates excluding those adjustments are not provided, as programs were not required by statute to report segregated amnesty adjustments.

This report contains information jointly reported by the court and county in the Judicial Council’s Collections Reporting Template, under Penal Code section 1463.010.

County of Mono and Superior Court of Mono County Collections Program Summary of Fiscal Year 2016–17 Collections Reporting Template

Footnotes:

¹ Population data from the State of California, Department of Finance, E-1 State and County Population Estimates, January 1, 2016, and 2017.

² Excludes unfunded judgeships authorized under AB 159 (Stats. 2007, ch. 722). Positions are as of June 30, 2017.

³ Ending Balance is the value of outstanding delinquent fines, fees, forfeitures, penalties, and assessments, and may include victim restitution and other justice related reimbursements if the reporting program could not separate those balances.

⁴ The full report on the *18-month Statewide Infraction Amnesty Program* is available at www.courts.ca.gov/7466.htm.

This report contains information jointly reported by the court and county in the Judicial Council's *Collections Reporting Template*, under Penal Code section 1463.010.

County of Monterey and Superior Court of Monterey County Collections Program Summary of Fiscal Year 2016–17 Collections Reporting Template

County Population¹: 442,365

Authorized Judges/Commissioners²: 19/2.2

Total Revenue Collected: \$11,036,093

Total Amount Discharged: \$0

Gross Recovery Rate: 45%

Success Rate: 43%

Ending Balance³: \$177,193,519

Total Amount Adjusted: \$737,379

Program Overview

The collection of delinquent court-ordered debt is a cooperative effort between the Superior Court of Monterey County and the County of Monterey. The court and county have a written Memorandum of Understanding (MOU) for their collections program. The program includes the following activities as reported in the *Collections Reporting Template*:

- Contracts with the Franchise Tax Board's Court-Ordered Debt (FTB-COD) and Interagency Intercept Collections (FTB-IIC) programs;
- Contract with a private debt collector;
- A comprehensive collections program that includes 14 of the 16 collection activity components;
- Internet, and credit and debit card payment options; and
- Meets 24 of the 25 recommended collections best practices; the following best practice is currently not being met: 19 (see Attachment 3).

Performance

Based on the financial data reported, the program collected a total of \$11,036,093 from 325,969 total delinquent cases, with collection costs of \$3,410,227. The ending balance of \$177,193,519 in delinquent court-ordered debt represents 299,239 delinquent cases, of which 29,814 were established in the reporting period. The program did not discharge delinquent debt from accountability for the reporting period.

These totals include data from the last nine months, July 1, 2016, through April 3, 2017, of the 18-month statewide traffic amnesty program established by Vehicle Code section 42008.8. A total of 813 cases participated in the amnesty program during the reporting period and individuals had their balances reduced 50 percent or 80 percent. In addition, 862 driver's licenses were reinstated as a result of the amnesty program. For the nine-month period, \$58,757 was collected by the program with collection costs of \$33,855.⁴

For the reporting period, the program has a 45 percent Gross Recovery Rate (GRR), which exceeds the recommended 34 percent benchmark, and is 1 percentage points higher than the prior year. The program's Success Rate (SR) of 43 percent exceeds the recommended 31 percent benchmark and is 1 percentage points higher than the prior year.

This report contains information jointly reported by the court and county in the Judicial Council's *Collections Reporting Template*, under Penal Code section 1463.010.

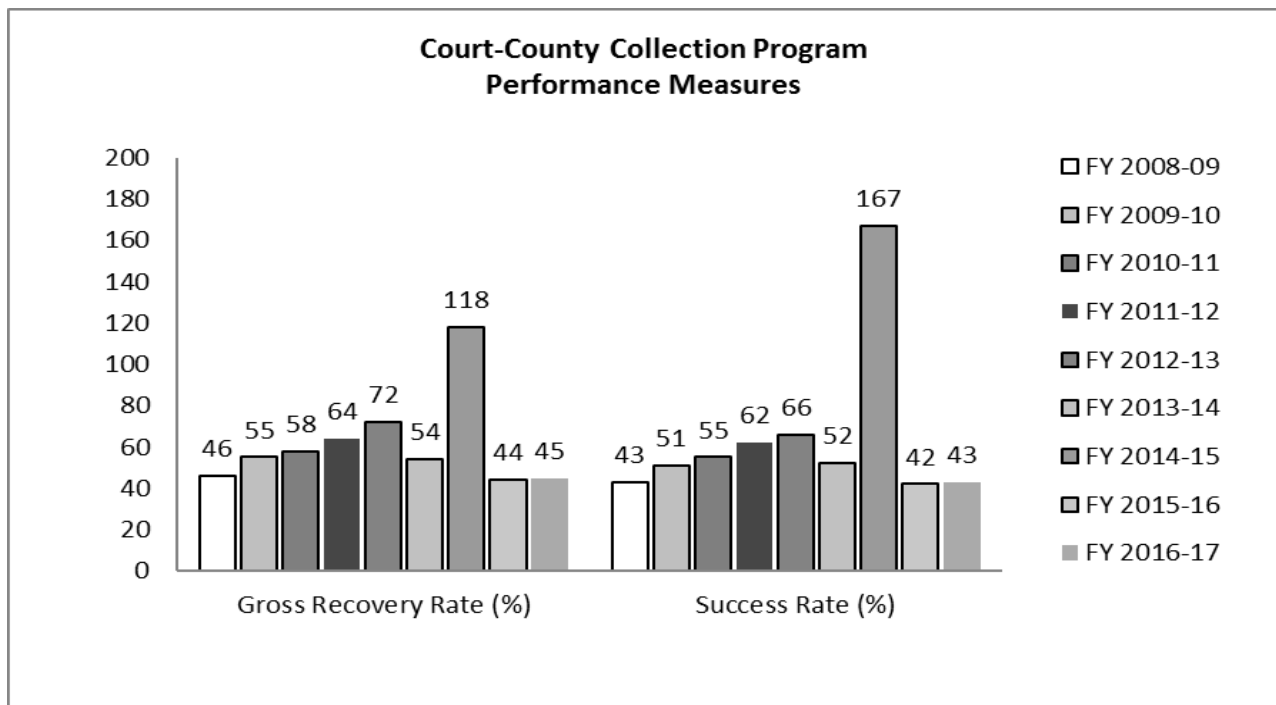
County of Monterey and Superior Court of Monterey County Collections Program Summary of Fiscal Year 2016–17 Collections Reporting Template

According to the Monterey collections program, the Gross Recovery Rate and Success Rate remained consistent with the prior year rates. As of February 2017, the court terminated their contract with their private vendor. In the past, the vendor provided data to complete this report, however, due to the termination of the contract the private vendor did not provide the necessary information. The court utilized copies of the vendors’ invoices for 2016-17 along with monthly reconciling spreadsheets for all processed invoices and discovered a variance of \$864,274 in the reporting. The court is unable to determine the cause of the variance and can only presume that the vendor did not report the correct value of returned cases. Due to the lack of data from the vendor, the court is unable to provide details of the variance.

The table below shows the program’s total delinquent revenue collected and the percentage increase or decrease from year to year for the past nine fiscal years:

2008-09	2009-10	2010-11	2011-12	2012-13	2013-14	2014-15	2015-16	2016-17
\$8,599,414	\$10,675,056	\$12,050,910	\$12,547,027	\$12,265,681	\$11,291,518	\$11,959,504	\$11,250,426	\$11,036,093
	24.1%	12.9%	4.1%	-2.2%	-7.9%	5.9%	-5.9%	-1.9%

The chart below shows performance measures for the past nine fiscal years:



This report contains information jointly reported by the court and county in the Judicial Council’s *Collections Reporting Template*, under Penal Code section 1463.010.

County of Monterey and Superior Court of Monterey County Collections Program Summary of Fiscal Year 2016–17 Collections Reporting Template

Note: The 2015–16 and 2016–17 GRR and SR calculations were likely impacted by balance adjustments to cases participating in the amnesty program. Performance rates excluding those adjustments are not provided, as programs were not required by statute to report segregated amnesty adjustments.

Footnotes:

¹ Population data from the State of California, Department of Finance, E-1 State and County Population Estimates, January 1, 2016, and 2017.

² Excludes unfunded judgeships authorized under AB 159 (Stats. 2007, ch. 722). Positions are as of June 30, 2017.

³ Ending Balance is the value of outstanding delinquent fines, fees, forfeitures, penalties, and assessments, and may include victim restitution and other justice related reimbursements if the reporting program could not separate those balances.

⁴ The full report on the *18-month Statewide Infraction Amnesty Program* is available at www.courts.ca.gov/7466.htm.

This report contains information jointly reported by the court and county in the Judicial Council's *Collections Reporting Template*, under Penal Code section 1463.010.

County of Napa and Superior Court of Napa County Collections Program Summary of Fiscal Year 2016–17 Collections Reporting Template

County Population¹: 142,408

Authorized Judges/Commissioners²: 6/2.0

Total Revenue Collected: \$3,551,388

Total Amount Discharged: \$0

Gross Recovery Rate: 75%

Success Rate: 73%

Ending Balance³: \$56,322,330

Total Amount Adjusted: \$271,330

Program Overview

The collection of delinquent court-ordered debt is a cooperative effort between the Superior Court of Napa County and the County of Napa. The court and county have a written Memorandum of Understanding (MOU) for their collections program. The program includes the following activities as reported in the *Collections Reporting Template*:

- Contracts with the Franchise Tax Board’s Court-Ordered Debt (FTB-COD) and Interagency Intercept Collections (FTB-IIC) programs;
- Contract with a private debt collector;
- A comprehensive collections program that includes 15 of the 16 collection activity components;
- Internet, and credit and debit card (unless PIN number required) payment options; and
- Meets 24 of the 25 recommended collections best practices; the following best practice is currently not being met: 10 (see Attachment 3).

Performance

Based on the financial data reported, the program collected a total of \$3,551,388 from 64,348 total delinquent cases, with collection costs of \$444,124. The ending balance of \$56,322,330 in delinquent court-ordered debt represents 60,710 delinquent cases, of which 4,851 were established in the reporting period. The program did not discharge delinquent debt from accountability for the reporting period.

These totals include data from the last nine months, July 1, 2016, through April 3, 2017, of the 18-month statewide traffic amnesty program established by Vehicle Code section 42008.8. A total of 298 cases participated in the amnesty program during the reporting period and individuals had their balances reduced 50 percent or 80 percent. In addition, 645 driver’s licenses were reinstated as a result of the amnesty program. For the nine-month period, \$21,995 was collected by the program with collection costs of \$2,540.⁴

For the reporting period, the program has a 75 percent Gross Recovery Rate (GRR), which exceeds the recommended 34 percent benchmark, and is equal to the prior year. The program’s Success Rate (SR) of 73 percent exceeds the recommended 31 percent benchmark and is 2 percentage points lower than the prior year.

This report contains information jointly reported by the court and county in the Judicial Council’s *Collections Reporting Template*, under Penal Code section 1463.010.

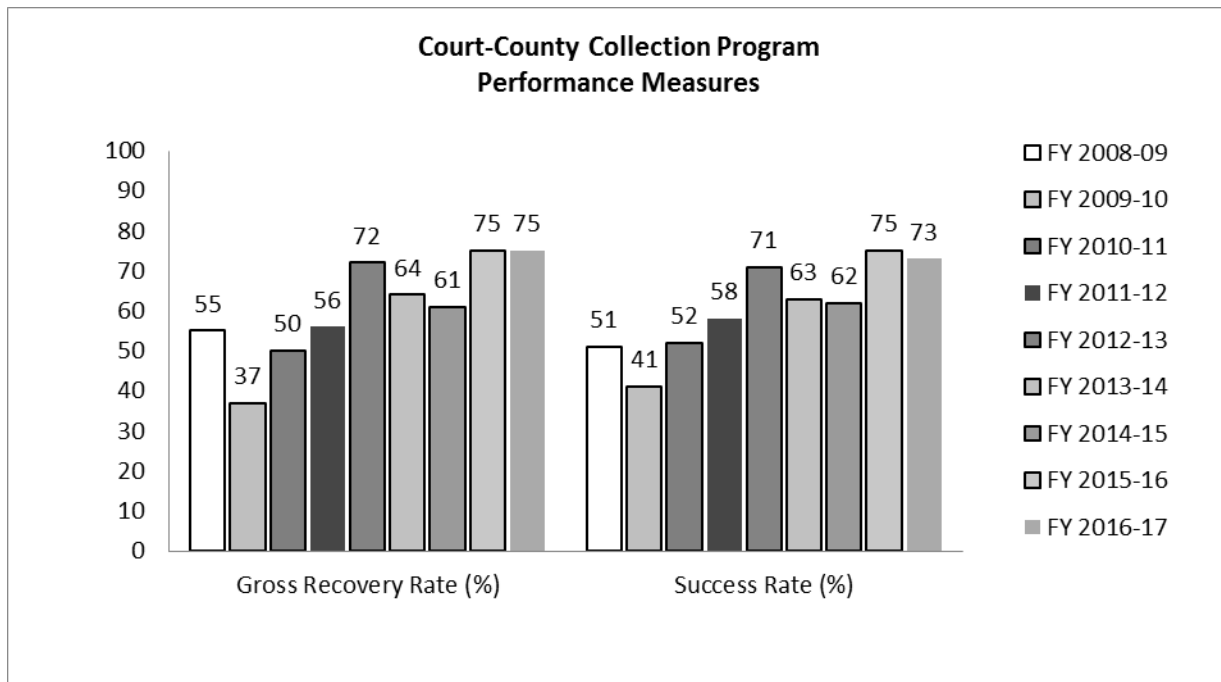
County of Napa and Superior Court of Napa County Collections Program Summary of Fiscal Year 2016–17 Collections Reporting Template

According to the Napa collections program, the Gross Recovery Rate and Success Rate are relatively similar to the prior year, largely due to the consistent growth in the value of cases established or referred, offset by a 3 percent drop in delinquent court-ordered debt collected.

The table below shows the program’s total delinquent revenue collected and the percentage increase or decrease from year to year for the past nine fiscal years:

2008-09	2009-10	2010-11	2011-12	2012-13	2013-14	2014-15	2015-16	2016-17
\$2,916,453	\$3,311,305	\$3,828,668	\$3,821,891	\$4,055,589	\$3,718,312	\$3,909,139	\$3,661,785	\$3,551,388
	13.5%	15.6%	-0.2%	6.1%	-8.3%	5.1%	-6.3%	-3.0%

The chart below shows performance measures for the past nine fiscal years:



Note: The 2015–16 and 2016–17 GRR and SR calculations were likely impacted by balance adjustments to cases participating in the amnesty program. Performance rates excluding those adjustments are not provided, as programs were not required by statute to report segregated amnesty adjustments.

This report contains information jointly reported by the court and county in the Judicial Council’s Collections Reporting Template, under Penal Code section 1463.010.

County of Napa and Superior Court of Napa County Collections Program Summary of Fiscal Year 2016–17 Collections Reporting Template

Footnotes:

¹ Population data from the State of California, Department of Finance, E-1 State and County Population Estimates, January 1, 2016, and 2017.

² Excludes unfunded judgeships authorized under AB 159 (Stats. 2007, ch. 722). Positions are as of June 30, 2017.

³ Ending Balance is the value of outstanding delinquent fines, fees, forfeitures, penalties, and assessments, and may include victim restitution and other justice related reimbursements if the reporting program could not separate those balances.

⁴ The full report on the *18-month Statewide Infraction Amnesty Program* is available at www.courts.ca.gov/7466.htm.

This report contains information jointly reported by the court and county in the Judicial Council's *Collections Reporting Template*, under Penal Code section 1463.010.

**County of Nevada and Superior Court of Nevada County Collections Program
Summary of Fiscal Year 2016–17 Collections Reporting Template**

County Population¹: 98,828

Authorized Judges/Commissioners²: 6/1.6

Total Revenue Collected: \$881,067

Total Amount Discharged: \$0

Gross Recovery Rate: 43%

Success Rate: 36%

Ending Balance³: \$28,634,537

Total Amount Adjusted: \$311,958

Program Overview

The collection of delinquent court-ordered debt is a cooperative effort between the Superior Court of Nevada County and the County of Nevada. The court and county have a written Memorandum of Understanding (MOU) for their collections program. The program includes the following activities as reported in the *Collections Reporting Template*:

- Contracts with the Franchise Tax Board’s Court-Ordered Debt (FTB-COD) and Interagency Intercept Collections (FTB-IIC) programs;
- Contract with a private debt collector;
- A comprehensive collections program that includes all 16 collection activity components;
- Internet, and credit and debit card payment options; and
- Meets all 25 of the recommended collections best practices (see Attachment 3).

Performance

Based on the financial data reported, the program collected a total of \$881,067 from 41,762 total delinquent cases, with collection costs of \$115,414. The ending balance of \$28,634,537 in delinquent court-ordered debt represents 40,366 delinquent cases, of which 3,428 were established in the reporting period. The program did not discharge delinquent debt from accountability for the reporting period.

These totals include data from the last nine months, July 1, 2016, through April 3, 2017, of the 18-month statewide traffic amnesty program established by Vehicle Code section 42008.8. A total of -56 cases participated in the amnesty program during the reporting period and individuals had their balances reduced 50 percent or 80 percent. In addition, 99 individuals’ driver’s licenses were reinstated as a result of the amnesty program. For the nine-month period, \$46,697 was collected by the program with collection costs of \$24,095.⁴

For the reporting period, the program has a 43 percent Gross Recovery Rate (GRR), which exceeds the recommended 34 percent benchmark, and is 17 percentage points lower than the prior year. The program’s Success Rate (SR) of 36 percent exceeds the recommended 31 percent benchmark and is 16 percentage points lower than the prior year.

This report contains information jointly reported by the court and county in the Judicial Council’s *Collections Reporting Template*, under Penal Code section 1463.010.

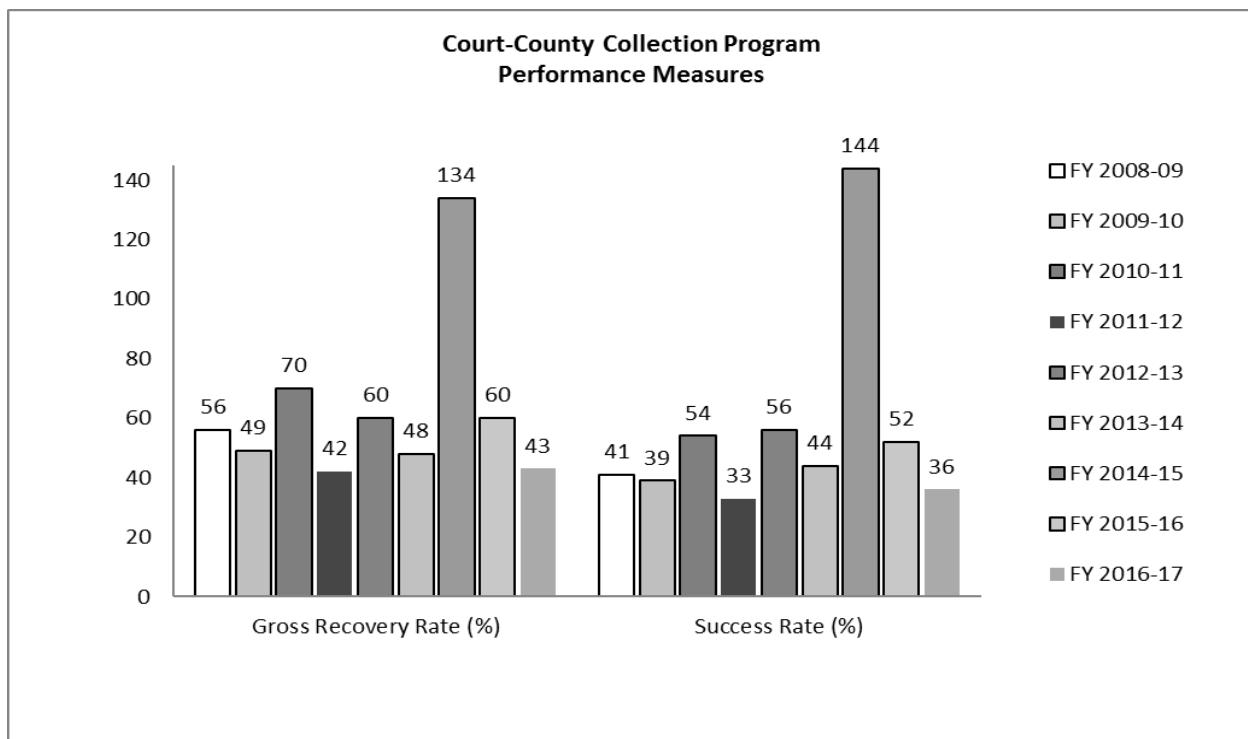
County of Nevada and Superior Court of Nevada County Collections Program Summary of Fiscal Year 2016–17 Collections Reporting Template

According to the Nevada collections program, the decreases in the Gross Recovery Rate and Success Rate are largely attributed to the implementation of the Statewide Traffic Amnesty Program. The collections program continues to make small refinements to their collection procedures, which seem to be making the overall program more efficient and cost effective. No other significant changes to the collection program have occurred in fiscal year 2016-17.

The table below shows the program’s total delinquent revenue collected and the percentage increase or decrease from year to year for the past nine fiscal years:

2008-09	2009-10	2010-11	2011-12	2012-13	2013-14	2014-15	2015-16	2016-17
\$1,259,084	\$1,439,143	\$1,397,127	\$1,164,216	\$1,385,103	\$1,484,832	\$1,439,816	\$1,050,760	\$881,067
	14.3%	-2.9%	-16.7%	19.0%	7.2%	-3.0%	-27.0%	-16.1%

The chart below shows performance measures for the past nine fiscal years:



Note: The 2015–16 and 2016–17 GRR and SR calculations were likely impacted by balance adjustments to cases participating in the amnesty program. Performance rates excluding those adjustments are not provided, as programs were not required by statute to report segregated amnesty adjustments.

This report contains information jointly reported by the court and county in the Judicial Council’s Collections Reporting Template, under Penal Code section 1463.010.

County of Nevada and Superior Court of Nevada County Collections Program Summary of Fiscal Year 2016–17 Collections Reporting Template

Footnotes:

¹ Population data from the State of California, Department of Finance, E-1 State and County Population Estimates, January 1, 2016, and 2017.

² Excludes unfunded judgeships authorized under AB 159 (Stats. 2007, ch. 722). Positions are as of June 30, 2017.

³ Ending Balance is the value of outstanding delinquent fines, fees, forfeitures, penalties, and assessments, and may include victim restitution and other justice related reimbursements if the reporting program could not separate those balances.

⁴ The full report on the *18-month Statewide Infraction Amnesty Program* is available at www.courts.ca.gov/7466.htm.

This report contains information jointly reported by the court and county in the Judicial Council's *Collections Reporting Template*, under Penal Code section 1463.010.

**County of Orange and Superior Court of Orange County Collections Program
Summary of Fiscal Year 2016–17 Collections Reporting Template**

County Population¹: 3,194,024
**Authorized Judges/Commissioners²:
124/20.0**
Total Revenue Collected: \$34,512,029
Total Amount Discharged: \$0

Gross Recovery Rate: 82%
Success Rate: 67%
Ending Balance³: \$383,925,662
Total Amount Adjusted: \$39,639,655

Program Overview

The collection of delinquent court-ordered debt is a cooperative effort between the Superior Court of Orange County and the County of Orange. The court and county have a written Memorandum of Understanding (MOU) for their collections program. The program includes the following activities as reported in the *Collections Reporting Template*:

- An MOU with the Superior Court of Ventura County to provide collections services as part of an Intrabranh Collections Services Program;
- Contracts with the Franchise Tax Board’s Court-Ordered Debt (FTB-COD) and Interagency Intercept Collections (FTB-IIC) programs;
- Contracts with two private debt collectors;
- A comprehensive collections program that includes all 16 collection activity components;
- Internet, and credit and debit card payment options; and
- Meets 23 of the 25 recommended collections best practices; the following best practices are currently not being met: 10, and 12 (see Attachment 3).

Performance

Based on the financial data reported, the program collected a total of \$34,512,029 from 601,198 total delinquent cases, with collection costs of \$4,744,494. The ending balance of \$383,925,662 in delinquent court-ordered debt represents 527,084 delinquent cases, of which 88,892 were established in the reporting period. The program did not discharge delinquent debt from accountability for the reporting period.

These totals include data from the last nine months, July 1, 2016, through April 3, 2017, of the 18-month statewide traffic amnesty program established by Vehicle Code section 42008.8. A total of 3,382 cases participated in the amnesty program during the reporting period and individuals had their balances reduced 50 percent or 80 percent. In addition, 8,379 driver’s licenses were reinstated as a result of the amnesty program. For the nine-month period, \$565,971 was collected by the program with collection costs of \$156,751.⁴

For the reporting period, the program has an 82 percent Gross Recovery Rate (GRR), which exceeds the recommended 34 percent benchmark, and is 14 percentage points lower than the prior year. The program’s Success Rate (SR) of 67 percent exceeds the recommended 31 percent benchmark and is 24 percentage points lower than the prior year.

This report contains information jointly reported by the court and county in the Judicial Council’s *Collections Reporting Template*, under Penal Code section 1463.010.

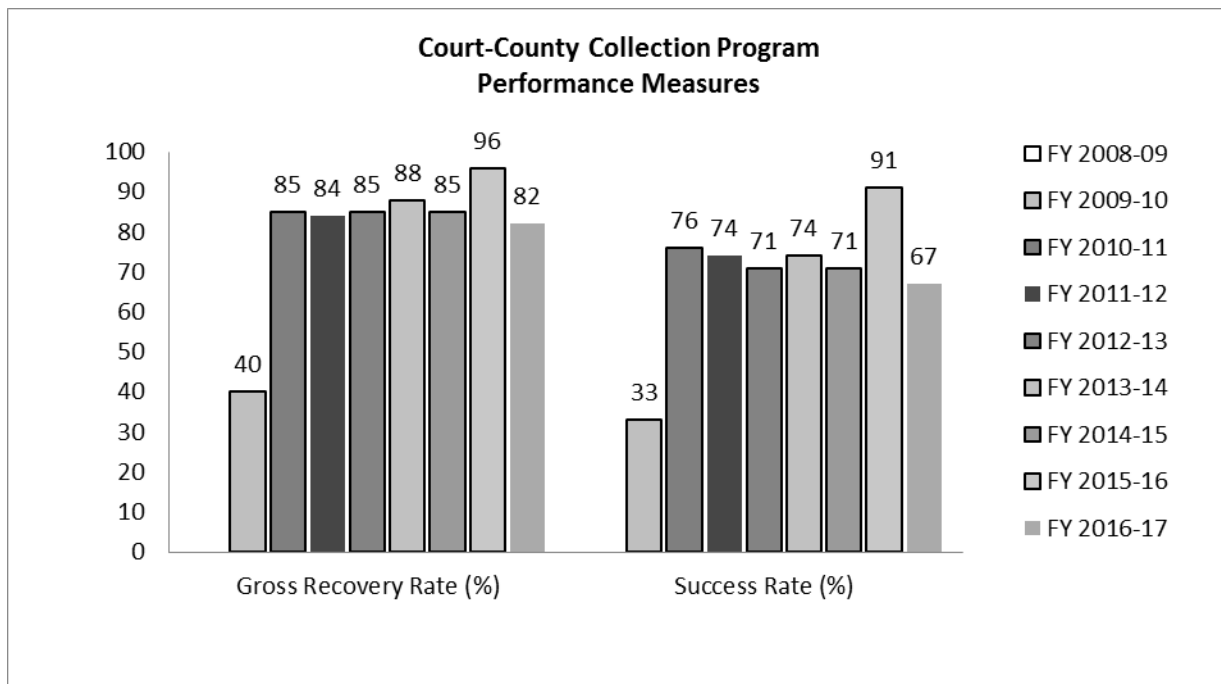
County of Orange and Superior Court of Orange County Collections Program Summary of Fiscal Year 2016–17 Collections Reporting Template

According to the Orange collections program, the decreases in the Gross Recovery Rate and Success Rate are largely attributed to the ongoing effects of the Statewide Traffic Amnesty Program, specifically, the numerous release of failure to pay driver's license holds, resulting in overall decrease in delinquent revenue collections, including an estimated \$930,000 loss in civil assessment revenue. In addition, newly implemented Rules of Court that take into consideration a defendant's ability to pay have resulted in decreased revenue, as compared to the prior year.

The table below shows the program's total delinquent revenue collected and the percentage increase or decrease from year to year for the past nine fiscal years:

2008-09	2009-10	2010-11	2011-12	2012-13	2013-14	2014-15	2015-16	2016-17
\$34,441,591	\$35,604,743	\$42,930,202	\$40,454,112	\$40,111,587	\$42,748,500	\$41,483,796	\$35,336,768	\$34,512,029
	3.4%	20.6%	-5.8%	-0.8%	6.6%	-3.0%	-14.8%	-2.3%

The chart below shows performance measures for the past nine fiscal years:



Note: The 2015–16 and 2016–17 GRR and SR calculations were likely impacted by balance adjustments to cases participating in the amnesty program. Performance rates excluding those adjustments are not provided, as programs were not required by statute to report segregated amnesty adjustments.

This report contains information jointly reported by the court and county in the Judicial Council's Collections Reporting Template, under Penal Code section 1463.010.

County of Orange and Superior Court of Orange County Collections Program Summary of Fiscal Year 2016–17 Collections Reporting Template

Footnotes:

¹ Population data from the State of California, Department of Finance, E-1 State and County Population Estimates, January 1, 2016, and 2017.

² Excludes unfunded judgeships authorized under AB 159 (Stats. 2007, ch. 722). Positions are as of June 30, 2017.

³ Ending Balance is the value of outstanding delinquent fines, fees, forfeitures, penalties, and assessments, and may include victim restitution and other justice related reimbursements if the reporting program could not separate those balances.

⁴ The full report on the *18-month Statewide Infraction Amnesty Program* is available at www.courts.ca.gov/7466.htm.

This report contains information jointly reported by the court and county in the Judicial Council's *Collections Reporting Template*, under Penal Code section 1463.010.

**County of Placer and Superior Court of Placer County Collections Program
Summary of Fiscal Year 2016–17 Collections Reporting Template**

County Population¹: 382,837
Authorized Judges/Commissioners²: 10/4.0
Total Revenue Collected: \$8,828,368
Total Amount Discharged: \$0

Gross Recovery Rate: 82%
Success Rate: 83%
Ending Balance³: \$116,151,558
Total Amount Adjusted: \$-726,884

Program Overview

The collection of delinquent court-ordered debt is a cooperative effort between the Superior Court of Placer County and the County of Placer. The court and county have a written Memorandum of Understanding (MOU) for their collections program. The program includes the following activities as reported in the *Collections Reporting Template*:

- Contracts with the Franchise Tax Board’s Court-Ordered Debt (FTB-COD) and Interagency Intercept Collections (FTB-IIC) programs;
- Contract with a private debt collector;
- A comprehensive collections program that includes 15 of the 16 collection activity components;
- Internet, and credit and debit card payment options; and
- Meets 24 of the 25 recommended collections best practices; the following best practice is currently not being met: 10 (see Attachment 3).

Performance

Based on the financial data reported, the program collected a total of \$8,828,368 from 228,985 total delinquent cases, with collection costs of \$2,379,068. The ending balance of \$116,151,558 in delinquent court-ordered debt represents 163,091 delinquent cases, of which 20,801 were established in the reporting period. The program did not discharge delinquent debt from accountability for the reporting period.

These totals include data from the last nine months, July 1, 2016, through April 3, 2017, of the 18-month statewide traffic amnesty program established by Vehicle Code section 42008.8. A total of 521 cases participated in the amnesty program during the reporting period and individuals had their balances reduced 50 percent or 80 percent. In addition, 0 individuals’ driver’s licenses were reinstated as a result of the amnesty program. For the nine-month period, \$41,256 was collected by the program with collection costs of \$52,901.⁴

For the reporting period, the program has an 82 percent Gross Recovery Rate (GRR), which exceeds the recommended 34 percent benchmark, and is 13 percentage points higher than the prior year. The program’s Success Rate (SR) of 83 percent exceeds the recommended 31 percent benchmark and is 11 percentage points higher than the prior year.

This report contains information jointly reported by the court and county in the Judicial Council’s *Collections Reporting Template*, under Penal Code section 1463.010.

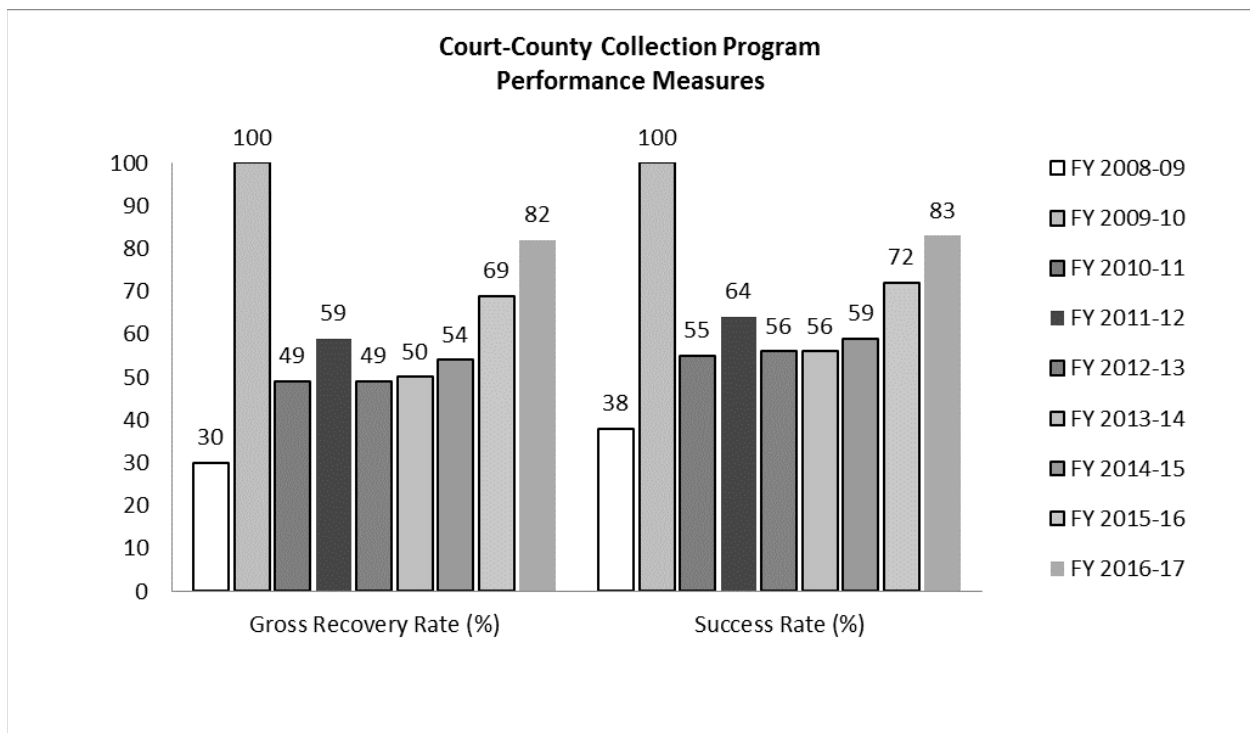
County of Placer and Superior Court of Placer County Collections Program Summary of Fiscal Year 2016–17 Collections Reporting Template

According to the Placer collections program, the increases in the Gross Recovery Rate and Success Rate are largely attributed to a comprehensive overhaul of the program’s collection strategies including new skip tracing tools, training for county collection agents, additional collection staff, and team-driven collection methodologies being implemented. In addition, the collections program reallocated outstanding account balances to a private collection agency.

The table below shows the program’s total delinquent revenue collected and the percentage increase or decrease from year to year for the past nine fiscal years:

2008-09	2009-10	2010-11	2011-12	2012-13	2013-14	2014-15	2015-16	2016-17
\$8,065,710	\$9,404,403	\$9,791,054	\$8,939,456	\$8,716,165	\$7,907,294	\$8,022,169	\$8,177,156	\$8,828,368
	16.6%	4.1%	-8.7%	-2.5%	-9.3%	1.5%	1.9%	8.0%

The chart below shows performance measures for the past nine fiscal years:



Note: The 2015–16 and 2016–17 GRR and SR calculations were likely impacted by balance adjustments to cases participating in the amnesty program. Performance rates excluding those adjustments are not provided, as programs were not required by statute to report segregated amnesty adjustments.

This report contains information jointly reported by the court and county in the Judicial Council’s Collections Reporting Template, under Penal Code section 1463.010.

County of Placer and Superior Court of Placer County Collections Program Summary of Fiscal Year 2016–17 Collections Reporting Template

Footnotes:

¹ Population data from the State of California, Department of Finance, E-1 State and County Population Estimates, January 1, 2016, and 2017.

² Excludes unfunded judgeships authorized under AB 159 (Stats. 2007, ch. 722). Positions are as of June 30, 2017.

³ Ending Balance is the value of outstanding delinquent fines, fees, forfeitures, penalties, and assessments, and may include victim restitution and other justice related reimbursements if the reporting program could not separate those balances.

⁴ The full report on the *18-month Statewide Infraction Amnesty Program* is available at www.courts.ca.gov/7466.htm.

This report contains information jointly reported by the court and county in the Judicial Council's *Collections Reporting Template*, under Penal Code section 1463.010.

**County of Plumas and Superior Court of Plumas County Collections Program
Summary of Fiscal Year 2016–17 Collections Reporting Template**

County Population¹: 19,819

Authorized Judges/Commissioners²: 2/0.3

Total Revenue Collected: \$462,308

Total Amount Discharged: \$0

Gross Recovery Rate: 68%

Success Rate: 62%

Ending Balance³: \$3,513,538

Total Amount Adjusted: \$146,293

Program Overview

The collection of delinquent court-ordered debt is a cooperative effort between the Superior Court of Plumas County and the County of Plumas. The court and county have a written Memorandum of Understanding (MOU) for their collections program. The program includes the following activities as reported in the *Collections Reporting Template*:

- An MOU with the Superior Court of Ventura County to provide collections services as part of an Intrabranch Collections Services Program;
- Contracts with the Franchise Tax Board’s Court-Ordered Debt (FTB-COD) and Interagency Intercept Collections (FTB-IIC) programs;
- Contract with a private debt collector;
- A comprehensive collections program that includes all 16 collection activity components;
- Internet, and credit and debit card payment options; and
- Meets 24 of the 25 recommended collections best practices; the following best practice is currently not being met: 14 (see Attachment 3).

Performance

Based on the financial data reported, the program collected a total of \$462,308 from 7,029 total delinquent cases, with collection costs of \$52,913. The ending balance of \$3,513,538 in delinquent court-ordered debt represents 1,967 delinquent cases, of which 3,567 were established in the reporting period. The program did not discharge delinquent debt from accountability for the reporting period.

These totals include data from the last nine months, July 1, 2016, through April 3, 2017, of the 18-month statewide traffic amnesty program established by Vehicle Code section 42008.8. A total of 41 cases participated in the amnesty program during the reporting period and individuals had their balances reduced 50 percent or 80 percent. In addition, 9 driver’s licenses were reinstated as a result of the amnesty program. For the nine-month period, \$13,623 was collected by the program with collection costs of \$2,335.⁴

For the reporting period, the program has a 68 percent Gross Recovery Rate (GRR), which exceeds the recommended 34 percent benchmark, and is 95 percentage points lower than the prior year. The program’s Success Rate (SR) of 62 percent exceeds the recommended 31 percent benchmark and is 120 percentage points lower than the prior year.

This report contains information jointly reported by the court and county in the Judicial Council’s *Collections Reporting Template*, under Penal Code section 1463.010.

County of Plumas and Superior Court of Plumas County Collections Program Summary of Fiscal Year 2016–17 Collections Reporting Template

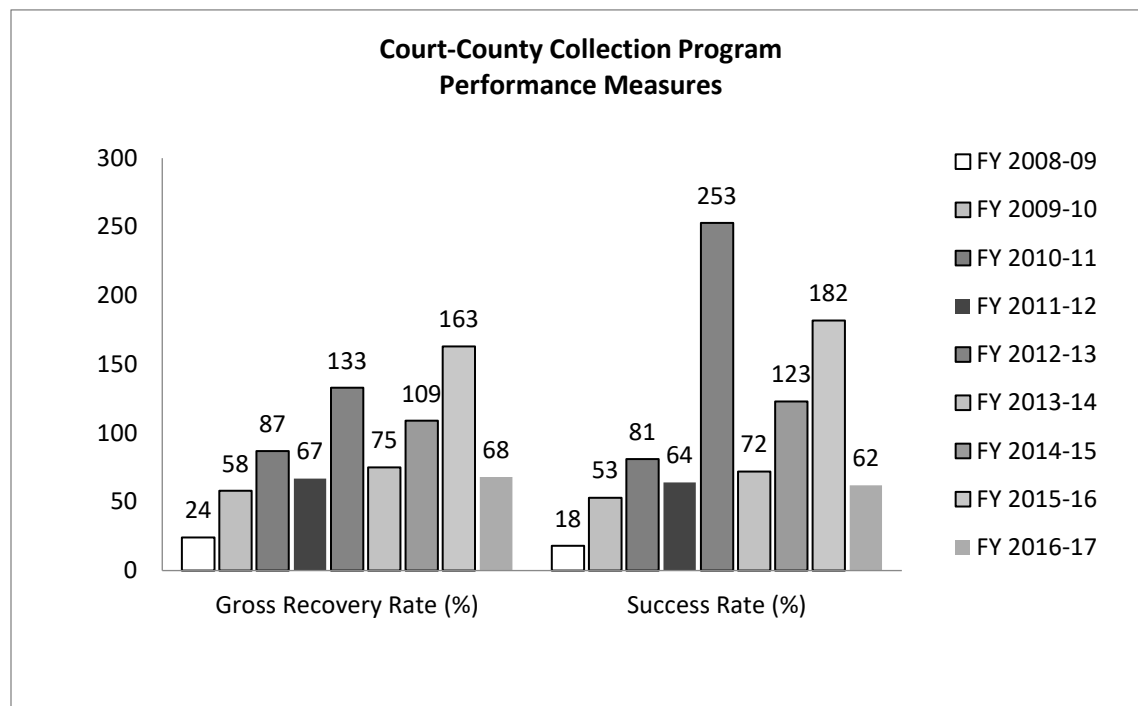
According to the Plumas collections program, the Gross Recovery Rate and Success Rate are not a true reflection of performance, as it pertains to the programs' collection efforts, because the county is unable to separate current and delinquent cases in their accounting system.

This report includes new case referrals to the intrabranch program; the court entered into a contract with Ventura Court for collection services during the reporting period.

The table below shows the program's total delinquent revenue collected and the percentage increase or decrease from year to year for the past nine fiscal years:

2008-09	2009-10	2010-11	2011-12	2012-13	2013-14	2014-15	2015-16	2016-17
\$175,612	\$374,618	\$634,216	\$568,866	\$452,947	\$488,894	\$446,500	\$632,103	\$462,308
	113.3%	69.3%	-10.3%	-20.4%	7.9%	-8.7%	41.6%	-26.9%

The chart below shows performance measures for the past nine fiscal years:



Note: The 2015–16 and 2016–17 GRR and SR calculations were likely impacted by balance adjustments to cases participating in the amnesty program. Performance rates excluding those adjustments are not provided, as programs were not required by statute to report segregated amnesty adjustments.

This report contains information jointly reported by the court and county in the Judicial Council's Collections Reporting Template, under Penal Code section 1463.010.

County of Plumas and Superior Court of Plumas County Collections Program Summary of Fiscal Year 2016–17 Collections Reporting Template

Footnotes:

¹ Population data from the State of California, Department of Finance, E-1 State and County Population Estimates, January 1, 2016, and 2017.

² Excludes unfunded judgeships authorized under AB 159 (Stats. 2007, ch. 722). Positions are as of June 30, 2017.

³ Ending Balance is the value of outstanding delinquent fines, fees, forfeitures, penalties, and assessments, and may include victim restitution and other justice related reimbursements if the reporting program could not separate those balances.

⁴ The full report on the *18-month Statewide Infraction Amnesty Program* is available at www.courts.ca.gov/7466.htm.

This report contains information jointly reported by the court and county in the Judicial Council's *Collections Reporting Template*, under Penal Code section 1463.010.

County of Riverside and Superior Court of Riverside County Collections Program Summary of Fiscal Year 2016–17 Collections Reporting Template

County Population¹: 2,384,783

Authorized Judges/Commissioners²: 62/14.0

Total Revenue Collected: \$57,153,356

Total Amount Discharged: \$18,468,979

Gross Recovery Rate: 96%

Success Rate: 93%

Ending Balance³: \$471,299,885

Total Amount Adjusted: \$22,161,156

Program Overview

The collection of delinquent court-ordered debt is a cooperative effort between the Superior Court of Riverside County and the County of Riverside. The court and county have a written Memorandum of Understanding (MOU) for their collections program. The program includes the following activities as reported in the *Collections Reporting Template*:

- Contracts with the Franchise Tax Board’s Court-Ordered Debt (FTB-COD) and Interagency Intercept Collections (FTB-IIC) programs;
- Contracts with three private debt collectors;
- A comprehensive collections program that includes all 16 collection activity components;
- Internet, and credit and debit card payment options; and
- Meets 24 of the 25 recommended collections best practices; the following best practice is currently not being met: 25 (see Attachment 3).

Performance

Based on the financial data reported, the program collected a total of \$57,153,356 from 647,572 total delinquent cases, with collection costs of \$9,148,647. The ending balance of \$471,299,885 in delinquent court-ordered debt represents 462,394 delinquent cases, of which 178,247 were established in the reporting period. As authorized by Government Code sections 25257 through 25259.95, the program discharged delinquent cases deemed uncollectible, with a total value of \$18,468,979 for the reporting period.

These totals include data from the last nine months, July 1, 2016, through April 3, 2017, of the 18-month statewide traffic amnesty program established by Vehicle Code section 42008.8. A total of 6,093 cases participated in the amnesty program during the reporting period and individuals had their balances reduced 50 percent or 80 percent. In addition, 7,615 individuals’ driver’s licenses were reinstated as a result of the amnesty program. For the nine-month period, \$666,884 was collected by the program with collection costs of \$379,367.⁴

For the reporting period, the program has a 96 percent Gross Recovery Rate (GRR), which exceeds the recommended 34 percent benchmark, and is 2 percentage points lower than the prior year. The program’s Success Rate (SR) of 93 percent exceeds the recommended 31 percent benchmark and is 5 percentage points lower than the prior year.

This report contains information jointly reported by the court and county in the Judicial Council’s *Collections Reporting Template*, under Penal Code section 1463.010.

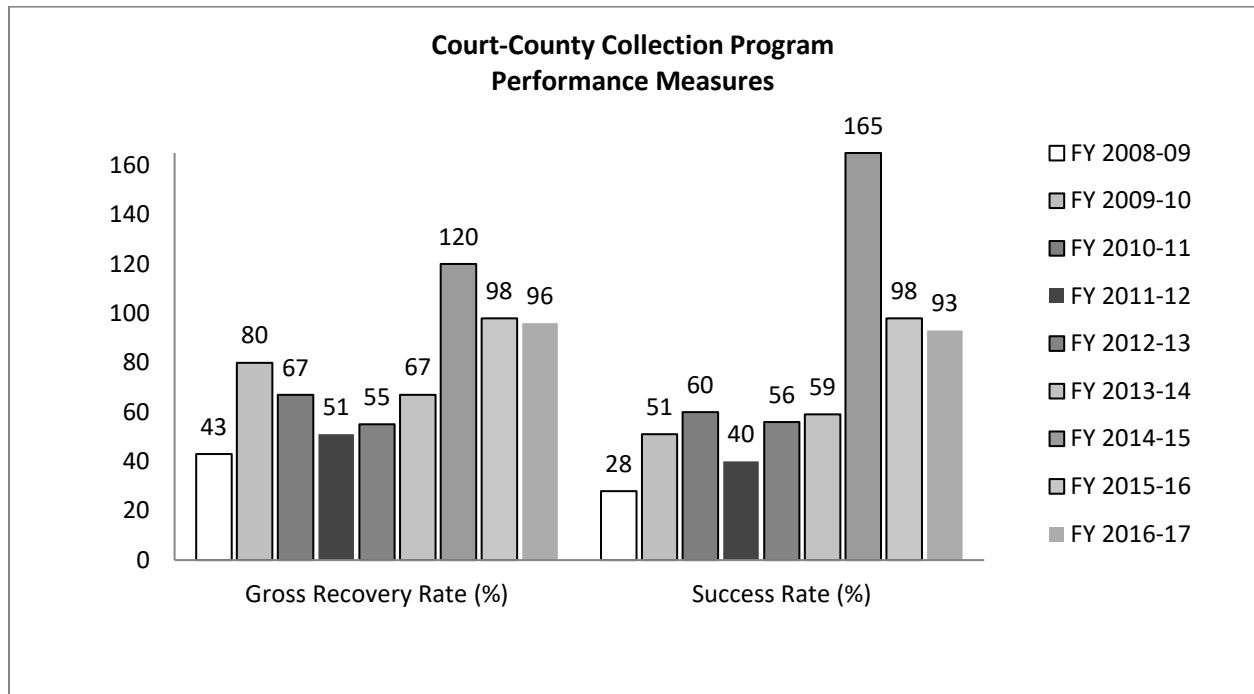
County of Riverside and Superior Court of Riverside County Collections Program Summary of Fiscal Year 2016–17 Collections Reporting Template

According to the Riverside collections program, the high Gross Recovery Rate demonstrates the court's ability to resolve delinquent court-ordered debt, including the discharge of \$18 million, allowing the court's collection program to focus on court-ordered debt that can be more effectively collected. The Success Rate reflects the high amount of revenue collected on delinquent court-ordered debt relative to the total delinquent accounts established or referred during this period to three private vendors (the court entered into an agreement with third vendor on November 2016).

The table below shows the program’s total delinquent revenue collected and the percentage increase or decrease from year to year for the past nine fiscal years:

2008-09	2009-10	2010-11	2011-12	2012-13	2013-14	2014-15	2015-16	2016-17
\$19,654,530	\$47,229,174	\$66,823,713	\$52,348,972	\$55,939,383	\$64,199,121	\$63,722,561	\$57,258,970	\$57,153,356
	140.3%	41.5%	-21.7%	6.9%	14.8%	-0.7%	-10.1%	-0.2%

The chart below shows performance measures for the past nine fiscal years:



Note: The 2015–16 and 2016–17 GRR and SR calculations were likely impacted by balance adjustments to cases participating in the amnesty program. Performance rates excluding those adjustments are not provided, as programs were not required by statute to report segregated amnesty adjustments. If you exclude the \$18,468,979 in uncollectible debt that was discharged

This report contains information jointly reported by the court and county in the Judicial Council’s Collections Reporting Template, under Penal Code section 1463.010.

County of Riverside and Superior Court of Riverside County Collections Program Summary of Fiscal Year 2016–17 Collections Reporting Template

from accountability for 2016–17, the Gross Recovery Rate is 78 percent and the Success Rate is 71 percent.

Footnotes:

¹ Population data from the State of California, Department of Finance, E-1 State and County Population Estimates, January 1, 2016, and 2017.

² Excludes unfunded judgeships authorized under AB 159 (Stats. 2007, ch. 722). Positions are as of June 30, 2017.

³ Ending Balance is the value of outstanding delinquent fines, fees, forfeitures, penalties, and assessments, and may include victim restitution and other justice related reimbursements if the reporting program could not separate those balances.

⁴ The full report on the *18-month Statewide Infraction Amnesty Program* is available at www.courts.ca.gov/7466.htm.

This report contains information jointly reported by the court and county in the Judicial Council's *Collections Reporting Template*, under Penal Code section 1463.010.

**County of Sacramento and Superior Court of Sacramento County Collections Program
Summary of Fiscal Year 2016–17 Collections Reporting Template**

County Population¹: 1,514,770

Gross Recovery Rate: 205%

Authorized Judges/Commissioners²: 63/3.0

Success Rate: 0%

Total Revenue Collected: \$25,150,771

Ending Balance³: \$294,339,768

Total Amount Discharged: \$0

Total Amount Adjusted: \$120,416,681

Program Overview

The collection of delinquent court-ordered debt is a cooperative effort between the Superior Court of Sacramento County and the County of Sacramento. The court and county have a written Memorandum of Understanding (MOU) for their collections program. The program includes the following activities as reported in the *Collections Reporting Template*:

- Contracts with the Franchise Tax Board’s Court-Ordered Debt (FTB-COD) and Interagency Intercept Collections (FTB-IIC) programs;
- Contract with a private debt collector;
- A comprehensive collections program that includes all 16 collection activity components;
- Internet, and credit and debit card payment options; and
- Meets all 25 of the recommended collections best practices (see Attachment 3).

Performance

Based on the financial data reported, the program collected a total of \$25,150,771 from 592,557 total delinquent cases, with collection costs of \$6,526,100. The ending balance of \$294,339,768 in delinquent court-ordered debt represents 425,976 delinquent cases, of which 101,403 were established in the reporting period. The program did not discharge delinquent debt from accountability for the reporting period.

These totals include data from the last nine months, July 1, 2016, through April 3, 2017, of the 18-month statewide traffic amnesty program established by Vehicle Code section 42008.8. A total of 8,191 cases participated in the amnesty program during the reporting period and individuals had their balances reduced 50 percent or 80 percent. In addition, 18,153 driver’s licenses were reinstated as a result of the amnesty program. For the nine-month period, \$776,586 was collected by the program with collection costs of \$333,779.⁴

For the reporting period, the program has a 205 percent Gross Recovery Rate (GRR), which exceeds the recommended 34 percent benchmark, and is 128 percentage points higher than the prior year. The program’s Success Rate (SR) of 0 percent does not exceed the recommended 31 percent benchmark and is 63 percentage points lower than the prior year.

This report contains information jointly reported by the court and county in the Judicial Council’s *Collections Reporting Template*, under Penal Code section 1463.010.

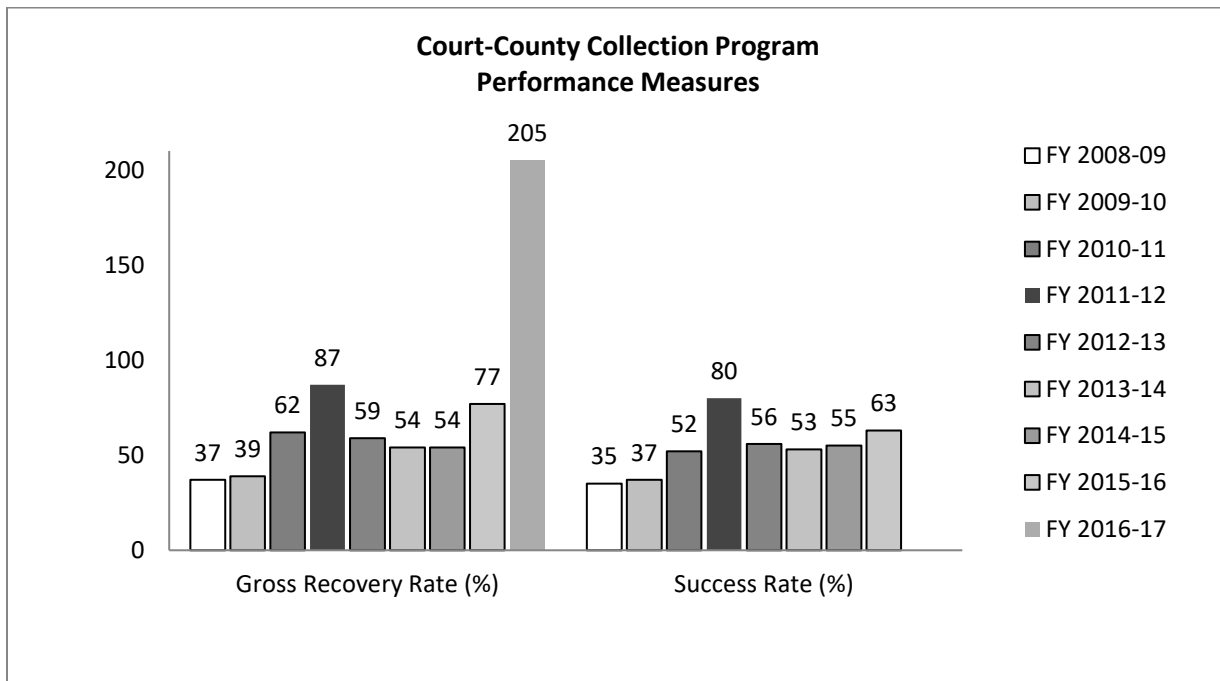
County of Sacramento and Superior Court of Sacramento County Collections Program Summary of Fiscal Year 2016–17 Collections Reporting Template

According to the Sacramento collections program, the Gross Recovery Rate is largely attributed to the increase in adjustments as the court works to dismiss uncollectable cases returned by the county and private vendor. Similarly, the zero Success Rate for the period is also a direct result of the significant increase in adjustments. The inclusion of adjustment numbers in both rate calculations greatly contributes to the resulting greater than 100 percent Recovery Rate and zero Success Rate. The court is working to transition onto a new case management system and concurrently is working to eliminate a large number of uncollectable accounts. During the reporting period the final nine months of the Statewide Traffic Amnesty Program continued to negatively affect collections.

The table below shows the program’s total delinquent revenue collected and the percentage increase or decrease from year to year for the past nine fiscal years:

2008-09	2009-10	2010-11	2011-12	2012-13	2013-14	2014-15	2015-16	2016-17
\$28,345,618	\$27,533,711	\$30,533,735	\$29,216,733	\$31,262,364	\$32,140,445	\$30,608,000	\$29,429,423	\$25,150,771
	-2.9%	10.9%	-4.3%	7.0%	2.8%	-4.8%	-3.9%	-14.5%

The chart below shows performance measures for the past nine fiscal years:



This report contains information jointly reported by the court and county in the Judicial Council’s Collections Reporting Template, under Penal Code section 1463.010.

County of Sacramento and Superior Court of Sacramento County Collections Program Summary of Fiscal Year 2016–17 Collections Reporting Template

Note: The 2015–16 and 2016–17 GRR and SR calculations were likely impacted by balance adjustments to cases participating in the amnesty program. Performance rates excluding those adjustments are not provided, as programs were not required by statute to report segregated amnesty adjustments.

Footnotes:

¹ Population data from the State of California, Department of Finance, E-1 State and County Population Estimates, January 1, 2016, and 2017.

² Excludes unfunded judgeships authorized under AB 159 (Stats. 2007, ch. 722). Positions are as of June 30, 2017.

³ Ending Balance is the value of outstanding delinquent fines, fees, forfeitures, penalties, and assessments, and may include victim restitution and other justice related reimbursements if the reporting program could not separate those balances.

⁴ The full report on the *18-month Statewide Infraction Amnesty Program* is available at www.courts.ca.gov/7466.htm.

This report contains information jointly reported by the court and county in the Judicial Council's *Collections Reporting Template*, under Penal Code section 1463.010.

**County of San Benito and Superior Court of San Benito County Collections Program
Summary of Fiscal Year 2016–17 Collections Reporting Template**

County Population¹: 56,854

Authorized Judges/Commissioners²: 2/0.3

Total Revenue Collected: \$325,437

Total Amount Discharged: \$0

Gross Recovery Rate: 54%

Success Rate: 53%

Ending Balance³: \$5,935,915

Total Amount Adjusted: \$20,888

Program Overview

The collection of delinquent court-ordered debt is a cooperative effort between the Superior Court of San Benito County and the County of San Benito. The court and county have a written Memorandum of Understanding (MOU) for their collections program. The program includes the following activities as reported in the *Collections Reporting Template*:

- Contracts with the Franchise Tax Board’s Court-Ordered Debt (FTB-COD) and Interagency Intercept Collections (FTB-IIC) programs;
- Contract with a private debt collector;
- A comprehensive collections program that includes 12 of the 16 collection activity components;
- Internet, and credit and debit card payment options; and
- Meets 16 of the 25 recommended collections best practices; the following best practices are currently not being met: 2, 5, 10, 12, 13, 14, 18, 19, and 21 (see Attachment 3).

Performance

Based on the financial data reported, the program collected a total of \$325,437 from 3,896 total delinquent cases, with collection costs of \$48,695. The ending balance of \$5,935,915 in delinquent court-ordered debt represents 1,401 delinquent cases, of which 488 were established in the reporting period. The program did not discharge delinquent debt from accountability for the reporting period.

These totals include data from the last nine months, July 1, 2016, through April 3, 2017, of the 18-month statewide traffic amnesty program established by Vehicle Code section 42008.8. A total of 45 cases participated in the amnesty program during the reporting period and individuals had their balances reduced 50 percent or 80 percent. In addition, 37 driver’s licenses were reinstated as a result of the amnesty program. For the nine-month period, \$9,650 was collected by the program with collection costs of \$1,350.⁴

For the reporting period, the program has a 54 percent Gross Recovery Rate (GRR), which exceeds the recommended 34 percent benchmark, and is 40 percentage points lower than the prior year. The program’s Success Rate (SR) of 53 percent exceeds the recommended 31 percent benchmark and is 40 percentage points lower than the prior year.

This report contains information jointly reported by the court and county in the Judicial Council’s *Collections Reporting Template*, under Penal Code section 1463.010.

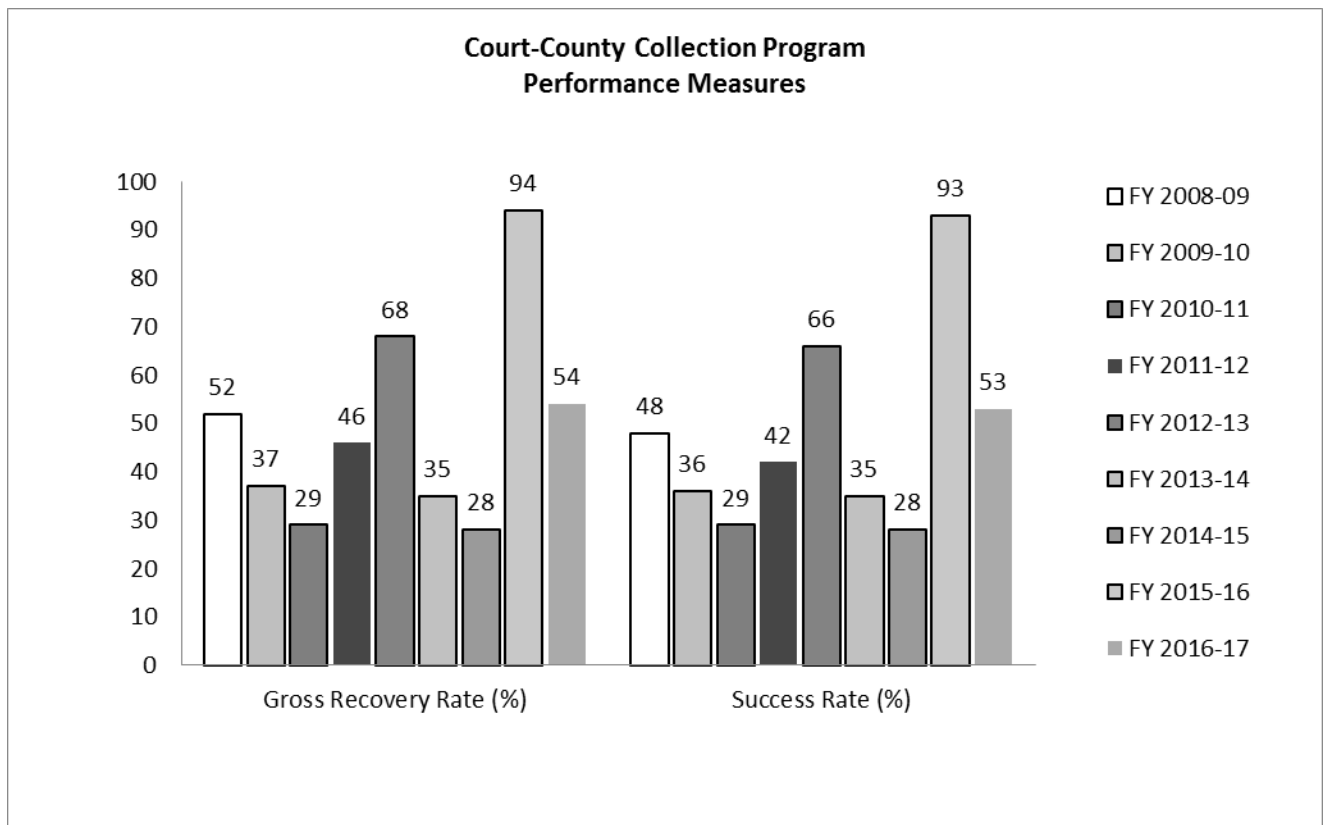
County of San Benito and Superior Court of San Benito County Collections Program Summary of Fiscal Year 2016–17 Collections Reporting Template

According to the San Benito collections program, the decreases in the Gross Recovery Rate and Success Rate represent the more characteristic recovery rates experienced prior to the last year’s collection period, which was uncharacteristically high. The return to more characteristic recovery rates is due to the clearing of a back-log of cases that qualified for FTB-COD referral.

The table below shows the program’s total delinquent revenue collected and the percentage increase or decrease from year to year for the past nine fiscal years:

2008-09	2009-10	2010-11	2011-12	2012-13	2013-14	2014-15	2015-16	2016-17
\$418,201	\$360,998	\$412,116	\$408,394	\$310,622	\$290,284	\$342,591	\$311,659	\$325,437
	-13.7%	14.2%	-0.9%	-23.9%	-6.5%	18.0%	-9.0%	4.4%

The chart below shows performance measures for the past nine fiscal years:



Note: The 2015–16 and 2016–17 GRR and SR calculations were likely impacted by balance adjustments to cases participating in the amnesty program. Performance rates excluding those

This report contains information jointly reported by the court and county in the Judicial Council’s Collections Reporting Template, under Penal Code section 1463.010.

**County of San Benito and Superior Court of San Benito County Collections Program
Summary of Fiscal Year 2016–17 Collections Reporting Template**

adjustments are not provided, as programs were not required by statute to report segregated amnesty adjustments.

Footnotes:

¹ Population data from the State of California, Department of Finance, E-1 State and County Population Estimates, January 1, 2016, and 2017.

² Excludes unfunded judgeships authorized under AB 159 (Stats. 2007, ch. 722). Positions are as of June 30, 2017.

³ Ending Balance is the value of outstanding delinquent fines, fees, forfeitures, penalties, and assessments, and may include victim restitution and other justice related reimbursements if the reporting program could not separate those balances.

⁴ The full report on the *18-month Statewide Infraction Amnesty Program* is available at www.courts.ca.gov/7466.htm.

This report contains information jointly reported by the court and county in the Judicial Council's *Collections Reporting Template*, under Penal Code section 1463.010.

**County of San Bernardino and Superior Court of San Bernardino County Collections Program
Summary of Fiscal Year 2016–17 Collections Reporting Template**

County Population¹: 2,160,256

Gross Recovery Rate: 49%

Authorized Judges/Commissioners²: 71/15.0

Success Rate: 48%

Total Revenue Collected: \$35,872,679

Ending Balance³: \$384,028,917

Total Amount Discharged: \$0

Total Amount Adjusted: \$1,589,894

Program Overview

The collection of delinquent court-ordered debt is a cooperative effort between the Superior Court of San Bernardino County and the County of San Bernardino. The court and county have a written Memorandum of Understanding (MOU) for their collections program. The program includes the following activities as reported in the *Collections Reporting Template*:

- Contracts with the Franchise Tax Board’s Court-Ordered Debt (FTB-COD) and Interagency Intercept Collections (FTB-IIC) programs;
- A comprehensive collections program that includes 14 of the 16 collection activity components;
- Internet, and credit and debit card payment options; and
- Meets 20 of the 25 recommended collections best practices; the following best practices are currently not being met: 14, 21, 22, 23, and 25 (see Attachment 3).

Performance

Based on the financial data reported, the program collected a total of \$35,872,679 from 453,970 total delinquent cases, with collection costs of \$5,452,170. The ending balance of \$384,028,917 in delinquent court-ordered debt represents 428,872 delinquent cases, of which 69,727 were established in the reporting period. The program did not discharge delinquent debt from accountability for the reporting period.

These totals include data from the last nine months, July 1, 2016, through April 3, 2017, of the 18-month statewide traffic amnesty program established by Vehicle Code section 42008.8. A total of 7,643 cases participated in the amnesty program during the reporting period and individuals had their balances reduced 50 percent or 80 percent. In addition, 2,302 driver’s licenses were reinstated as a result of the amnesty program. For the nine-month period, \$562,465 was collected by the program with collection costs of \$96,246.⁴

For the reporting period, the program has a 49 percent Gross Recovery Rate (GRR), which exceeds the recommended 34 percent benchmark, and is 28 percentage points lower than the prior year. The program’s Success Rate (SR) of 48 percent exceeds the recommended 31 percent benchmark and is 27 percentage points lower than the prior year.

According to the San Bernardino collections program, the decreases in the Gross Recovery Rate and Success Rate are largely attributed to an 88 percent increase in the value of cases established

This report contains information jointly reported by the court and county in the Judicial Council’s *Collections Reporting Template*, under Penal Code section 1463.010.

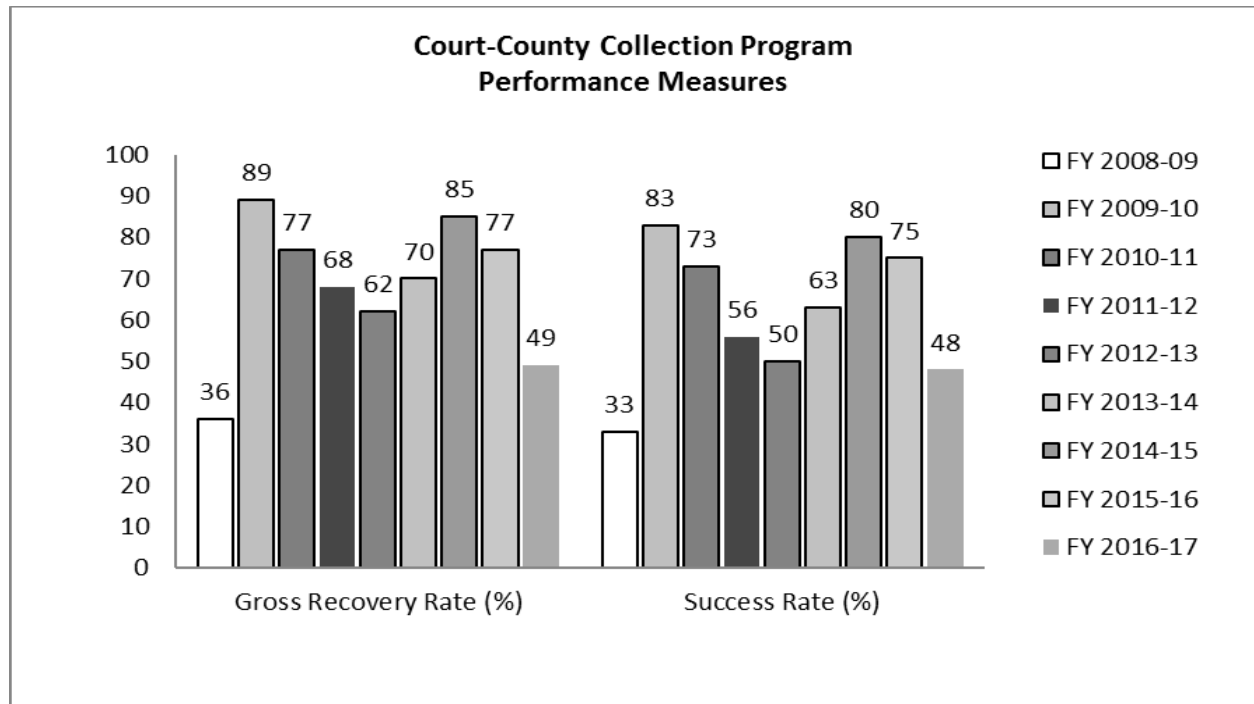
**County of San Bernardino and Superior Court of San Bernardino County Collections Program
Summary of Fiscal Year 2016–17 Collections Reporting Template**

or referred to collections, from \$40,268,721 to \$75,705,345, during the reporting period. Due to implementation issues with the new case management system, new delinquent cases were not referred to collections between February 2016 and April 2017. This backlog was caught up between April and June 2017, causing a significant spike in referrals. The overall trend of referrals and collections were down, and performance as measured by the Gross Recovery Rate and Success Rate decreased.

The table below shows the program’s total delinquent revenue collected and the percentage increase or decrease from year to year for the past nine fiscal years:

2008-09	2009-10	2010-11	2011-12	2012-13	2013-14	2014-15	2015-16	2016-17
\$37,250,568	\$41,533,321	\$37,203,174	\$33,740,843	\$35,908,079	\$31,155,744	\$29,018,809	\$27,961,604	\$35,872,679
	11.5%	-10.4%	-9.3%	6.4%	-13.2%	-6.9%	-3.6%	28.3%

The chart below shows performance measures for the past nine fiscal years:



This report contains information jointly reported by the court and county in the Judicial Council’s Collections Reporting Template, under Penal Code section 1463.010.

**County of San Bernardino and Superior Court of San Bernardino County Collections Program
Summary of Fiscal Year 2016–17 Collections Reporting Template**

Note: The 2015–16 and 2016–17 GRR and SR calculations were likely impacted by balance adjustments to cases participating in the amnesty program. Performance rates excluding those adjustments are not provided, as programs were not required by statute to report segregated amnesty adjustments.

Footnotes:

¹ Population data from the State of California, Department of Finance, E-1 State and County Population Estimates, January 1, 2016, and 2017.

² Excludes unfunded judgeships authorized under AB 159 (Stats. 2007, ch. 722). Positions are as of June 30, 2017.

³ Ending Balance is the value of outstanding delinquent fines, fees, forfeitures, penalties, and assessments, and may include victim restitution and other justice related reimbursements if the reporting program could not separate those balances.

⁴ The full report on the *18-month Statewide Infraction Amnesty Program* is available at www.courts.ca.gov/7466.htm.

This report contains information jointly reported by the court and county in the Judicial Council's *Collections Reporting Template*, under Penal Code section 1463.010.

County of San Diego and Superior Court of San Diego County Collections Program Summary of Fiscal Year 2016–17 Collections Reporting Template

County Population¹: 3,316,192

Authorized Judges/Commissioners²: 134/20.0

Total Revenue Collected: \$53,981,719

Total Amount Discharged: \$92,910,519

Gross Recovery Rate: 130%

Success Rate: 329%

Ending Balance³: \$759,874,593

Total Amount Adjusted: \$15,037,450

Program Overview

The collection of delinquent court-ordered debt is a cooperative effort between the Superior Court of San Diego County and the County of San Diego. The court and county have a written Memorandum of Understanding (MOU) for their collections program. The program includes the following activities as reported in the *Collections Reporting Template*:

- Contracts with the Franchise Tax Board's Court-Ordered Debt (FTB-COD) and Interagency Intercept Collections (FTB-IIC) programs;
- Contract with a private debt collector;
- A comprehensive collections program that includes all 16 collection activity components;
- Internet, and credit and debit card payment options; and
- Meets all 25 of the recommended collections best practices (see Attachment 3).

Performance

Based on the financial data reported, the program collected a total of \$53,981,719 from 1,481,170 total delinquent cases, with collection costs of \$6,769,420. The ending balance of \$759,874,593 in delinquent court-ordered debt represents 1,078,031 delinquent cases, of which 259,122 were established in the reporting period. As authorized by Government Code sections 25257 through 25259.95, the program discharged delinquent cases deemed uncollectible, with a total value of \$92,910,519 for the reporting period.

These totals include data from the last nine months, July 1, 2016, through April 3, 2017, of the 18-month statewide traffic amnesty program established by Vehicle Code section 42008.8. During the reporting period, a total of 3,569 cases had balances reduced by 50 percent or 80 percent and 5,580 abstracts to release license holds were sent to the DMV as a result of the amnesty program. For the nine-month period, \$249,280 was collected by the program with collection costs of \$91,657.⁴

For the reporting period, the program has a 130 percent Gross Recovery Rate (GRR), which exceeds the recommended 34 percent benchmark, and is 36 percentage points lower than the prior year.⁵ The program's Success Rate (SR) of 329 percent exceeds the recommended 31 percent benchmark and is 754 percentage points higher than the prior year.⁵ However, due to the limitation set on the Collections Reporting Template, the program's Success Rate was not shown in the prior year.

This report contains information jointly reported by the court and county in the Judicial Council's *Collections Reporting Template*, under Penal Code section 1463.010.

County of San Diego and Superior Court of San Diego County Collections Program Summary of Fiscal Year 2016–17 Collections Reporting Template

According to the San Diego collections program, the decrease in the Gross Recovery Rate and increase in Success Rate are largely attributed to the discharge from accountability that was processed and the correction to the manner in which the FTB-COD transfers are reported.

Court:

As mentioned in the 2014-15 report, the Court had not processed a Discharge from Accountability for at least 5 years prior to 2014-15. Therefore, the Court is continuing to process a Discharge from Accountability for cases that would have been eligible for discharge during those years. As such, the volume of cases discharged, totaling \$92,910,519, during 2016-17 is substantial for an individual year and is only a 7.4% decrease from last year's discharge of \$100,362,574. Therefore, the Court's Gross Recovery Rate decreased by 33% from 168% to 135%. However, the Court's Success Rate increased by 965% from -435% to 530%. Although the Court's collections decreased by 11.8% (\$53,532,648 in 2015-16 to \$47,202,670 2016-17), there was also a decrease in discharge along with an 11.4% decrease in adjustments and an increase in referrals by 13.3% (\$96,191,357 in 2015-2016 to \$109,020,710 in 2016-17) due to the correction in reporting transfers to and from the FTB COD Program. If the Court had not processed a discharge in 2016-17, the Gross Recovery Rate and Success Rate would have been 50% and 46%, respectively. The Court intends to maintain this Best Practice of processing a Discharge from Accountability on a regular basis. This will allow the Court to portray a more accurate Gross Recovery Rate and Success Rate for an individual year and provide comparable rates across fiscal years.

The Statewide Traffic Amnesty Program, which began in October 1, 2015 and ended on April 3, 2017, with more participants during the second half of the program may have contributed to the Court's 11.8% decrease in collections for 2016-17. There has been \$2,143,740 in adjustments (including civil assessment reductions) for amnesty cases that were eligible for a reduction.

Additionally, AB2839 became effective January 1, 2017 which may have also contributed to the Court's 11.8% decrease in collections for 2016-17. The most notable change is the manner in which custody credits are applied to a case. This change results in a bigger benefit to the defendant in that the credits are calculated off of the base fine and then a reduction to penalty assessments by the same percentage.

County:

The Office of Revenue and Recovery (ORR) Gross Recovery Rate and Success Rate for the 2016-17 were 95% and 91%. We experienced a reduction in referrals from 2015-16 to 2016-17 of \$1,752,194 (Previous Year = \$17,064,520; Current Year = \$15,312,326). While annual referrals declined by 10.27%, annual delinquent collections were only adversely impacted by less than 2% or \$137,090 (Previous Year = \$6,916,139 Current Year = 6,779,049). Despite reductions in referrals and collections, annual delinquent collections as a percentage of annual referrals increased from 40.53% (6,916,139/17,064,520) in 2015-16 to 44.27%

This report contains information jointly reported by the court and county in the Judicial Council's Collections Reporting Template, under Penal Code section 1463.010.

County of San Diego and Superior Court of San Diego County Collections Program Summary of Fiscal Year 2016–17 Collections Reporting Template

(6,779,049/15,312,326) in 2016-17, an improvement of 9% (3.74/40.53). COSD-ORR has experienced a reduction in referrals for juvenile delinquency cases in 2016-17 in the amount of \$1,183,312. i.e. 67.5% of the total reduction in referrals (1,183,312/1,752,194). This downward trend is due to the trend set by the July 2015 State Appeals court which ruled that Proposition 47 applies equally to juveniles as well as adults. The remaining downward trend for adult court ordered fee referrals is similar to the reduction of the prior fiscal year and per information reported by SANDAG may be attributed to the effects of Proposition 47 and violent and property crimes being at a 35-year historical low in the San Diego region.

In 2016-17, ORR continued to lead the "SB1210 Workgroup" and joined in the Public Safety Group's recommendation to the Board of Supervisors designating ORR to be the partner collection agent authorized to collect from the realignment population accounts. The Board approved the recommendation on April 25, 2017. The County is currently in the process of establishing a pilot program with collaboration between the Sheriff's department, Probation and the Office of Revenue and Recovery to establish a workflow for collections of Victim restitution orders and fines from the realignment population.

In 2016-17, the County formally discharged aged accounts that had been identified in the 2015-2016 report and had been factored into the 2015-2016 calculation of Success Rate and Gross Recovery Rate as Adjustments. The County's Auditor and Controller discharged \$10,933,757 of the originally reported \$11,879,066 for 2015-16 on June 29, 2017. The variance between the 2 amounts is due to payments from escrow, expungements and reactivated accounts during 2016-2017. Since these discharged accounts had already been included in the 2015-16 Gross Recovery and Success rates, the County did not include the discharged amounts in this year's calculations. Pursuant to Government Code sections 25259 and 25259.5 and the San Diego County Administrative Code 69, and under the authority of the Board of Supervisors, the County established a Discharge of Accountability procedure independent from the Courts. Going forward, the County will process an annual discharge of accountability to be reported on the Discharge column of the Annual Financial Report of the Collections Reporting Template, and factored into the Success and Gross Recovery Rates.

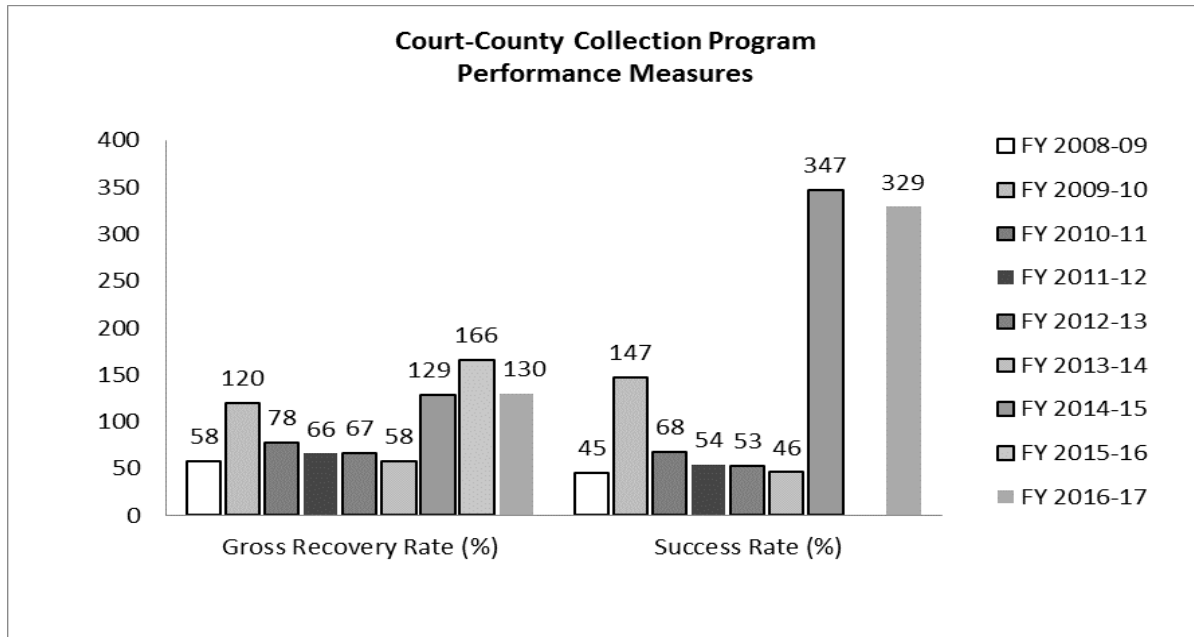
The table below shows the program's total delinquent revenue collected and the percentage increase or decrease from year to year for the past five fiscal years:

2012-13	2013-14	2014-15	2015-16 ⁶	2016-17
\$52,635,647	\$56,269,763	\$60,156,530	\$ 60,448,787	\$53,981,719
	6.9%	6.9%	0.5%	-10.7%

This report contains information jointly reported by the court and county in the Judicial Council's *Collections Reporting Template*, under Penal Code section 1463.010.

County of San Diego and Superior Court of San Diego County Collections Program Summary of Fiscal Year 2016–17 Collections Reporting Template

The chart below shows performance measures for the past nine fiscal years ⁶:



Note: The 2015–16 and 2016–17 GRR and SR calculations were likely impacted by balance adjustments to cases participating in the amnesty program. Performance rates excluding those adjustments are not provided, as programs were not required by statute to report segregated amnesty adjustments. If you exclude the \$92,910,519 in uncollectible debt that was discharged from accountability for 2016–17, the Gross Recovery Rate is 56 percent and the Success Rate is 49 percent.

Footnotes:

¹ Population data from the State of California, Department of Finance, E-1 State and County Population Estimates, January 1, 2016, and 2017.

² Excludes unfunded judgeships authorized under AB 159 (Stats. 2007, ch. 722). Positions are as of June 30, 2017.

³ Ending Balance is the value of outstanding delinquent fines, fees, forfeitures, penalties, and assessments, and may include victim restitution and other justice related reimbursements if the reporting program could not separate those balances.

⁴ The full report on the *18-month Statewide Infraction Amnesty Program* is available at www.courts.ca.gov/7466.htm.

⁵ The GRR change of 36 percentage points lower and SR of 754 percentage points higher if compared with the revised 2015-16 Collections Reporting Template submitted to the Judicial Council in October 2017. If compared with the previously reported 2015-16 GRR and SR, it is 44 percentage points lower and 998 percentage points higher.

⁶ The 2015-16 total delinquent revenue collected and GRR reflects the revised 2015-16 Collections Reporting Template submitted to the Judicial Council in October 2017.

This report contains information jointly reported by the court and county in the Judicial Council’s Collections Reporting Template, under Penal Code section 1463.010.

**County of San Francisco and Superior Court of San Francisco County Collections Program
Summary of Fiscal Year 2016–17 Collections Reporting Template**

County Population¹: 874,228	Gross Recovery Rate: 58%
Authorized Judges/Commissioners²: 52/3.9	Success Rate: 54%
Total Revenue Collected: \$12,538,723	Ending Balance³: \$155,021,584
Total Amount Discharged: \$0	Total Amount Adjusted: \$1,745,744

Program Overview

The collection of delinquent court-ordered debt is a cooperative effort between the Superior Court of San Francisco County and the County of San Francisco. The court and county are updating the Memorandum of Understanding (MOU) for their collections program per Penal Code section 1463.010, indicating that the court manages the program for the county. The program includes the following activities as reported in the *Collections Reporting Template*:

- Contracts with the Franchise Tax Board’s Court-Ordered Debt (FTB-COD) and Interagency Intercept Collections (FTB-IIC) programs;
- Contract with a private debt collector;
- A comprehensive collections program that includes 14 of the 16 collection activity components;
- Internet, and credit and debit card payment options; and
- Meets 22 of the 25 recommended collections best practices; the following best practices are currently not being met: 1, 5, and 10 (see Attachment 3).

Performance

Based on the financial data reported, the program collected a total of \$12,538,723 from 187,748 total delinquent cases, with collection costs of \$3,107,014. The ending balance of \$155,021,584 in delinquent court-ordered debt represents 164,675 delinquent cases, of which 26,538 were established in the reporting period. The program did not discharge delinquent debt from accountability for the reporting period.

These totals include data from the last nine months, July 1, 2016, through April 3, 2017, of the 18-month statewide traffic amnesty program established by Vehicle Code section 42008.8. A total of 1,735 cases participated in the amnesty program during the reporting period and individuals had their balances reduced 50 percent or 80 percent. In addition, 2,160 individuals’ driver’s licenses were reinstated as a result of the amnesty program. For the nine-month period, \$478,082 was collected by the program with collection costs of \$244,712.⁴

For the reporting period, the program has a 58 percent Gross Recovery Rate (GRR), which exceeds the recommended 34 percent benchmark, and is 7 percentage points lower than the prior year. The program’s Success Rate (SR) of 54 percent exceeds the recommended 31 percent benchmark and is 5 percentage points lower than the prior year.

This report contains information jointly reported by the court and county in the Judicial Council’s *Collections Reporting Template*, under Penal Code section 1463.010.

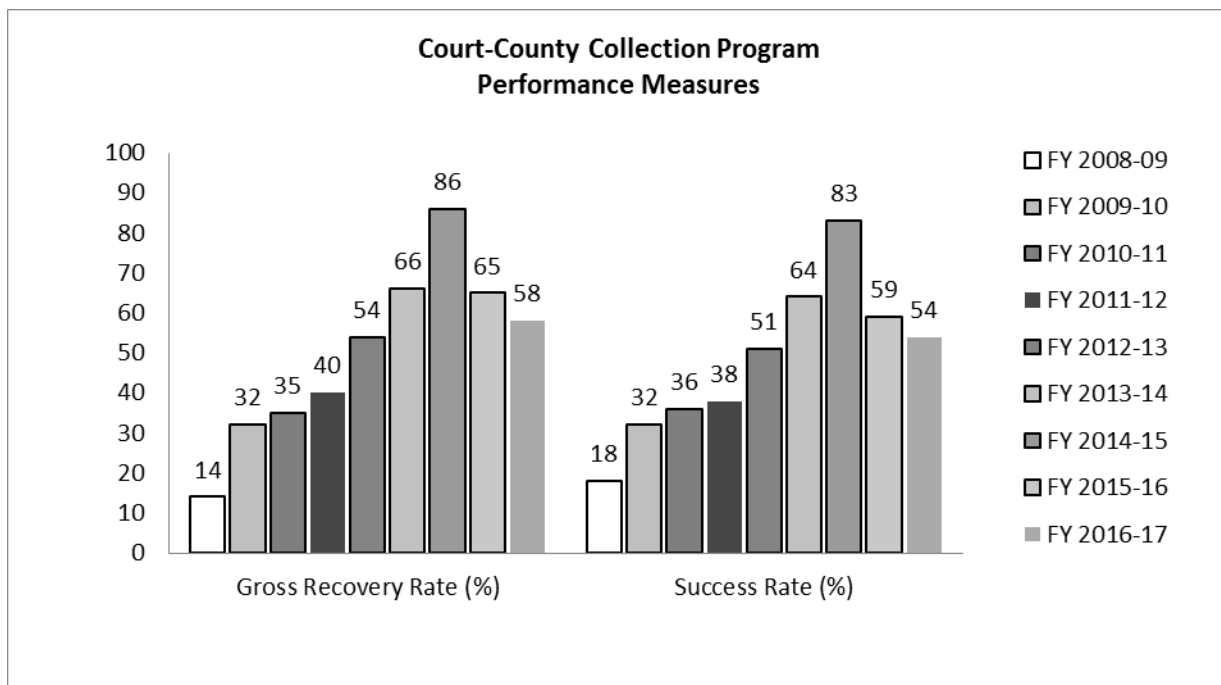
**County of San Francisco and Superior Court of San Francisco County Collections Program
Summary of Fiscal Year 2016–17 Collections Reporting Template**

According to the San Francisco collections program, the decreases in the Gross Recovery Rate and Success Rate are attributed to the decline in the value of established or referred cases and adjustments, and a 1.6 percent drop in delinquent court-ordered debt collected. As stated in the prior year's report, the court is not confident in the data provided, as they continue efforts to work with the private vendors' staff to modify and improve their collections process and procedures, especially in light of ongoing changes to their new case management system and recent changes in laws impacting traffic cases and collections.

The table below shows the program's total delinquent revenue collected and the percentage increase or decrease from year to year for the past nine fiscal years:

2008-09	2009-10	2010-11	2011-12	2012-13	2013-14	2014-15	2015-16	2016-17
\$4,635,291	\$8,431,571	\$9,274,398	\$12,293,441	\$11,467,300	\$14,410,913	\$16,143,653	\$12,747,960	\$12,538,723
	81.9%	10.0%	32.6%	-6.7%	25.7%	12.0%	-21.0%	-1.6%

The chart below shows performance measures for the past nine fiscal years:



Note: The 2015–16 and 2016–17 GRR and SR calculations were likely impacted by balance adjustments to cases participating in the amnesty program. Performance rates excluding those adjustments are not provided, as programs were not required by statute to report segregated amnesty adjustments.

This report contains information jointly reported by the court and county in the Judicial Council's Collections Reporting Template, under Penal Code section 1463.010.

**County of San Francisco and Superior Court of San Francisco County Collections Program
Summary of Fiscal Year 2016–17 Collections Reporting Template**

Footnotes:

¹ Population data from the State of California, Department of Finance, E-1 State and County Population Estimates, January 1, 2016, and 2017.

² Excludes unfunded judgeships authorized under AB 159 (Stats. 2007, ch. 722). Positions are as of June 30, 2017.

³ Ending Balance is the value of outstanding delinquent fines, fees, forfeitures, penalties, and assessments, and may include victim restitution and other justice related reimbursements if the reporting program could not separate those balances.

⁴ The full report on the *18-month Statewide Infraction Amnesty Program* is available at www.courts.ca.gov/7466.htm.

This report contains information jointly reported by the court and county in the Judicial Council's *Collections Reporting Template*, under Penal Code section 1463.010.

**County of San Joaquin and Superior Court of San Joaquin County Collections Program
Summary of Fiscal Year 2016–17 Collections Reporting Template**

County Population¹: 746,868

Authorized Judges/Commissioners²: 29/4.0

Total Revenue Collected: \$4,987,870

Total Amount Discharged: \$0

Gross Recovery Rate: 38%

Success Rate: 31%

Ending Balance³: \$180,466,451

Total Amount Adjusted: \$1,766,355

Program Overview

The collection of delinquent court-ordered debt is a cooperative effort between the Superior Court of San Joaquin County and the County of San Joaquin. The court and county do not have a written Memorandum of Understanding (MOU) for their collections program. The program includes the following activities as reported in the *Collections Reporting Template*:

- Contract with a private debt collector;
- A comprehensive collections program that includes 12 of the 16 collection activity components;
- Internet, and credit and debit card payment options; and
- Meets 22 of the 25 recommended collections best practices; the following best practices are currently not being met: 1, 8, and 9 (see Attachment 3).

Performance

Based on the financial data reported, the program collected a total of \$4,987,870 from 174,664 total delinquent cases, with collection costs of \$459,477. The ending balance of \$180,466,451 in delinquent court-ordered debt represents 174,664 delinquent cases, of which 15,075 were established in the reporting period. The program did not discharge delinquent debt from accountability for the reporting period.

These totals include data from the last nine months, July 1, 2016, through April 3, 2017, of the 18-month statewide traffic amnesty program established by Vehicle Code section 42008.8. A total of 2,362 cases participated in the amnesty program during the reporting period and individuals had their balances reduced 50 percent or 80 percent. In addition, 1,188 driver's licenses were reinstated as a result of the amnesty program. For the nine-month period, \$126,067 was collected by the program with collection costs of \$73,906.⁴

For the reporting period, the program has a 38 percent Gross Recovery Rate (GRR), which exceeds the recommended 34 percent benchmark, and is 25 percentage points higher than the prior year. The program's Success Rate (SR) of 31 percent equals the recommended 31 percent benchmark and is 21 percentage points higher than the prior year.

According to the San Joaquin collections program, the increases in the Gross Recovery Rate and Success Rate are largely attributed to the communication of outstanding fines and fees to customers, coupled with the court's installment payment plans, and the ability for customers to

This report contains information jointly reported by the court and county in the Judicial Council's *Collections Reporting Template*, under Penal Code section 1463.010.

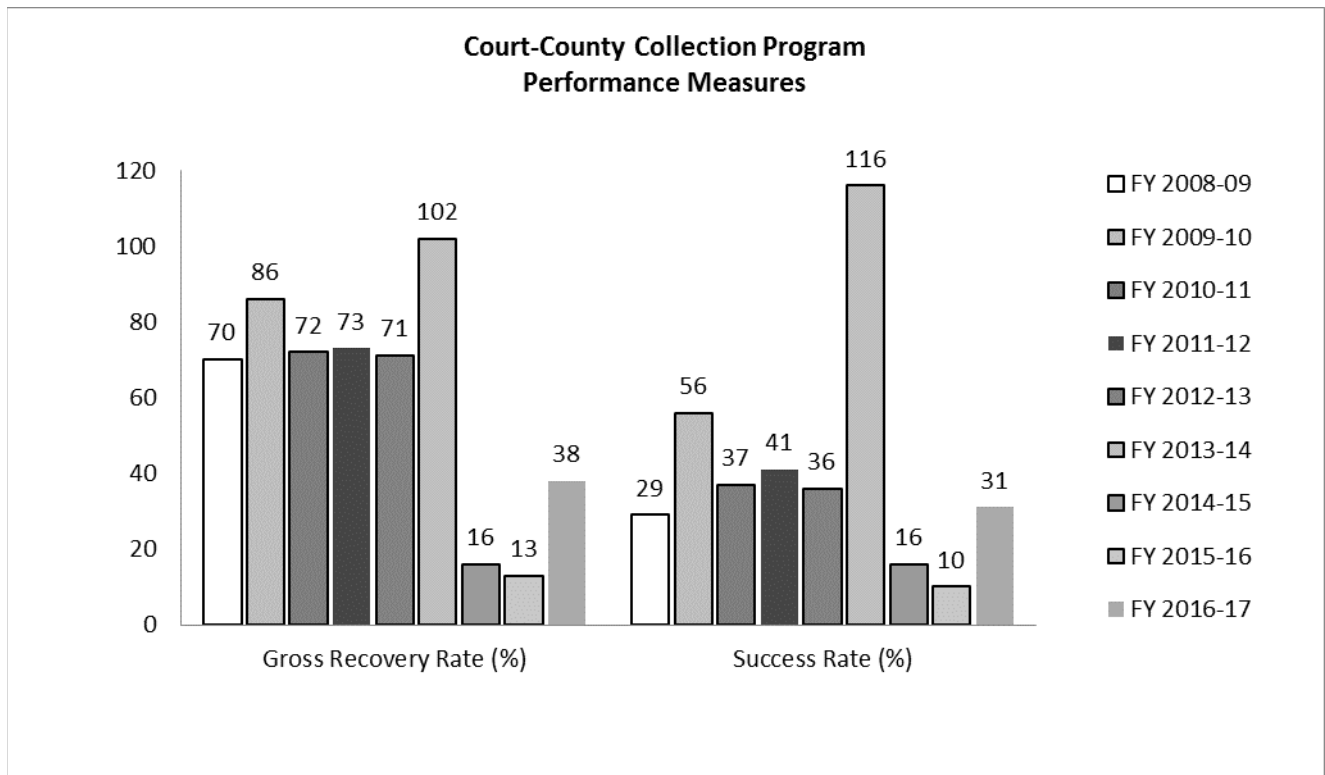
**County of San Joaquin and Superior Court of San Joaquin County Collections Program
Summary of Fiscal Year 2016–17 Collections Reporting Template**

reappear before the Bench to discuss reasonable methods of satisfying delinquent debt, as well as increased revenue collections through the Statewide Traffic Amnesty Program. As of January 3, 2017 the court began processing, mailing notices, and exporting newly delinquent accounts to collections, which was initially delayed by issues with the implementation and deployment of the new case management system.

The table below shows the program’s total delinquent revenue collected and the percentage increase or decrease from year to year for the past nine fiscal years:

2008-09	2009-10	2010-11	2011-12	2012-13	2013-14	2014-15	2015-16	2016-17
\$8,348,079	\$8,712,892	\$8,769,614	\$9,904,759	\$10,784,189	\$11,147,174	\$2,322,269	\$6,226,675	\$4,987,870
	4.4%	0.7%	12.9%	8.9%	3.4%	-79.2%	168.1%	-19.9%

The chart below shows performance measures for the past nine fiscal years:



Note: The 2015–16 and 2016–17 GRR and SR calculations were likely impacted by balance adjustments to cases participating in the amnesty program. Performance rates excluding those

This report contains information jointly reported by the court and county in the Judicial Council’s Collections Reporting Template, under Penal Code section 1463.010.

**County of San Joaquin and Superior Court of San Joaquin County Collections Program
Summary of Fiscal Year 2016–17 Collections Reporting Template**

adjustments are not provided, as programs were not required by statute to report segregated amnesty adjustments.

Footnotes:

¹ Population data from the State of California, Department of Finance, E-1 State and County Population Estimates, January 1, 2016, and 2017.

² Excludes unfunded judgeships authorized under AB 159 (Stats. 2007, ch. 722). Positions are as of June 30, 2017.

³ Ending Balance is the value of outstanding delinquent fines, fees, forfeitures, penalties, and assessments, and may include victim restitution and other justice related reimbursements if the reporting program could not separate those balances.

⁴ The full report on the *18-month Statewide Infraction Amnesty Program* is available at www.courts.ca.gov/7466.htm.

This report contains information jointly reported by the court and county in the Judicial Council's *Collections Reporting Template*, under Penal Code section 1463.010.

**County of San Luis Obispo and Superior Court of San Luis Obispo County Collections Program
Summary of Fiscal Year 2016–17 Collections Reporting Template**

County Population¹: 280,101

Authorized Judges/Commissioners²: 13/2.0

Total Revenue Collected: \$5,150,510

Total Amount Discharged: \$0

Gross Recovery Rate: 10%

Success Rate: 8%

Ending Balance³: \$166,351,005

Total Amount Adjusted: \$726,575

Program Overview

The collection of delinquent court-ordered debt is a cooperative effort between the Superior Court of San Luis Obispo County and the County of San Luis Obispo. The court and county do not have a written Memorandum of Understanding (MOU) for their collections program. The program includes the following activities as reported in the *Collections Reporting Template*:

- Contracts with the Franchise Tax Board’s Court-Ordered Debt (FTB-COD) and Interagency Intercept Collections (FTB-IIC) programs;
- Contract with a private debt collector;
- A comprehensive collections program that includes all 16 collection activity components;
- Internet, and credit and debit card payment options; and
- Meets 20 of the 25 recommended collections best practices; the following best practices are currently not being met: 1, 2, 18, 20, and 21 (see Attachment 3).

Performance

Based on the financial data reported, the program collected a total of \$5,150,510 from 112,021 total delinquent cases, with collection costs of \$736,857. The ending balance of \$166,351,005 in delinquent court-ordered debt represents 83,458 delinquent cases, of which 39,188 were established in the reporting period. The program did not discharge delinquent debt from accountability for the reporting period.

These totals include data from the last nine months, July 1, 2016, through April 3, 2017, of the 18-month statewide traffic amnesty program established by Vehicle Code section 42008.8. A total of 64 cases participated in the amnesty program during the reporting period and individuals had their balances reduced 50 percent or 80 percent. In addition, 96 driver’s licenses were reinstated as a result of the amnesty program. For the nine-month period, \$11,638 was collected by the program with collection costs of \$900.⁴

For the reporting period, the program has a 10 percent Gross Recovery Rate (GRR), which does not exceed the recommended 34 percent benchmark, and is 22 percentage points lower than the prior year. The program’s Success Rate (SR) of 8 percent does not exceed the recommended 31 percent benchmark and is 14 percentage points lower than the prior year.

This report contains information jointly reported by the court and county in the Judicial Council’s *Collections Reporting Template*, under Penal Code section 1463.010.

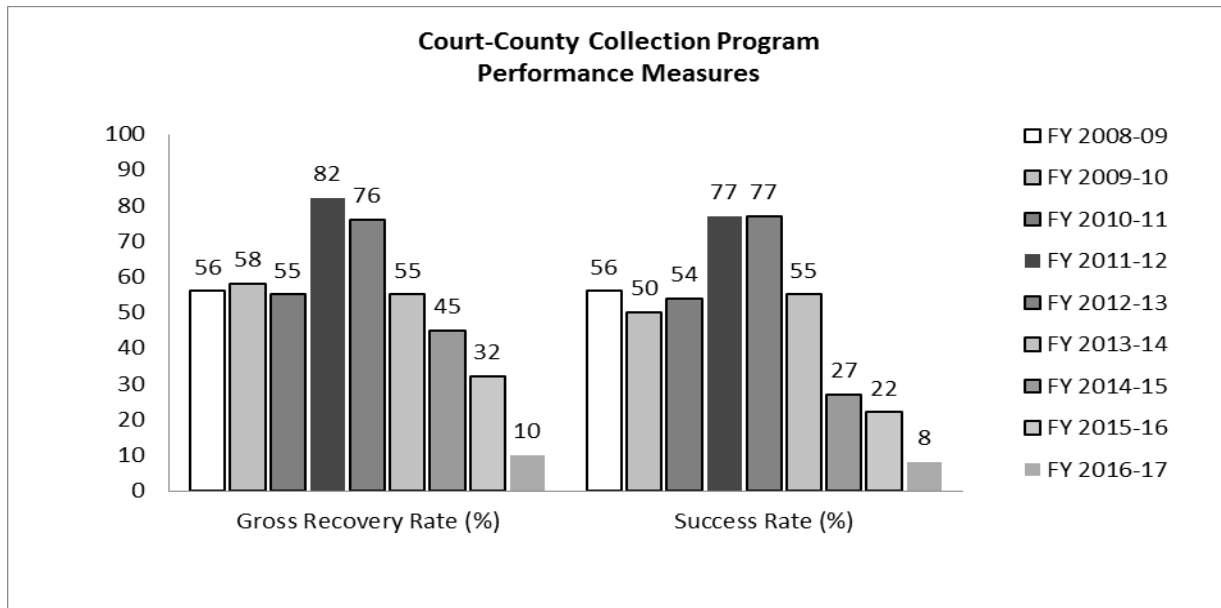
**County of San Luis Obispo and Superior Court of San Luis Obispo County Collections Program
Summary of Fiscal Year 2016–17 Collections Reporting Template**

According to the San Luis Obispo collections program, the decreases in the Gross Recovery Rate and Success Rate are largely attributed to the growth in value of cases established or referred to collections and increased adjustments, offset by a drop in delinquent court-ordered debt collected. The program has been more aggressive in the collection process, resulting in delinquent cases being moved much more quickly from the court to the private collection agency, and from the county to the FTB-COD collections program. The increased number of referrals began late in 2014-15, and the full impact of this change is noticeable in 2016-17 as shown in the large amount of reported adjustments.

The table below shows the program’s total delinquent revenue collected and the percentage increase or decrease from year to year for the past nine fiscal years:

2008-09	2009-10	2010-11	2011-12	2012-13	2013-14	2014-15	2015-16	2016-17
\$7,618,264	\$5,152,352	\$4,928,959	\$4,575,937	\$6,409,470	\$6,112,632	\$5,523,511	\$6,761,142	\$5,150,510
	-32.4%	-4.3%	-7.2%	40.1%	-4.6%	-9.6%	22.4%	-23.8%

The chart below shows performance measures for the past nine fiscal years:



Note: The 2015–16 and 2016–17 GRR and SR calculations were likely impacted by balance adjustments to cases participating in the amnesty program. Performance rates excluding those adjustments are not provided, as programs were not required by statute to report segregated amnesty adjustments.

This report contains information jointly reported by the court and county in the Judicial Council’s Collections Reporting Template, under Penal Code section 1463.010.

**County of San Luis Obispo and Superior Court of San Luis Obispo County Collections Program
Summary of Fiscal Year 2016–17 Collections Reporting Template**

Footnotes:

¹ Population data from the State of California, Department of Finance, E-1 State and County Population Estimates, January 1, 2016, and 2017.

² Excludes unfunded judgeships authorized under AB 159 (Stats. 2007, ch. 722). Positions are as of June 30, 2017.

³ Ending Balance is the value of outstanding delinquent fines, fees, forfeitures, penalties, and assessments, and may include victim restitution and other justice related reimbursements if the reporting program could not separate those balances.

⁴ The full report on the *18-month Statewide Infraction Amnesty Program* is available at www.courts.ca.gov/7466.htm.

**This report contains information jointly reported by the court and county in the Judicial
Council's *Collections Reporting Template*, under Penal Code section 1463.010.**

**County of San Mateo and Superior Court of San Mateo County Collections Program
Summary of Fiscal Year 2016–17 Collections Reporting Template**

County Population¹: 770,203

Gross Recovery Rate: 137%

Authorized Judges/Commissioners²: 26/7.0

Success Rate: 144%

Total Revenue Collected: \$7,876,726

Ending Balance³: \$92,950,296

Total Amount Discharged: \$0

Total Amount Adjusted: \$1,007,676

Program Overview

The collection of delinquent court-ordered debt is a cooperative effort between the Superior Court of San Mateo County and the County of San Mateo. The court and county have a written Memorandum of Understanding (MOU) for their collections program. The program includes the following activities as reported in the *Collections Reporting Template*:

- Contracts with the Franchise Tax Board’s Court-Ordered Debt (FTB-COD) and Interagency Intercept Collections (FTB-IIC) programs;
- Contract with a private debt collector;
- A comprehensive collections program that includes 15 of the 16 collection activity components;
- Internet, and credit and debit card payment options; and
- Meets all 25 of the recommended collections best practices (see Attachment 3).

Performance

Based on the financial data reported, the program collected a total of \$7,876,726 from 148,486 total delinquent cases, with collection costs of \$1,181,726. The ending balance of \$92,950,296 in delinquent court-ordered debt represents 102,530 delinquent cases, of which 7,865 were established in the reporting period. The program did not discharge delinquent debt from accountability for the reporting period.

These totals include data from the last nine months, July 1, 2016, through April 3, 2017, of the 18-month statewide traffic amnesty program established by Vehicle Code section 42008.8. A total of 551 cases participated in the amnesty program during the reporting period and individuals had their balances reduced 50 percent or 80 percent. In addition, 865 driver’s licenses were reinstated as a result of the amnesty program. For the nine-month period, \$426,837 was collected by the program with collection costs of \$235,860.⁴

For the reporting period, the program has a 137 percent Gross Recovery Rate (GRR), which exceeds the recommended 34 percent benchmark, and is 73 percentage points higher than the prior year. The program’s Success Rate (SR) of 144 percent exceeds the recommended 31 percent benchmark and is 78 percentage points higher than the prior year.

This report contains information jointly reported by the court and county in the Judicial Council’s *Collections Reporting Template*, under Penal Code section 1463.010.

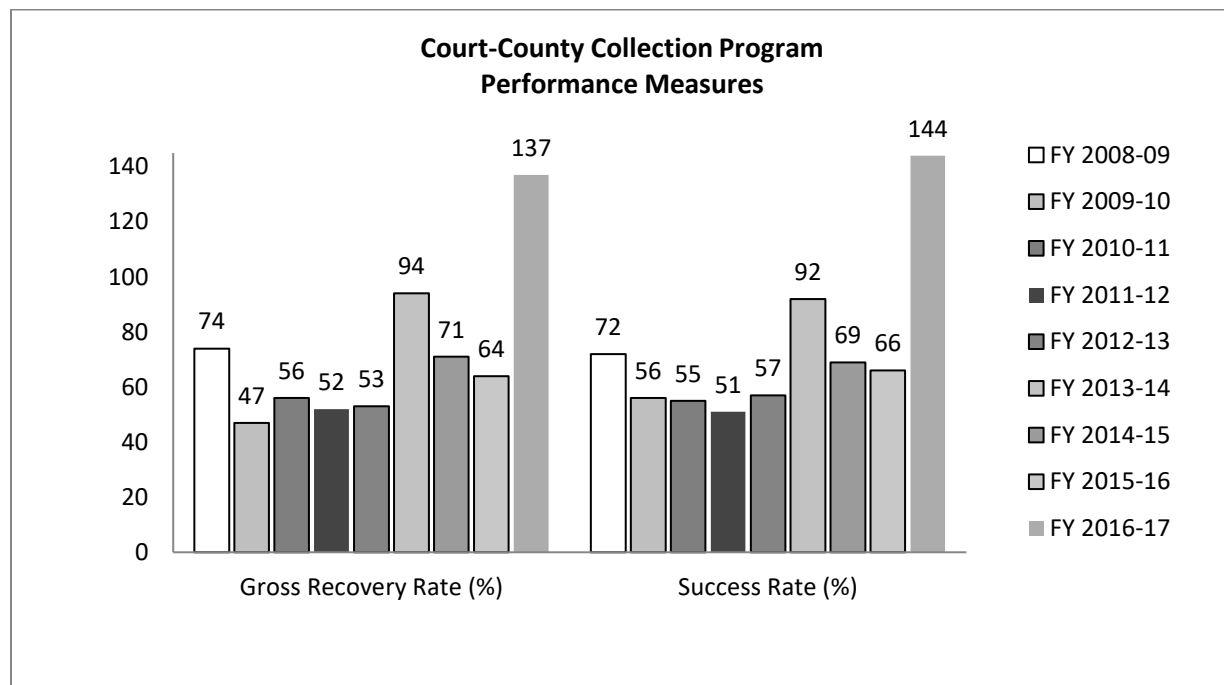
County of San Mateo and Superior Court of San Mateo County Collections Program Summary of Fiscal Year 2016–17 Collections Reporting Template

According to the San Mateo collections program, the increases in the Gross Recovery Rate and Success Rate are largely attributed to the Statewide Traffic Amnesty Program. Additionally, transitioning to a new case management system during this fiscal year led to a temporary decrease in case referrals. Also, limited income and high rental costs continue to be obstacles for individuals who want to pay their court-ordered debt; resulting in requests for extensions and for smaller monthly payment plans.

The table below shows the program’s total delinquent revenue collected and the percentage increase or decrease from year to year for the past nine fiscal years:

2008-09	2009-10	2010-11	2011-12	2012-13	2013-14	2014-15	2015-16	2016-17
\$8,361,971	\$8,323,017	\$8,210,288	\$9,640,245	\$9,311,679	\$8,850,191	\$10,167,501	\$9,436,114	\$7,876,726
	-0.5%	-1.4%	17.4%	-3.4%	-5.0%	14.9%	-7.2%	-16.5%

The chart below shows performance measures for the past nine fiscal years:



Note: The 2015–16 and 2016–17 GRR and SR calculations were likely impacted by balance adjustments to cases participating in the amnesty program. Performance rates excluding those adjustments are not provided, as programs were not required by statute to report segregated amnesty adjustments.

This report contains information jointly reported by the court and county in the Judicial Council’s Collections Reporting Template, under Penal Code section 1463.010.

**County of San Mateo and Superior Court of San Mateo County Collections Program
Summary of Fiscal Year 2016–17 Collections Reporting Template**

Footnotes:

¹ Population data from the State of California, Department of Finance, E-1 State and County Population Estimates, January 1, 2016, and 2017.

² Excludes unfunded judgeships authorized under AB 159 (Stats. 2007, ch. 722). Positions are as of June 30, 2017.

³ Ending Balance is the value of outstanding delinquent fines, fees, forfeitures, penalties, and assessments, and may include victim restitution and other justice related reimbursements if the reporting program could not separate those balances.

⁴ The full report on the *18-month Statewide Infraction Amnesty Program* is available at www.courts.ca.gov/7466.htm.

**This report contains information jointly reported by the court and county in the Judicial
Council’s *Collections Reporting Template*, under Penal Code section 1463.010.**

**County of Santa Barbara and Superior Court of Santa Barbara County Collections
Program
Summary of Fiscal Year 2016–17 Collections Reporting Template**

County Population¹: 450,663	Gross Recovery Rate: 100%
Authorized Judges/Commissioners²: 21/3.0	Success Rate: 99%
Total Revenue Collected: \$8,132,238	Ending Balance³: \$96,343,004
Total Amount Discharged: \$0	Total Amount Adjusted: \$25,544,109

Program Overview

The collection of delinquent court-ordered debt is a cooperative effort between the Superior Court of Santa Barbara County and the County of Santa Barbara. The court and county have a written Memorandum of Understanding (MOU) for their collections program. The program includes the following activities as reported in the *Collections Reporting Template*:

- Contracts with the Franchise Tax Board’s Court-Ordered Debt (FTB-COD) and the Interagency Intercept Collections (FTB-IIC) programs;
- Contract with a private debt collector;
- A comprehensive collections program that includes 15 of the 16 collection activity components;
- Internet, and credit and debit card payment options; and
- Meets 24 of the 25 recommended collections best practices;the following best practice is currently not being met: 10 (see Attachment 3).

Performance

Based on the financial data reported, the program collected a total of \$8,132,238 from 209,122 total delinquent cases, with collection costs of \$944,213. The ending balance of \$96,343,004 in delinquent court-ordered debt represents 170,434 delinquent cases, of which 48,065 were established in the reporting period. The program did not discharge delinquent debt from accountability for the reporting period.

These totals include data from the last nine months, July 1, 2016, through April 3, 2017, of the 18-month statewide traffic amnesty program established by Vehicle Code section 42008.8. A total of 252 cases participated in the amnesty program during the reporting period and individuals had their balances reduced 50 percent or 80 percent. In addition, 397 driver’s licenses were reinstated as a result of the amnesty program. For the nine-month period, \$35,224 was collected by the program with collection costs of \$10,074.⁴

For the reporting period, the program has a 100 percent Gross Recovery Rate (GRR), which exceeds the recommended 34 percent benchmark, and is 15 percentage points lower than the prior year. The program’s Success Rate (SR) of 99 percent exceeds the recommended 31 percent benchmark and is 106 percentage points lower than the prior year.

This report contains information jointly reported by the court and county in the Judicial Council’s *Collections Reporting Template*, under Penal Code section 1463.010.

County of Santa Barbara and Superior Court of Santa Barbara County Collections Program

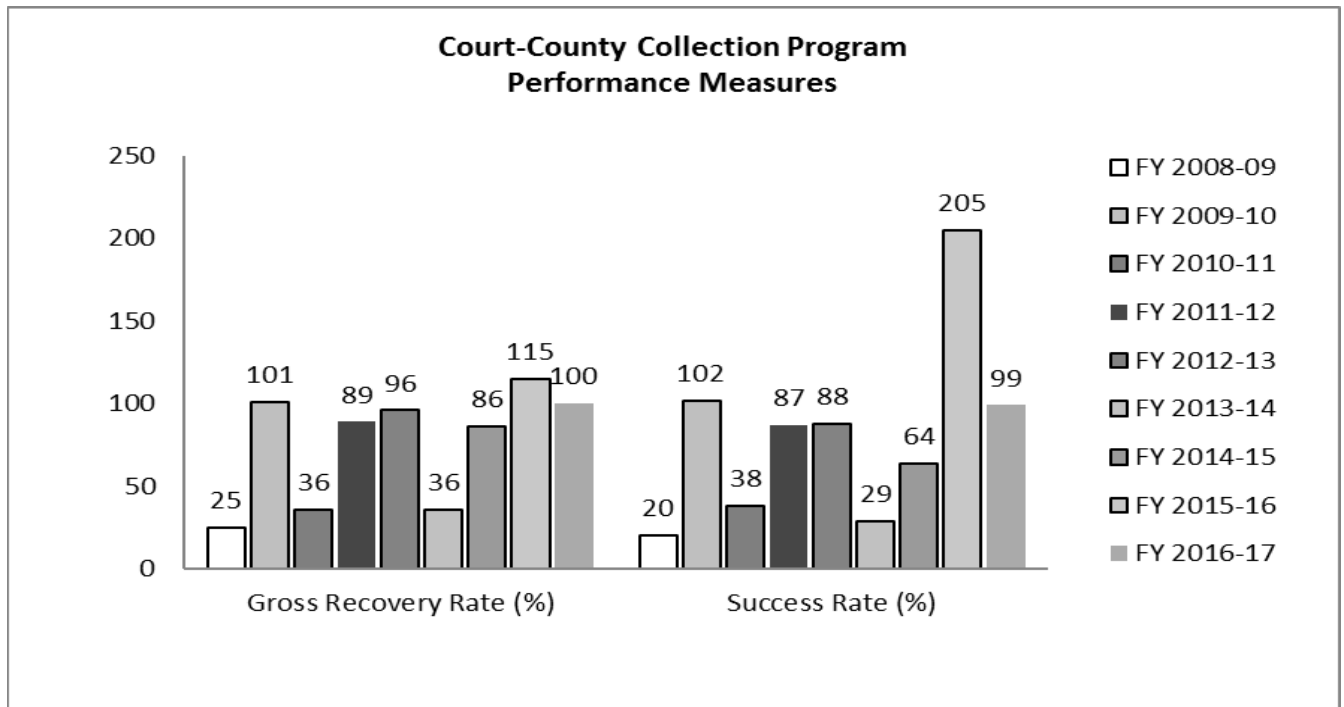
Summary of Fiscal Year 2016–17 Collections Reporting Template

According to the Santa Barbara collections program, the decreases in the Gross Recovery Rate and Success Rate are largely attributed to the decline in value of cases referred or established and decrease to adjustments and delinquent court-ordered debt collected, in comparison to the prior year. The program continues to work with defendants via phone, email, in person and/or through mail to determine ability to pay and provide various payment plan options.

The table below shows the program’s total delinquent revenue collected and the percentage increase or decrease from year to year for the past nine fiscal years:

2008-09	2009-10	2010-11	2011-12	2012-13	2013-14	2014-15	2015-16	2016-17
\$3,259,836	\$7,489,548	\$9,799,759	\$14,913,045	\$9,014,994	\$9,178,617	\$10,012,392	\$10,009,019	\$8,132,238
	129.8%	30.8%	52.2%	-39.5%	1.8%	9.1%	0.0%	-18.8%

The chart below shows performance measures for the past nine fiscal years:



Note: The 2015–16 and 2016–17 GRR and SR calculations were likely impacted by balance adjustments to cases participating in the amnesty program. Performance rates excluding those adjustments are not provided, as programs were not required by statute to report segregated amnesty adjustments.

This report contains information jointly reported by the court and county in the Judicial Council’s Collections Reporting Template, under Penal Code section 1463.010.

**County of Santa Barbara and Superior Court of Santa Barbara County Collections
Program
Summary of Fiscal Year 2016–17 Collections Reporting Template**

Footnotes:

¹ Population data from the State of California, Department of Finance, E-1 State and County Population Estimates, January 1, 2016, and 2017.

² Excludes unfunded judgeships authorized under AB 159 (Stats. 2007, ch. 722). Positions are as of June 30, 2017.

³ Ending Balance is the value of outstanding delinquent fines, fees, forfeitures, penalties, and assessments, and may include victim restitution and other justice related reimbursements if the reporting program could not separate those balances.

⁴ The full report on the *18-month Statewide Infraction Amnesty Program* is available at www.courts.ca.gov/7466.htm.

**This report contains information jointly reported by the court and county in the Judicial
Council’s *Collections Reporting Template*, under Penal Code section 1463.010.**

**County of Santa Clara and Superior Court of Santa Clara County Collections Program
Summary of Fiscal Year 2016–17 Collections Reporting Template**

County Population¹: 1,938,180

Authorized Judges/Commissioners²: 79/5.0

Total Revenue Collected: \$42,312,475

Total Amount Discharged: \$0

Gross Recovery Rate: 91%

Success Rate: 88%

Ending Balance³: \$461,936,474

Total Amount Adjusted: \$14,912,446

Program Overview

The collection of delinquent court-ordered debt is a cooperative effort between the Superior Court of Santa Clara County and the County of Santa Clara. The court and county have a written Memorandum of Understanding (MOU) for their collections program. The program includes the following activities as reported in the *Collections Reporting Template*:

- Contracts with the Franchise Tax Board’s Court-Ordered Debt (FTB-COD) and Interagency Intercept Collections (FTB-IIC) programs;
- Contract with a private debt collector;
- A comprehensive collections program that includes 15 of the 16 collection activity components;
- Internet, and credit and debit card payment options; and
- Meets 24 of the 25 recommended collections best practices; the following best practice is currently not being met: 13 (see Attachment 3).

Performance

Based on the financial data reported, the program collected a total of \$42,312,475 from 1,053,616 total delinquent cases, with collection costs of \$3,777,915. The ending balance of \$461,936,474 in delinquent court-ordered debt represents 1,029,544 delinquent cases, of which 64,126 were established in the reporting period. The program did not discharge delinquent debt from accountability for the reporting period.

These totals include data from the last nine months, July 1, 2016, through April 3, 2017, of the 18-month statewide traffic amnesty program established by Vehicle Code section 42008.8. A total of 1,426 cases participated in the amnesty program during the reporting period and individuals had their balances reduced 50 percent or 80 percent. In addition, 1,632 driver’s licenses were reinstated as a result of the amnesty program. For the nine-month period, \$157,291 was collected by the program with collection costs of \$82,759.⁴

For the reporting period, the program has a 91 percent Gross Recovery Rate (GRR), which exceeds the recommended 34 percent benchmark, and is 15 percentage points higher than the prior year. The program’s Success Rate (SR) of 88 percent exceeds the recommended 31 percent benchmark and is 21 percentage points higher than the prior year.

This report contains information jointly reported by the court and county in the Judicial Council’s *Collections Reporting Template*, under Penal Code section 1463.010.

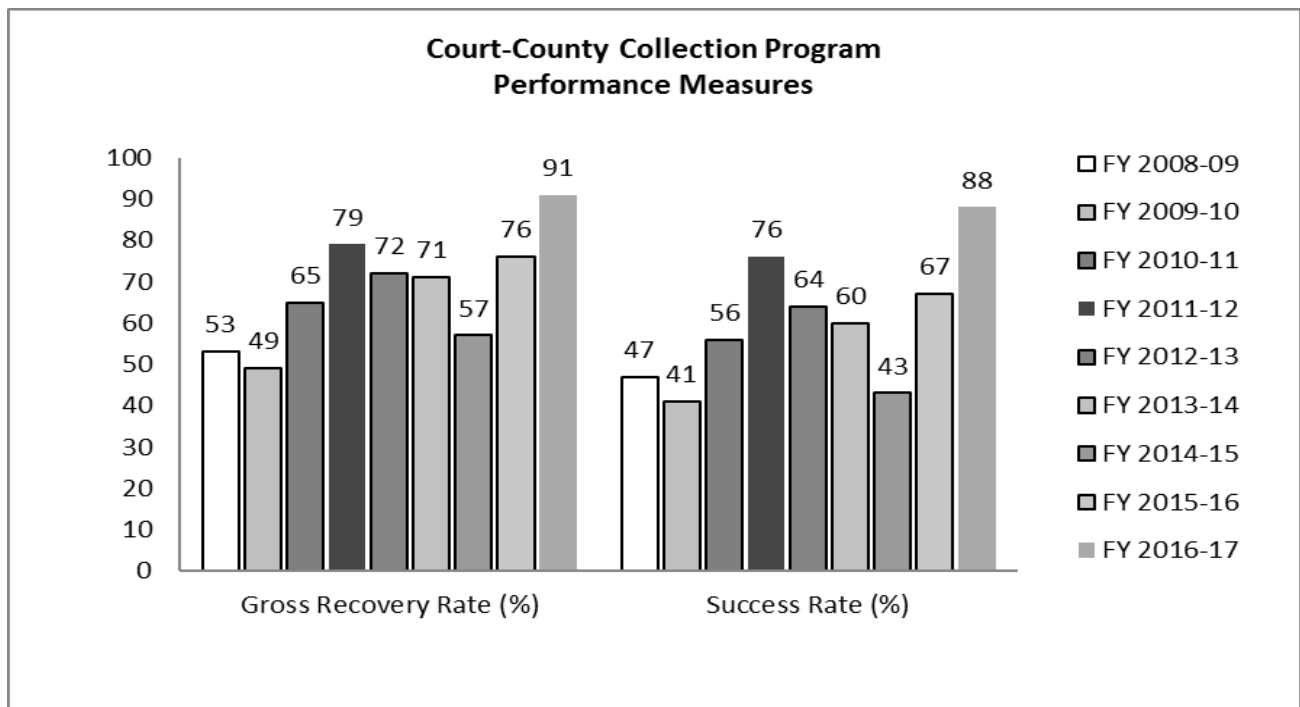
County of Santa Clara and Superior Court of Santa Clara County Collections Program Summary of Fiscal Year 2016–17 Collections Reporting Template

According to the Santa Clara collections program, the increases in the Gross Recovery Rate and Success Rate are due to a decrease in the value of case referrals and adjustments, offset by an increase in delinquent court-ordered debt collected, compared to the prior year. Per the county, collections increased by \$8 million compared to the prior year because the amount reported in 2015-16 was understated by \$5.6 million.

The table below shows the program’s total delinquent revenue collected and the percentage increase or decrease from year to year for the past nine fiscal years:

2008-09	2009-10	2010-11	2011-12	2012-13	2013-14	2014-15	2015-16	2016-17
\$37,405,966	\$39,757,820	\$44,091,692	\$39,168,839	\$40,541,302	\$33,200,311	\$32,246,238	\$31,826,357	\$42,312,475
	6.3%	10.9%	-11.2%	3.5%	-18.1%	-2.9%	-1.3%	32.9%

The chart below shows performance measures for the past nine fiscal years:



Note: The 2015–16 and 2016–17 GRR and SR calculations were likely impacted by balance adjustments to cases participating in the amnesty program. Performance rates excluding those adjustments are not provided, as programs were not required by statute to report segregated amnesty adjustments.

Footnotes:

This report contains information jointly reported by the court and county in the Judicial Council’s Collections Reporting Template, under Penal Code section 1463.010.

County of Santa Clara and Superior Court of Santa Clara County Collections Program Summary of Fiscal Year 2016–17 Collections Reporting Template

¹ Population data from the State of California, Department of Finance, E-1 State and County Population Estimates, January 1, 2016, and 2017.

² Excludes unfunded judgeships authorized under AB 159 (Stats. 2007, ch. 722). Positions are as of June 30, 2017.

³ Ending Balance is the value of outstanding delinquent fines, fees, forfeitures, penalties, and assessments, and may include victim restitution and other justice related reimbursements if the reporting program could not separate those balances.

⁴ The full report on the *18-month Statewide Infraction Amnesty Program* is available at www.courts.ca.gov/7466.htm.

This report contains information jointly reported by the court and county in the Judicial Council's *Collections Reporting Template*, under Penal Code section 1463.010.

**County of Santa Cruz and Superior Court of Santa Cruz County Collections Program
Summary of Fiscal Year 2016–17 Collections Reporting Template**

County Population¹: 276,603

Gross Recovery Rate: 33%

Authorized Judges/Commissioners²: 12/1.5

Success Rate: 29%

Total Revenue Collected: \$2,972,175

Ending Balance³: \$84,176,496

Total Amount Discharged: \$337,365

Total Amount Adjusted: \$272,679

Program Overview

The collection of delinquent court-ordered debt is a cooperative effort between the Superior Court of Santa Cruz County and the County of Santa Cruz. The court and county have a written Memorandum of Understanding (MOU) for their collections program. The program includes the following activities as reported in the *Collections Reporting Template*:

- Contracts with the Franchise Tax Board’s Court-Ordered Debt (FTB-COD) and Interagency Intercept Collections (FTB-IIC) programs;
- Contract with a private debt collector;
- A comprehensive collections program that includes 14 of the 16 collection activity components;
- Internet, and credit and debit card payment options; and
- Meets all 25 of the recommended collections best practices (see Attachment 3).

Performance

Based on the financial data reported, the program collected a total of \$2,972,175 from 125,390 total delinquent cases, with collection costs of \$749,835. The ending balance of \$84,176,496 in delinquent court-ordered debt represents 115,209 delinquent cases, of which 24,777 were established in the reporting period. As authorized by Government Code sections 25257 through 25259.95, the program discharged delinquent cases deemed uncollectible, with a total value of \$337,365 for the reporting period.

These totals include data from the last nine months, July 1, 2016, through April 3, 2017, of the 18-month statewide traffic amnesty program established by Vehicle Code section 42008.8. A total of 544 cases participated in the amnesty program during the reporting period and individuals had their balances reduced 50 percent or 80 percent. In addition, 36 driver’s licenses were reinstated as a result of the amnesty program. For the nine-month period, \$21,102 was collected by the program with collection costs of \$20,130.⁴

For the reporting period, the program has a 33 percent Gross Recovery Rate (GRR), which does not exceed the recommended 34 percent benchmark, and is 75 percentage points lower than the prior year. The program’s Success Rate (SR) of 29 percent does not exceed the recommended 31 percent benchmark and is 79 percentage points lower than the prior year.

This report contains information jointly reported by the court and county in the Judicial Council’s *Collections Reporting Template*, under Penal Code section 1463.010.

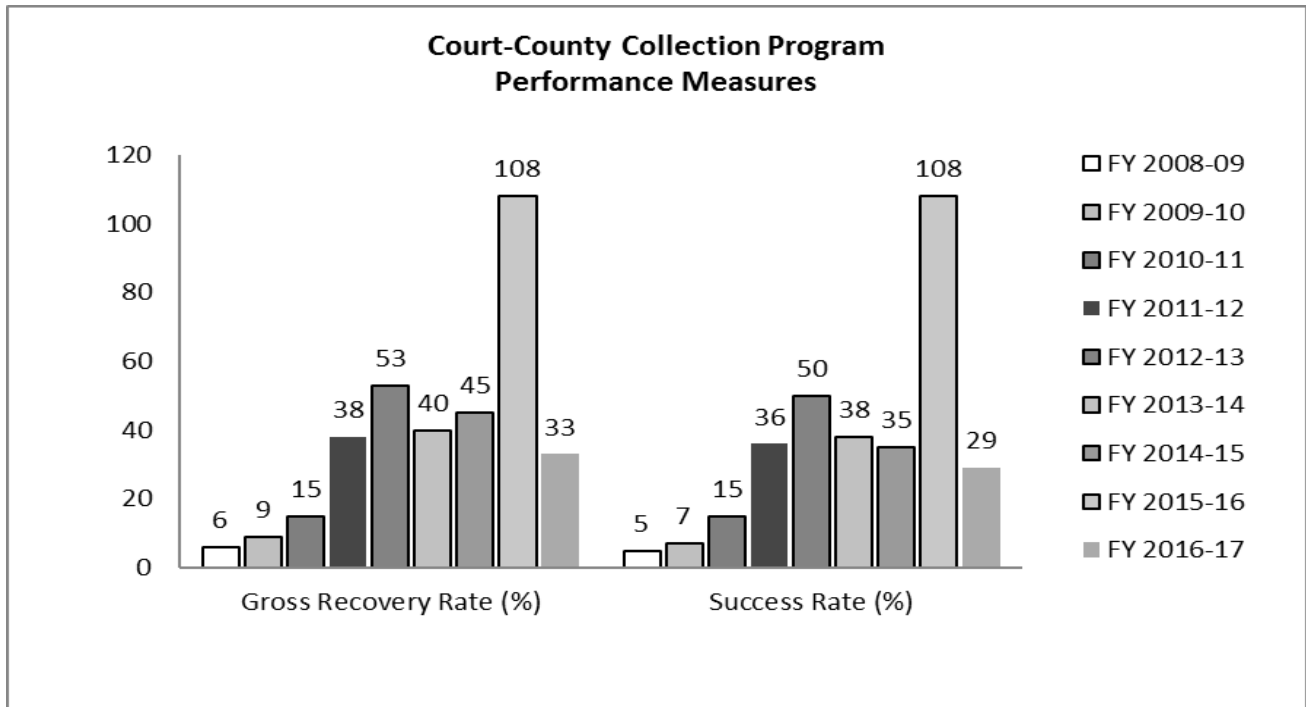
County of Santa Cruz and Superior Court of Santa Cruz County Collections Program Summary of Fiscal Year 2016–17 Collections Reporting Template

According to the Santa Cruz collections program, the decreases in the Gross Recovery Rate and Success Rate are largely attributed to the growth in value of cases referred to the FTB and private vendor, offset by a decline in delinquent court-ordered debt collected. The program expects that rates will improve as the FTB and private vendor work this inventory through each stage of the collections cycle. The drop in revenue is also associated with the number of applicants who participated in the Statewide Traffic Amnesty Program.

The table below shows the program’s total delinquent revenue collected and the percentage increase or decrease from year to year for the past nine fiscal years:

2008-09	2009-10	2010-11	2011-12	2012-13	2013-14	2014-15	2015-16	2016-17
\$642,976	\$1,823,143	\$4,589,021	\$4,897,733	\$5,269,944	\$4,232,199	\$4,339,010	\$3,450,448	\$2,972,175
	183.5%	151.7%	6.7%	7.6%	-19.7%	2.5%	-20.5%	-13.9%

The chart below shows performance measures for the past nine fiscal years:



Note: The 2015–16 and 2016–17 GRR and SR calculations were likely impacted by balance adjustments to cases participating in the amnesty program. Performance rates excluding those adjustments are not provided, as programs were not required by statute to report segregated amnesty adjustments. If you exclude the \$337,365 in uncollectible debt that was discharged from

This report contains information jointly reported by the court and county in the Judicial Council’s Collections Reporting Template, under Penal Code section 1463.010.

**County of Santa Cruz and Superior Court of Santa Cruz County Collections Program
Summary of Fiscal Year 2016–17 Collections Reporting Template**

accountability for 2016–17, the Gross Recovery Rate is 30 percent and the Success Rate is 28 percent.

Footnotes:

¹ Population data from the State of California, Department of Finance, E-1 State and County Population Estimates, January 1, 2016, and 2017.

² Excludes unfunded judgeships authorized under AB 159 (Stats. 2007, ch. 722). Positions are as of June 30, 2017.

³ Ending Balance is the value of outstanding delinquent fines, fees, forfeitures, penalties, and assessments, and may include victim restitution and other justice related reimbursements if the reporting program could not separate those balances.

⁴ The full report on the *18-month Statewide Infraction Amnesty Program* is available at www.courts.ca.gov/7466.htm.

This report contains information jointly reported by the court and county in the Judicial Council's *Collections Reporting Template*, under Penal Code section 1463.010.

County of Shasta and Superior Court of Shasta County Collections Program Summary of Fiscal Year 2016–17 Collections Reporting Template

County Population¹: 178,605

Authorized Judges/Commissioners²: 10/2.0

Total Revenue Collected: \$7,499,718

Total Amount Discharged: \$0

Gross Recovery Rate: 78%

Success Rate: 59%

Ending Balance³: \$102,035,969

Total Amount Adjusted: \$11,227,325

Program Overview

The collection of delinquent court-ordered debt is a cooperative effort between the Superior Court of Shasta County and the County of Shasta. The court and county have a written Memorandum of Understanding (MOU) for their collections program. The program includes the following activities as reported in the *Collections Reporting Template*:

- Contracts with the Franchise Tax Board’s Court-Ordered Debt (FTB-COD) and Interagency Intercept Collections (FTB-IIC) programs;
- Contract with a private debt collector;
- A comprehensive collections program that includes 15 of the 16 collection activity components;
- Credit and debit card payment options; and
- Meets 23 of the 25 recommended collections best practices; the following best practices are currently not being met: 16, and 23 (see Attachment 3).

Performance

Based on the financial data reported, the program collected a total of \$7,499,718 from 146,156 total delinquent cases, with collection costs of \$1,140,925. The ending balance of \$102,035,969 in delinquent court-ordered debt represents 128,658 delinquent cases, of which 23,049 were established in the reporting period. The program did not discharge delinquent debt from accountability for the reporting period.

These totals include data from the last nine months, July 1, 2016, through April 3, 2017, of the 18-month statewide traffic amnesty program established by Vehicle Code section 42008.8. A total of 3,256 cases participated in the amnesty program during the reporting period and individuals had their balances reduced 50 percent or 80 percent. In addition, 288 individuals’ driver’s licenses were reinstated as a result of the amnesty program. For the nine-month period, \$230,629 was collected by the program with collection costs of \$112,743.⁴

For the reporting period, the program has a 78 percent Gross Recovery Rate (GRR), which exceeds the recommended 34 percent benchmark, and is 17 percentage points lower than the prior year. The program’s Success Rate (SR) of 59 percent exceeds the recommended 31 percent benchmark and is 27 percentage points lower than the prior year.

This report contains information jointly reported by the court and county in the Judicial Council’s *Collections Reporting Template*, under Penal Code section 1463.010.

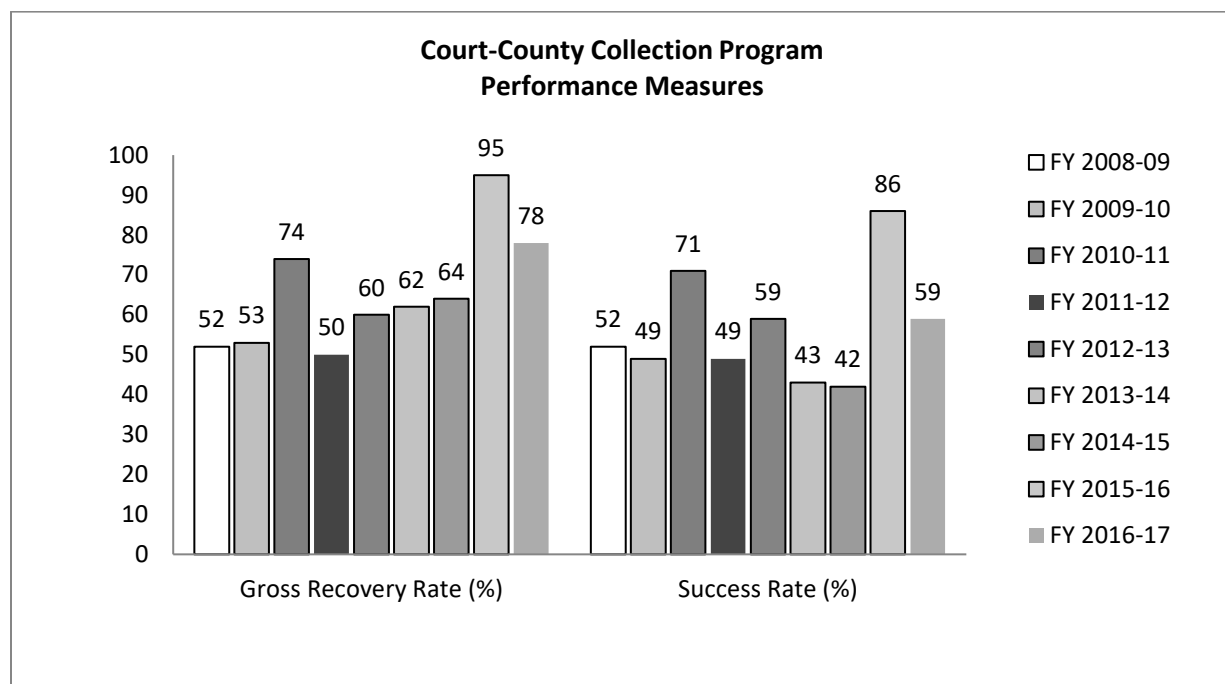
County of Shasta and Superior Court of Shasta County Collections Program Summary of Fiscal Year 2016–17 Collections Reporting Template

According to the Shasta collections program, the decreases in the Gross Recovery Rate and Success Rate are largely attributed to the Statewide Traffic Amnesty Program. Last fiscal year’s numbers were significantly inflated due to the large number of previously uncollectable cases being closed under the amnesty. Additionally, the rates for the 2016-17 fiscal year is higher compared to the numbers reported in fiscal year 2013-14 and 2014-15, respectively.

The table below shows the program’s total delinquent revenue collected and the percentage increase or decrease from year to year for the past nine fiscal years:

2008-09	2009-10	2010-11	2011-12	2012-13	2013-14	2014-15	2015-16	2016-17
\$6,369,490	\$6,447,074	\$5,613,547	\$5,488,239	\$5,378,687	\$5,556,876	\$5,680,895	\$5,777,816	\$7,499,718
	1.2%	-12.9%	-2.2%	-2.0%	3.3%	2.2%	1.7%	29.8%

The chart below shows performance measures for the past nine fiscal years:



Note: The 2015–16 and 2016–17 GRR and SR calculations were likely impacted by balance adjustments to cases participating in the amnesty program. Performance rates excluding those adjustments are not provided, as programs were not required by statute to report segregated amnesty adjustments.

This report contains information jointly reported by the court and county in the Judicial Council’s Collections Reporting Template, under Penal Code section 1463.010.

County of Shasta and Superior Court of Shasta County Collections Program Summary of Fiscal Year 2016–17 Collections Reporting Template

Footnotes:

¹ Population data from the State of California, Department of Finance, E-1 State and County Population Estimates, January 1, 2016, and 2017.

² Excludes unfunded judgeships authorized under AB 159 (Stats. 2007, ch. 722). Positions are as of June 30, 2017.

³ Ending Balance is the value of outstanding delinquent fines, fees, forfeitures, penalties, and assessments, and may include victim restitution and other justice related reimbursements if the reporting program could not separate those balances.

⁴ The full report on the *18-month Statewide Infraction Amnesty Program* is available at www.courts.ca.gov/7466.htm.

This report contains information jointly reported by the court and county in the Judicial Council's *Collections Reporting Template*, under Penal Code section 1463.010.

**County of Sierra and Superior Court of Sierra County Collections Program
Summary of Fiscal Year 2016–17 Collections Reporting Template**

County Population¹: 3,207

Authorized Judges/Commissioners²: 2/0.3

Total Revenue Collected: \$115,939

Total Amount Discharged: \$0

Gross Recovery Rate: 87%

Success Rate: 86%

Ending Balance³: \$1,059,862

Total Amount Adjusted: \$9,967

Program Overview

The collection of delinquent court-ordered debt is a cooperative effort between the Superior Court of Sierra County and the County of Sierra. The court and county have a written Memorandum of Understanding (MOU) for their collections program. The program includes the following activities as reported in the *Collections Reporting Template*:

- An MOU with the Superior Court of Shasta County to provide collections services as part of an Intrabranched Collections Services Program;
- Contracts with the Franchise Tax Board’s Court-Ordered Debt (FTB-COD) and Interagency Intercept Collections (FTB-IIC) programs;
- Contract with a private debt collector;
- A comprehensive collections program that includes all 16 collection activity components;
- Internet, and credit and debit card payment options; and
- Meets 24 of the 25 recommended collections best practices; the following best practice is currently not being met: 16 (see Attachment 3).

Performance

Based on the financial data reported, the program collected a total of \$115,939 from 2,104 total delinquent cases, with collection costs of \$38,081. The ending balance of \$1,059,862 in delinquent court-ordered debt represents 1,737 delinquent cases, of which 401 were established in the reporting period. The program did not discharge delinquent debt from accountability for the reporting period.

These totals include data from the last nine months, July 1, 2016, through April 3, 2017, of the 18-month statewide traffic amnesty program established by Vehicle Code section 42008.8. A total of 11 cases participated in the amnesty program during the reporting period and individuals had their balances reduced 50 percent or 80 percent. In addition, 7 driver’s licenses were reinstated as a result of the amnesty program. For the nine-month period, \$360 was collected by the program with collection costs of \$2,278.⁴

For the reporting period, the program has a 87 percent Gross Recovery Rate (GRR), which exceeds the recommended 34 percent benchmark, and is 15 percentage points higher than the prior year. The program’s Success Rate (SR) of 86 percent exceeds the recommended 31 percent benchmark and is 17 percentage points higher than the prior year.

This report contains information jointly reported by the court and county in the Judicial Council’s *Collections Reporting Template*, under Penal Code section 1463.010.

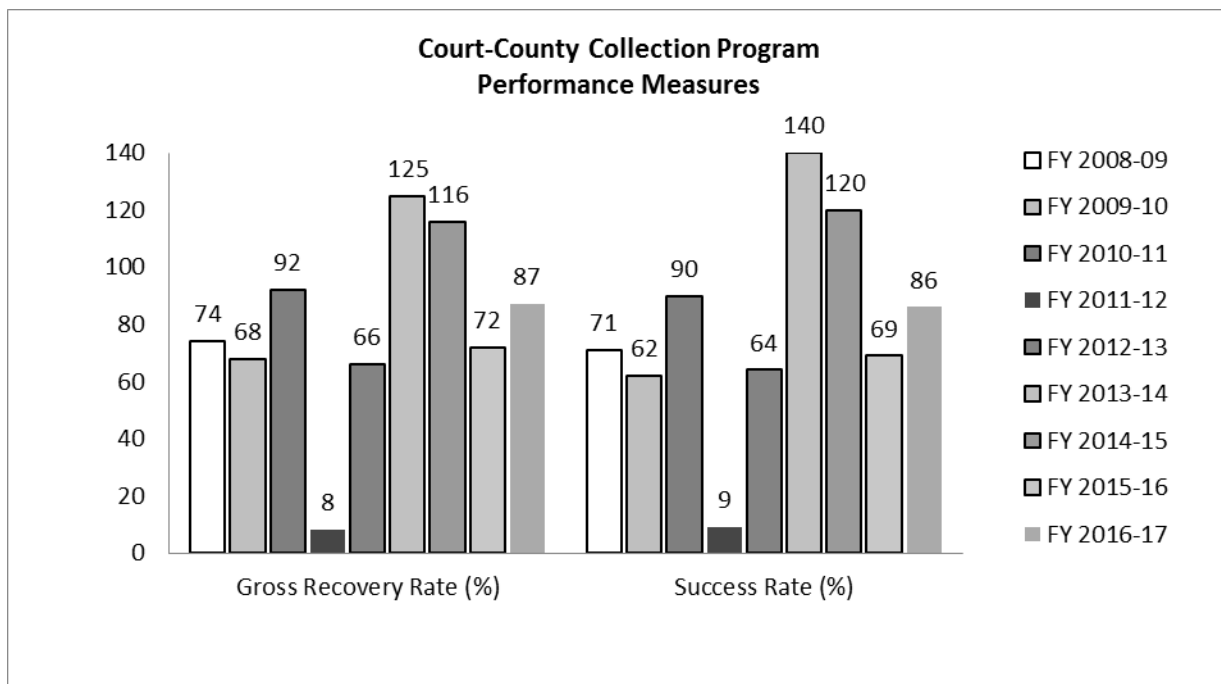
County of Sierra and Superior Court of Sierra County Collections Program Summary of Fiscal Year 2016–17 Collections Reporting Template

According to the Sierra collections program, the increases in the Gross Recovery Rate and Success Rate are largely attributed to the intense oversight and activity during the first 90 days of enhanced collections, including notification to the Probation Department for formal probation cases. In addition, the intra-branch program’s collection philosophy of doing due diligence in using all tools available in pursuing the collection of debt on each case.

The table below shows the program’s total delinquent revenue collected and the percentage increase or decrease from year to year for the past nine fiscal years:

2008-09	2009-10	2010-11	2011-12	2012-13	2013-14	2014-15	2015-16	2016-17
\$81,912	\$85,868	\$66,244	\$65,248	\$143,578	\$142,916	\$135,918	\$128,431	\$115,939
	4.8%	-22.9%	-1.5%	120.0%	-0.5%	-4.9%	-5.5%	-9.7%

The chart below shows performance measures for the past nine fiscal years:



Note: The 2015–16 and 2016–17 GRR and SR calculations were likely impacted by balance adjustments to cases participating in the amnesty program. Performance rates excluding those adjustments are not provided, as programs were not required by statute to report segregated amnesty adjustments.

This report contains information jointly reported by the court and county in the Judicial Council’s Collections Reporting Template, under Penal Code section 1463.010.

County of Sierra and Superior Court of Sierra County Collections Program Summary of Fiscal Year 2016–17 Collections Reporting Template

Footnotes:

¹ Population data from the State of California, Department of Finance, E-1 State and County Population Estimates, January 1, 2016, and 2017.

² Excludes unfunded judgeships authorized under AB 159 (Stats. 2007, ch. 722). Positions are as of June 30, 2017.

³ Ending Balance is the value of outstanding delinquent fines, fees, forfeitures, penalties, and assessments, and may include victim restitution and other justice related reimbursements if the reporting program could not separate those balances.

⁴ The full report on the *18-month Statewide Infraction Amnesty Program* is available at www.courts.ca.gov/7466.htm.

This report contains information jointly reported by the court and county in the Judicial Council's *Collections Reporting Template*, under Penal Code section 1463.010.

County of Siskiyou and Superior Court of Siskiyou County Collections Program Summary of Fiscal Year 2016–17 Collections Reporting Template

County Population¹: 44,688

Authorized Judges/Commissioners²: 4/1.0

Total Revenue Collected: \$1,071,306

Total Amount Discharged: \$1,057,332

Gross Recovery Rate: 78%

Success Rate: 56%

Ending Balance³: \$42,071,143

Total Amount Adjusted: \$742,011

Program Overview

The collection of delinquent court-ordered debt is a cooperative effort between the Superior Court of Siskiyou County and the County of Siskiyou. The court and county have a written Memorandum of Understanding (MOU) for their collections program. The program includes the following activities as reported in the *Collections Reporting Template*:

- Contract with the Franchise Tax Board's Interagency Intercept Collections (FTB-IIC) program;
- Contract with a private debt collector;
- A comprehensive collections program that includes 14 of the 16 collection activity components;
- Internet, and credit and debit card payment options; and
- Meets 23 of the 25 recommended collections best practices; the following best practices are currently not being met: 8, and 18 (see Attachment 3).

Performance

Based on the financial data reported, the program collected a total of \$1,071,306 from 47,243 total delinquent cases, with collection costs of \$494,273. The ending balance of \$42,071,143 in delinquent court-ordered debt represents 44,126 delinquent cases, of which 3,200 were established in the reporting period. As authorized by Government Code sections 25257 through 25259.95, the program discharged delinquent cases deemed uncollectible, with a total value of \$1,057,332 for the reporting period.

These totals include data from the last nine months, July 1, 2016, through April 3, 2017, of the 18-month statewide traffic amnesty program established by Vehicle Code section 42008.8. A total of 310 cases participated in the amnesty program during the reporting period and individuals had their balances reduced 50 percent or 80 percent. In addition, 485 individuals' driver's licenses were reinstated as a result of the amnesty program. For the nine-month period, \$37,163 was collected by the program with collection costs of \$76,006.⁴

For the reporting period, the program has a 78 percent Gross Recovery Rate (GRR), which exceeds the recommended 34 percent benchmark, and is 48 percentage points higher than the prior year. The program's Success Rate (SR) of 56 percent exceeds the recommended 31 percent benchmark and is 41 percentage points higher than the prior year.

This report contains information jointly reported by the court and county in the Judicial Council's *Collections Reporting Template*, under Penal Code section 1463.010.

County of Siskiyou and Superior Court of Siskiyou County Collections Program Summary of Fiscal Year 2016–17 Collections Reporting Template

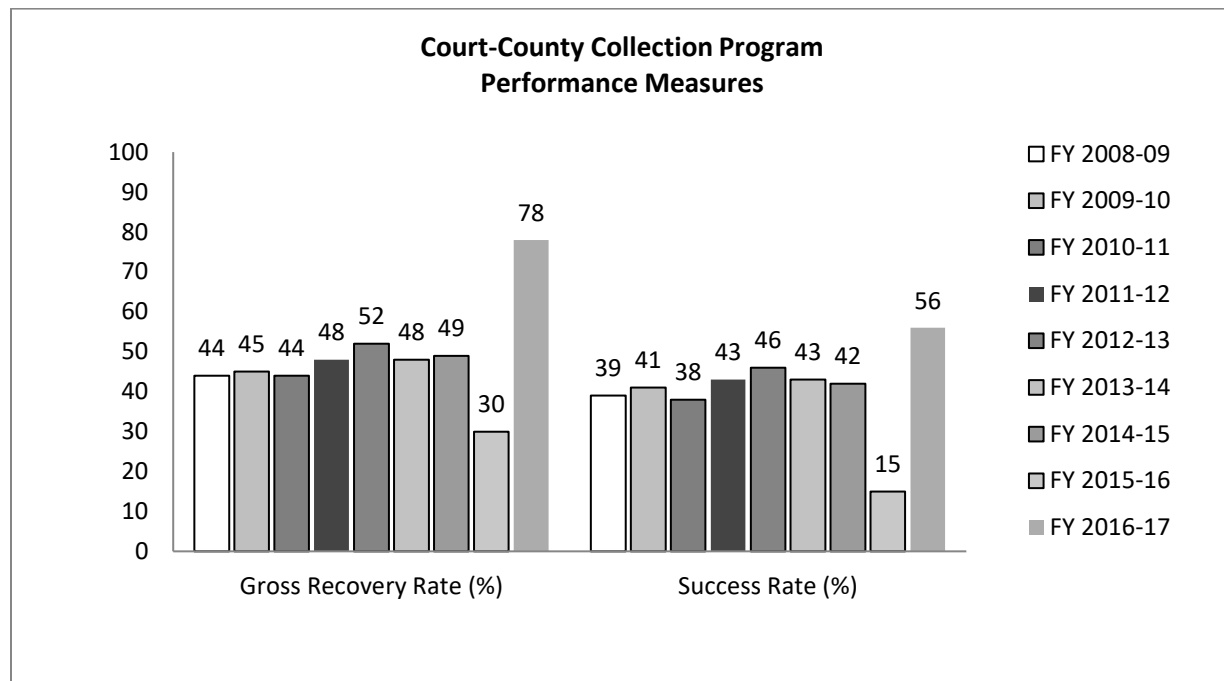
According to the Siskiyou collections program, the increases to the Gross Recovery Rate and Success Rate are believed to be inaccurate due to the ongoing testing and adjustments to the new court case management system.

The program is working side by side with the developers of their case management system to enhance data accuracy for mandated collections reporting. Additionally, the program is working extensively and increasing the private vendor’s collection efforts, as well as continue offering credit card payment option to increase revenue collections.

The table below shows the program’s total delinquent revenue collected and the percentage increase or decrease from year to year for the past nine fiscal years:

2008-09	2009-10	2010-11	2011-12	2012-13	2013-14	2014-15	2015-16	2016-17
\$1,975,528	\$2,212,129	\$2,245,665	\$2,202,572	\$2,086,089	\$1,973,320	\$1,912,631	\$1,382,382	\$1,071,306
	12.0%	1.5%	-1.9%	-5.3%	-5.4%	-3.1%	-27.7%	-22.5%

The chart below shows performance measures for the past nine fiscal years:



Note: The 2015–16 and 2016–17 GRR and SR calculations were likely impacted by balance adjustments to cases participating in the amnesty program. Performance rates excluding those adjustments are not provided, as programs were not required by statute to report segregated

This report contains information jointly reported by the court and county in the Judicial Council’s Collections Reporting Template, under Penal Code section 1463.010.

County of Siskiyou and Superior Court of Siskiyou County Collections Program Summary of Fiscal Year 2016–17 Collections Reporting Template

amnesty adjustments. If you exclude the \$1,057,332 in uncollectible debt that was discharged from accountability for 2016–17, the Gross Recovery Rate is 49 percent and the Success Rate is 36 percent.

Footnotes:

¹ Population data from the State of California, Department of Finance, E-1 State and County Population Estimates, January 1, 2016, and 2017.

² Excludes unfunded judgeships authorized under AB 159 (Stats. 2007, ch. 722). Positions are as of June 30, 2017.

³ Ending Balance is the value of outstanding delinquent fines, fees, forfeitures, penalties, and assessments, and may include victim restitution and other justice related reimbursements if the reporting program could not separate those balances.

⁴ The full report on the *18-month Statewide Infraction Amnesty Program* is available at www.courts.ca.gov/7466.htm.

This report contains information jointly reported by the court and county in the Judicial Council's *Collections Reporting Template*, under Penal Code section 1463.010.

County of Solano and Superior Court of Solano County Collections Program Summary of Fiscal Year 2016–17 Collections Reporting Template

County Population¹: 436,023

Authorized Judges/Commissioners²: 20/3.0

Total Revenue Collected: \$4,954,246

Total Amount Discharged: \$0

Gross Recovery Rate: 76%

Success Rate: 70%

Ending Balance³: \$121,878,659

Total Amount Adjusted: \$1,599,582

Program Overview

The collection of delinquent court-ordered debt is a cooperative effort between the Superior Court of Solano County and the County of Solano. The court and county have a written Memorandum of Understanding (MOU) for their collections program. The program includes the following activities as reported in the *Collections Reporting Template*:

- Contract with the Franchise Tax Board’s Interagency Intercept Collections (FTB-IIC) program;
- Contract with a private debt collector;
- A comprehensive collections program that includes 12 of the 16 collection activity components;
- Internet, and credit and debit card payment options; and
- Meets 23 of the 25 recommended collections best practices; the following best practices are currently not being met: 24, and 25 (see Attachment 3).

Performance

Based on the financial data reported, the program collected a total of \$4,954,246 from 203,590 total delinquent cases, with collection costs of \$491,032. The ending balance of \$121,878,659 in delinquent court-ordered debt represents 197,214 delinquent cases, of which 9,708 were established in the reporting period. The program did not discharge delinquent debt from accountability for the reporting period.

These totals include data from the last nine months, July 1, 2016, through April 3, 2017, of the 18-month statewide traffic amnesty program established by Vehicle Code section 42008.8. A total of 1,074 cases participated in the amnesty program during the reporting period and individuals had their balances reduced 50 percent or 80 percent. In addition, 1,181 driver’s licenses were reinstated as a result of the amnesty program. For the nine-month period, \$415,950 was collected by the program with collection costs of \$146,977.⁴

For the reporting period, the program has a 76 percent Gross Recovery Rate (GRR), which exceeds the recommended 34 percent benchmark, and is 21 percentage points higher than the prior year. The program’s Success Rate (SR) of 70 percent exceeds the recommended 31 percent benchmark and is 14 percentage points higher than the prior year.

This report contains information jointly reported by the court and county in the Judicial Council’s *Collections Reporting Template*, under Penal Code section 1463.010.

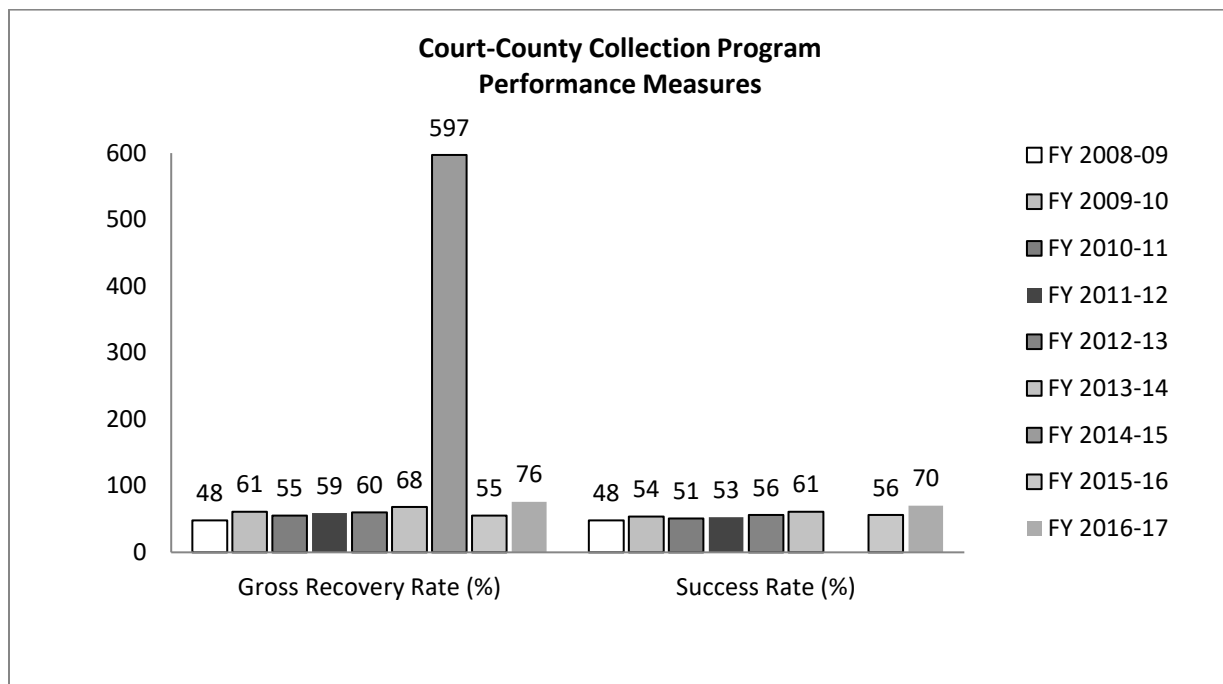
County of Solano and Superior Court of Solano County Collections Program Summary of Fiscal Year 2016–17 Collections Reporting Template

According to the Solano collections program, the increases in the Gross Recovery Rate and Success Rate are largely attributed to the county, the Franchise Tax Board, and the private vendor collecting more delinquent debt than was established. The Gross Recovery Rate and Success Rate are also impacted by significant increase in court-ordered reductions of case balances, and by case balance adjustments to cases participating in the amnesty program.

The table below shows the program’s total delinquent revenue collected and the percentage increase or decrease from year to year for the past nine fiscal years:

2008-09	2009-10	2010-11	2011-12	2012-13	2013-14	2014-15	2015-16	2016-17
\$9,984,596	\$10,143,636	\$8,911,155	\$8,098,848	\$7,273,371	\$7,295,212	\$7,442,185	\$5,561,846	\$4,954,246
	1.6%	-12.2%	-9.1%	-10.2%	0.3%	2.0%	-25.3%	-10.9%

The chart below shows performance measures for the past nine fiscal years:



Note: The 2015–16 and 2016–17 GRR and SR calculations were likely impacted by balance adjustments to cases participating in the amnesty program. Performance rates excluding those adjustments are not provided, as programs were not required by statute to report segregated amnesty adjustments.

This report contains information jointly reported by the court and county in the Judicial Council’s Collections Reporting Template, under Penal Code section 1463.010.

County of Solano and Superior Court of Solano County Collections Program Summary of Fiscal Year 2016–17 Collections Reporting Template

Footnotes:

¹ Population data from the State of California, Department of Finance, E-1 State and County Population Estimates, January 1, 2016, and 2017.

² Excludes unfunded judgeships authorized under AB 159 (Stats. 2007, ch. 722). Positions are as of June 30, 2017.

³ Ending Balance is the value of outstanding delinquent fines, fees, forfeitures, penalties, and assessments, and may include victim restitution and other justice related reimbursements if the reporting program could not separate those balances.

⁴ The full report on the *18-month Statewide Infraction Amnesty Program* is available at www.courts.ca.gov/7466.htm.

This report contains information jointly reported by the court and county in the Judicial Council's *Collections Reporting Template*, under Penal Code section 1463.010.

County of Sonoma and Superior Court of Sonoma County Collections Program Summary of Fiscal Year 2016–17 Collections Reporting Template

County Population¹: 505,120

Authorized Judges/Commissioners²: 20/3.0

Total Revenue Collected: \$9,321,290

Total Amount Discharged: \$131,662

Gross Recovery Rate: 87%

Success Rate: 86%

Ending Balance³: \$57,677,641

Total Amount Adjusted: \$174,400

Program Overview

The collection of delinquent court-ordered debt is a cooperative effort between the Superior Court of Sonoma County and the County of Sonoma. The court and county have a written Memorandum of Understanding (MOU) for their collections program. The program includes the following activities as reported in the *Collections Reporting Template*:

- Contracts with the Franchise Tax Board’s Court-Ordered Debt (FTB-COD) and Interagency Intercept Collections (FTB-IIC) programs;
- Contract with a private debt collector;
- A comprehensive collections program that includes 15 of the 16 collection activity components;
- Internet, and credit and debit card payment options; and
- Meets all 25 of the recommended collections best practices (see Attachment 3).

Performance

Based on the financial data reported, the program collected a total of \$9,321,290 from 92,172 total delinquent cases, with collection costs of \$1,876,660. The ending balance of \$57,677,641 in delinquent court-ordered debt represents 67,359 delinquent cases, of which 14,889 were established in the reporting period. As authorized by Government Code sections 25257 through 25259.95, the program discharged delinquent cases deemed uncollectible, with a total value of \$131,662 for the reporting period.

These totals include data from the last nine months, July 1, 2016, through April 3, 2017, of the 18-month statewide traffic amnesty program established by Vehicle Code section 42008.8. A total of 708 cases participated in the amnesty program during the reporting period and individuals had their balances reduced 50 percent or 80 percent. In addition, 688 driver’s licenses were reinstated as a result of the amnesty program. For the nine-month period, \$606,645 was collected by the program with collection costs of \$90,977.⁴

For the reporting period, the program has a 87 percent Gross Recovery Rate (GRR), which exceeds the recommended 34 percent benchmark, and is 393 percentage points lower than the prior year. The program’s Success Rate (SR) of 86 percent exceeds the recommended 31 percent benchmark and is 86 percentage points higher than the prior year.

This report contains information jointly reported by the court and county in the Judicial Council’s *Collections Reporting Template*, under Penal Code section 1463.010.

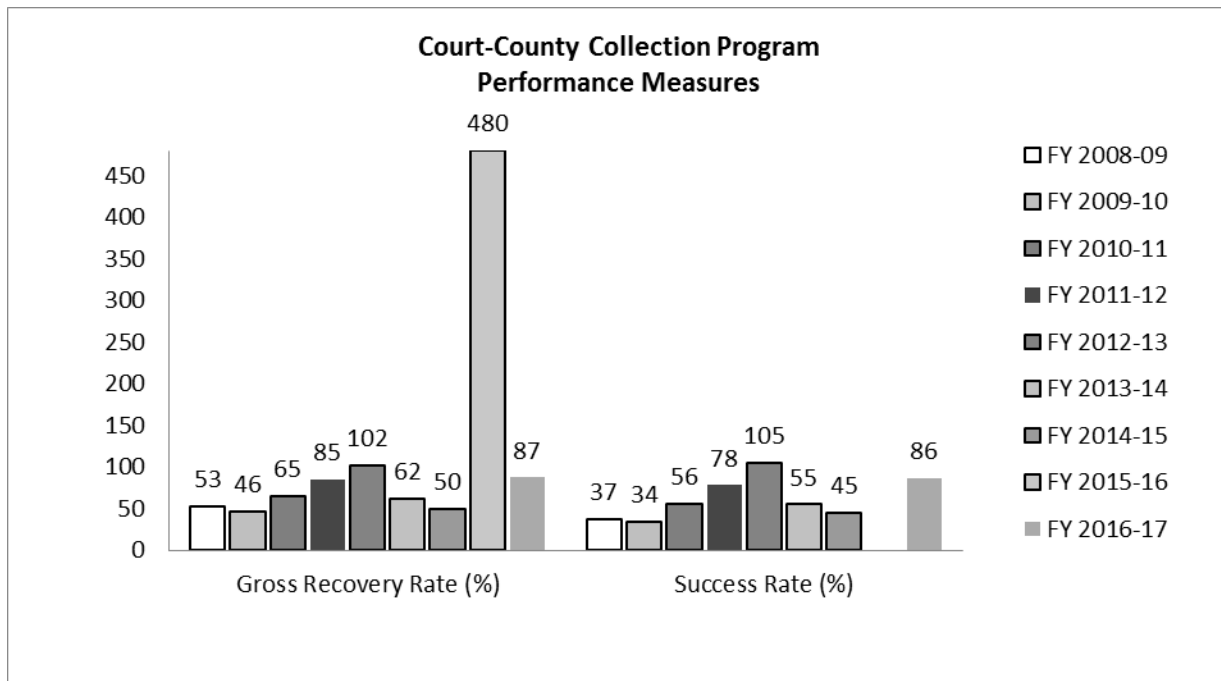
County of Sonoma and Superior Court of Sonoma County Collections Program Summary of Fiscal Year 2016–17 Collections Reporting Template

According to the Sonoma collections program, the decrease in the GRR is largely attributed to delinquent revenue collections exceeding the value of case established or referred in the prior year. The increase in the Success Rate is due to the timely submittal of accounts to the FTB for collections, especially public defender accounts. The program’s work with their private collection agency is coming along well; the program expects that collections through the private agency will increase as new accounts are referred. In addition, the Probation Department has been instrumental in providing collections and victim restitution collections data.

The table below shows the program’s total delinquent revenue collected and the percentage increase or decrease from year to year for the past nine fiscal years:

2008-09	2009-10	2010-11	2011-12	2012-13	2013-14	2014-15	2015-16	2016-17
\$5,894,340	\$6,435,371	\$8,837,866	\$8,469,331	\$7,643,967	\$9,290,110	\$8,828,556	\$7,242,251	\$9,321,290
	9.2%	37.3%	-4.2%	-9.7%	21.5%	-5.0%	-18.0%	28.7%

The chart below shows performance measures for the past nine fiscal years:



Note: The 2015–16 and 2016–17 GRR and SR calculations were likely impacted by balance adjustments to cases participating in the amnesty program. Performance rates excluding those adjustments are not provided, as programs were not required by statute to report segregated amnesty adjustments. If you exclude the \$131,662 in uncollectible debt that was discharged from

This report contains information jointly reported by the court and county in the Judicial Council’s Collections Reporting Template, under Penal Code section 1463.010.

County of Sonoma and Superior Court of Sonoma County Collections Program Summary of Fiscal Year 2016–17 Collections Reporting Template

accountability for 2016–17, the Gross Recovery Rate is 85 percent and the Success Rate is 85 percent.

Footnotes:

¹ Population data from the State of California, Department of Finance, E-1 State and County Population Estimates, January 1, 2016, and 2017.

² Excludes unfunded judgeships authorized under AB 159 (Stats. 2007, ch. 722). Positions are as of June 30, 2017.

³ Ending Balance is the value of outstanding delinquent fines, fees, forfeitures, penalties, and assessments, and may include victim restitution and other justice related reimbursements if the reporting program could not separate those balances.

⁴ The full report on the *18-month Statewide Infraction Amnesty Program* is available at www.courts.ca.gov/7466.htm.

This report contains information jointly reported by the court and county in the Judicial Council's *Collections Reporting Template*, under Penal Code section 1463.010.

County of Stanislaus and Superior Court of Stanislaus County Collections Program Summary of Fiscal Year 2016–17 Collections Reporting Template

County Population¹: 548,057

Gross Recovery Rate: 54%

Authorized Judges/Commissioners²: 21/3.0

Success Rate: 39%

Total Revenue Collected: \$6,562,280

Ending Balance³: \$135,794,148

Total Amount Discharged: \$187,098

Total Amount Adjusted: \$5,054,193

Program Overview

The collection of delinquent court-ordered debt is a cooperative effort between the Superior Court of Stanislaus County and the County of Stanislaus. The court and county have a written Memorandum of Understanding (MOU) for their collections program. The program includes the following activities as reported in the *Collections Reporting Template*:

- Contracts with the Franchise Tax Board's Court-Ordered Debt (FTB-COD) and Interagency Intercept Collections (FTB-IIC) programs;
- Contract with a private debt collector;
- A comprehensive collections program that includes all 16 collection activity components;
- Internet, and credit and debit card payment options; and
- Meets all 25 of the recommended collections best practices (see Attachment 3).

Performance

Based on the financial data reported, the program collected a total of \$6,562,280 from 254,036 total delinquent cases, with collection costs of \$1,476,472. The ending balance of \$135,794,148 in delinquent court-ordered debt represents 227,416 delinquent cases, of which 36,817 were established in the reporting period. As authorized by Government Code sections 25257 through 25259.95, the program discharged delinquent cases deemed uncollectible, with a total value of \$187,098 for the reporting period.

These totals include data from the last nine months, July 1, 2016, through April 3, 2017, of the 18-month statewide traffic amnesty program established by Vehicle Code section 42008.8. A total of 3,037 cases participated in the amnesty program during the reporting period and individuals had their balances reduced 50 percent or 80 percent. In addition, 1,900 driver's licenses were reinstated as a result of the amnesty program. For the nine-month period, \$187,494 was collected by the program with collection costs of \$95,980.⁴

For the reporting period, the program has a 54 percent Gross Recovery Rate (GRR), which exceeds the recommended 34 percent benchmark, and is 13 percentage points higher than the prior year. The program's Success Rate (SR) of 39 percent exceeds the recommended 31 percent benchmark and is 11 percentage points higher than the prior year.

According to the Stanislaus collections program, the increases in the Gross Recovery Rate and Success Rate are largely attributed to a higher rate of delinquent court-ordered debt collected due

This report contains information jointly reported by the court and county in the Judicial Council's *Collections Reporting Template*, under Penal Code section 1463.010.

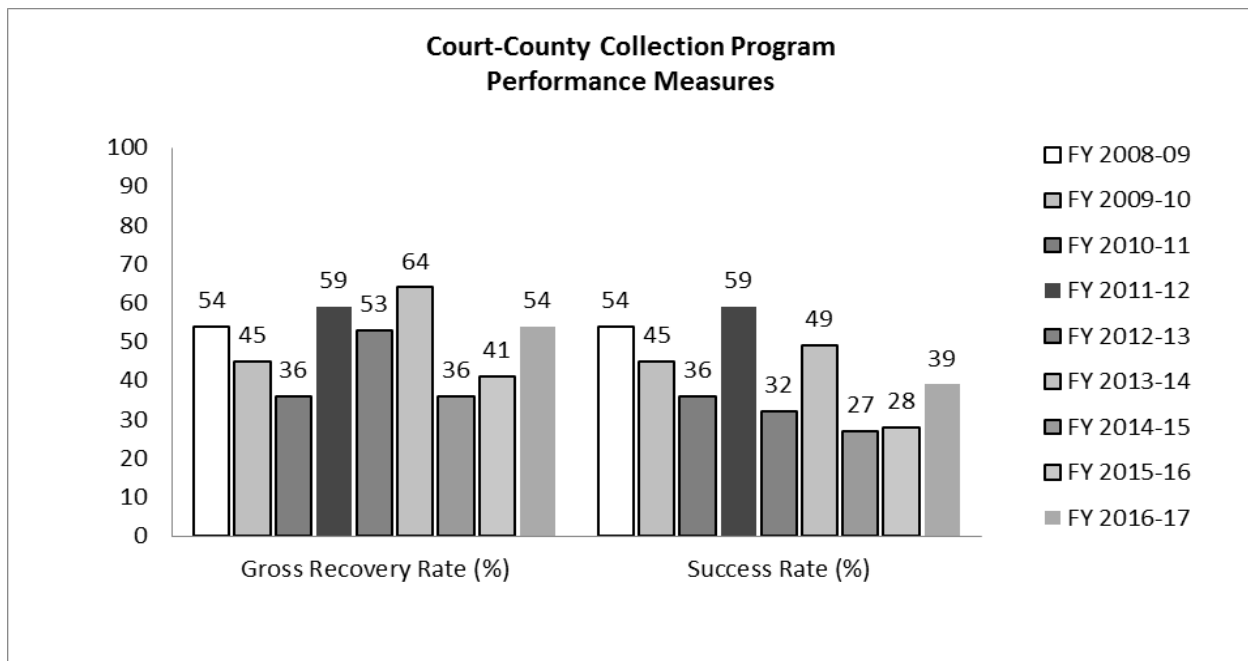
County of Stanislaus and Superior Court of Stanislaus County Collections Program Summary of Fiscal Year 2016–17 Collections Reporting Template

to the Statewide Traffic Amnesty Program coming to an end. There was also a slight increase of collections received from Franchise Tax Board in fiscal year 2016-17.

The table below shows the program’s total delinquent revenue collected and the percentage increase or decrease from year to year for the past nine fiscal years:

2008-09	2009-10	2010-11	2011-12	2012-13	2013-14	2014-15	2015-16	2016-17
\$6,296,177	\$3,610,207	\$7,700,898	\$6,971,241	\$6,635,824	\$6,391,560	\$6,277,758	\$6,354,043	\$6,562,280
	-42.7%	113.3%	-9.5%	-4.8%	-3.7%	-1.8%	1.2%	3.3%

The chart below shows performance measures for the past nine fiscal years:



Note: The 2015–16 and 2016–17 GRR and SR calculations were likely impacted by balance adjustments to cases participating in the amnesty program. Performance rates excluding those adjustments are not provided, as programs were not required by statute to report segregated amnesty adjustments. If you exclude the \$187,098 in uncollectible debt that was discharged from accountability for 2016–17, the Gross Recovery Rate is 53 percent and the Success Rate is 39 percent.

Footnotes:

This report contains information jointly reported by the court and county in the Judicial Council’s Collections Reporting Template, under Penal Code section 1463.010.

County of Stanislaus and Superior Court of Stanislaus County Collections Program Summary of Fiscal Year 2016–17 Collections Reporting Template

¹ Population data from the State of California, Department of Finance, E-1 State and County Population Estimates, January 1, 2016, and 2017.

² Excludes unfunded judgeships authorized under AB 159 (Stats. 2007, ch. 722). Positions are as of June 30, 2017.

³ Ending Balance is the value of outstanding delinquent fines, fees, forfeitures, penalties, and assessments, and may include victim restitution and other justice related reimbursements if the reporting program could not separate those balances.

⁴ The full report on the *18-month Statewide Infraction Amnesty Program* is available at www.courts.ca.gov/7466.htm.

This report contains information jointly reported by the court and county in the Judicial Council's *Collections Reporting Template*, under Penal Code section 1463.010.

**County of Sutter and Superior Court of Sutter County Collections Program
Summary of Fiscal Year 2016–17 Collections Reporting Template**

County Population¹: 96,956

Authorized Judges/Commissioners²: 5/0.3

Total Revenue Collected: \$1,144,846

Total Amount Discharged: \$0

Gross Recovery Rate: 0%

Success Rate: 0%

Ending Balance³: \$16,956,362

Total Amount Adjusted: \$188,076

Program Overview

The collection of delinquent court-ordered debt is a cooperative effort between the Superior Court of Sutter County and the County of Sutter. The court and county have a written Memorandum of Understanding (MOU) for their collections program. The program includes the following activities as reported in the *Collections Reporting Template*:

- Contracts with the Franchise Tax Board’s Court-Ordered Debt (FTB-COD) and Interagency Intercept Collections (FTB-IIC) programs;
- A comprehensive collections program that includes 14 of the 16 collection activity components;
- Internet, and credit and debit card payment options; and
- Meets 19 of the 25 recommended collections best practices; the following best practices are currently not being met: 2, 14, 18, 22, 23, and 25 (see Attachment 3).

Performance

Based on the financial data reported, the program collected a total of \$1,144,846 from 36,550 total delinquent cases, with collection costs of \$327,767. The ending balance of \$16,956,362 in delinquent court-ordered debt represents 36,000 delinquent cases, of which -1,000 were established in the reporting period. The program did not discharge delinquent debt from accountability for the reporting period.

These totals include data from the last nine months, July 1, 2016, through April 3, 2017, of the 18-month statewide traffic amnesty program established by Vehicle Code section 42008.8. A total of 99 cases participated in the amnesty program during the reporting period and individuals had their balances reduced 50 percent or 80 percent. In addition, 109 driver’s licenses were reinstated as a result of the amnesty program. For the nine-month period, \$7,884 was collected by the program with collection costs of \$5,168.⁴

For the reporting period, the program has a 0 percent Gross Recovery Rate (GRR), which does not exceed the recommended 34 percent benchmark, and is 176 percentage points lower than the prior year. The program’s Success Rate (SR) of 0 percent does not exceed the recommended 31 percent benchmark and is equal to the prior year.

This report contains information jointly reported by the court and county in the Judicial Council’s *Collections Reporting Template*, under Penal Code section 1463.010.

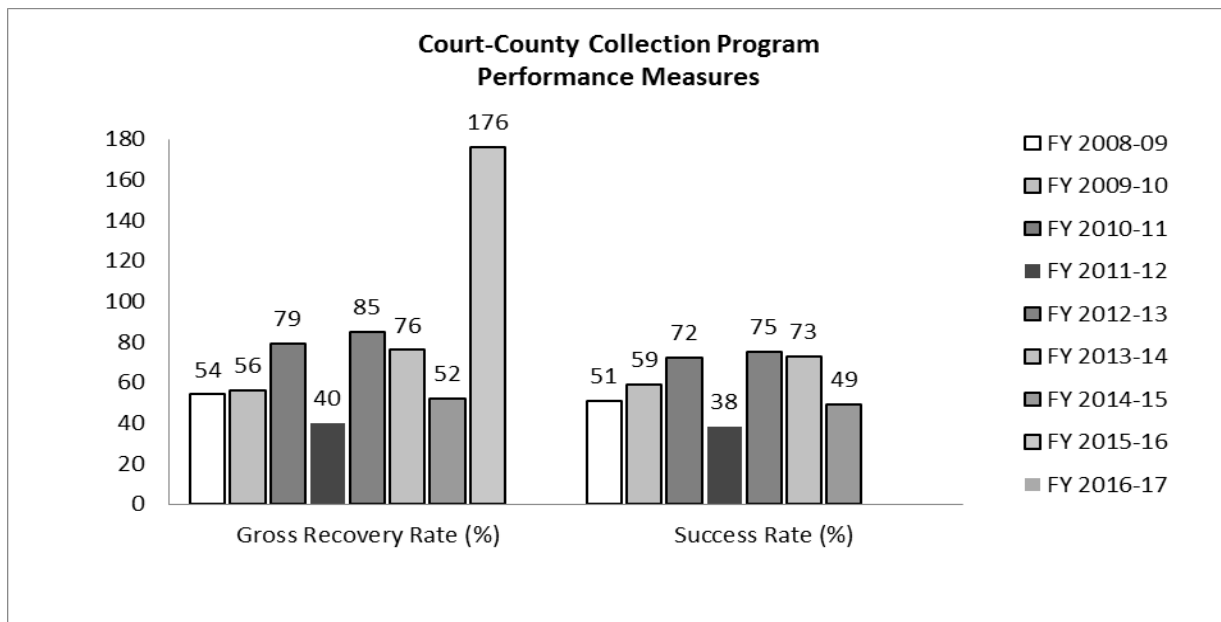
County of Sutter and Superior Court of Sutter County Collections Program Summary of Fiscal Year 2016–17 Collections Reporting Template

According to the Sutter collections program, the Gross Recovery Rate and Success Rates were not calculated by formulas because the reported value of cases established or referred to collections was significantly less than revenues and adjustments due to data conversions issues resulting from the court’s conversion to a new case management system. The "Out of Balance" error message in the report is due to the corrections in the value of case referrals as a result of data conversion issues. The court is hopeful that all data conversion issues, experienced during the conversion to new case management system, will be addressed by the end of 2017-18 and that the beginning and ending data will balance going forward.

The table below shows the program’s total delinquent revenue collected and the percentage increase or decrease from year to year for the past nine fiscal years:

2008-09	2009-10	2010-11	2011-12	2012-13	2013-14	2014-15	2015-16	2016-17
\$3,833,165	\$3,309,242	\$2,267,772	\$2,820,213	\$2,216,723	\$1,855,003	\$2,060,341	\$2,303,066	\$1,144,846
	-13.7%	-31.5%	24.4%	-21.4%	-16.3%	11.1%	11.8%	-50.3%

The chart below shows performance measures for the past nine fiscal years:



Note: The 2015–16 and 2016–17 GRR and SR calculations were likely impacted by balance adjustments to cases participating in the amnesty program. Performance rates excluding those adjustments are not provided, as programs were not required by statute to report segregated amnesty adjustments.

This report contains information jointly reported by the court and county in the Judicial Council’s *Collections Reporting Template*, under Penal Code section 1463.010.

County of Sutter and Superior Court of Sutter County Collections Program Summary of Fiscal Year 2016–17 Collections Reporting Template

Footnotes:

¹ Population data from the State of California, Department of Finance, E-1 State and County Population Estimates, January 1, 2016, and 2017.

² Excludes unfunded judgeships authorized under AB 159 (Stats. 2007, ch. 722). Positions are as of June 30, 2017.

³ Ending Balance is the value of outstanding delinquent fines, fees, forfeitures, penalties, and assessments, and may include victim restitution and other justice related reimbursements if the reporting program could not separate those balances.

⁴ The full report on the *18-month Statewide Infraction Amnesty Program* is available at www.courts.ca.gov/7466.htm.

This report contains information jointly reported by the court and county in the Judicial Council's *Collections Reporting Template*, under Penal Code section 1463.010.

County of Tehama and Superior Court of Tehama County Collections Program Summary of Fiscal Year 2016–17 Collections Reporting Template

County Population¹: 63,995

Authorized Judges/Commissioners²: 4/0.3

Total Revenue Collected: \$752,308

Total Amount Discharged: \$0

Gross Recovery Rate: 39%

Success Rate: 31%

Ending Balance³: \$10,665,332

Total Amount Adjusted: \$331,765

Program Overview

The collection of delinquent court-ordered debt is a cooperative effort between the Superior Court of Tehama County and the County of Tehama. The court and county have a written Memorandum of Understanding (MOU) for their collections program. The program includes the following activities as reported in the *Collections Reporting Template*:

- An MOU with the Superior Court of Shasta County to provide collections services as part of an Intrabranched Collections Services Program;
- Contracts with the Franchise Tax Board’s Court-Ordered Debt (FTB-COD) and Interagency Intercept Collections (FTB-IIC) programs;
- Contract with a private debt collector;
- A comprehensive collections program that includes all 16 collection activity components;
- Credit and debit card payment options; and
- Meets 24 of the 25 recommended collections best practices; the following best practice is currently not being met: 16 (see Attachment 3).

Performance

Based on the financial data reported, the program collected a total of \$752,308 from 11,096 total delinquent cases, with collection costs of \$206,501. The ending balance of \$10,665,332 in delinquent court-ordered debt represents 9,746 delinquent cases, of which 2,710 were established in the reporting period. The program did not discharge delinquent debt from accountability for the reporting period.

These totals include data from the last nine months, July 1, 2016, through April 3, 2017, of the 18-month statewide traffic amnesty program established by Vehicle Code section 42008.8. A total of 492 cases participated in the amnesty program during the reporting period and individuals had their balances reduced 50 percent or 80 percent. In addition, 144 driver’s licenses were reinstated as a result of the amnesty program. For the nine-month period, \$60,138 was collected by the program with collection costs of \$25,947.⁴

For the reporting period, the program has a 39 percent Gross Recovery Rate (GRR), which exceeds the recommended 34 percent benchmark, and is 11 percentage points lower than the prior year. The program’s Success Rate (SR) of 31 percent equals the recommended 31 percent benchmark and is 11 percentage points lower than the prior year.

This report contains information jointly reported by the court and county in the Judicial Council’s *Collections Reporting Template*, under Penal Code section 1463.010.

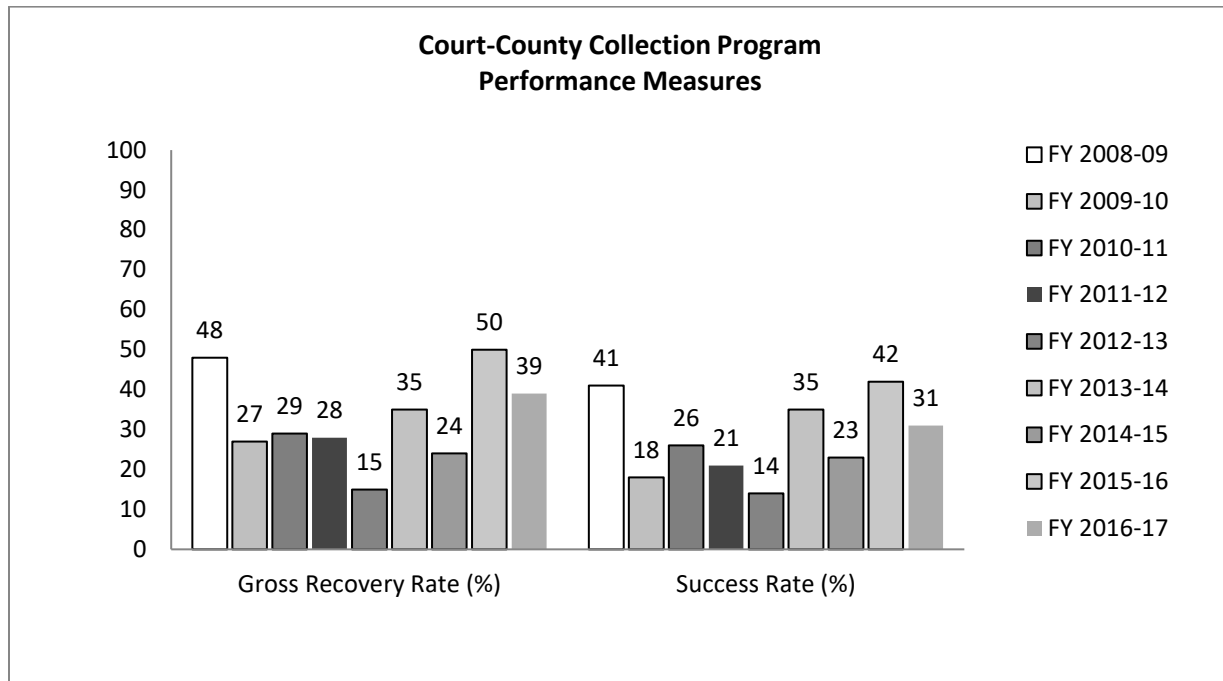
County of Tehama and Superior Court of Tehama County Collections Program Summary of Fiscal Year 2016–17 Collections Reporting Template

According to the Tehama collections program, the decreases in the Gross Recovery Rate and Success Rate are largely attributed to the significant reduction in the amount of revenue collected on delinquent court-ordered debt. A significant factor for the reduction in collections was the Statewide Traffic Amnesty Program.

The table below shows the program’s total delinquent revenue collected and the percentage increase or decrease from year to year for the past nine fiscal years:

2008-09	2009-10	2010-11	2011-12	2012-13	2013-14	2014-15	2015-16	2016-17
\$409,941	\$439,935	\$595,677	\$476,917	\$278,950	\$1,556,174	\$890,453	\$1,059,689	\$752,308
	7.3%	35.4%	-19.9%	-41.5%	457.9%	-42.8%	19.0%	-29.0%

The chart below shows performance measures for the past nine fiscal years:



Note: The 2015–16 and 2016–17 GRR and SR calculations were likely impacted by balance adjustments to cases participating in the amnesty program. Performance rates excluding those adjustments are not provided, as programs were not required by statute to report segregated amnesty adjustments.

Footnotes:

¹ Population data from the State of California, Department of Finance, E-1 State and County Population Estimates, January 1, 2016, and 2017.

This report contains information jointly reported by the court and county in the Judicial Council’s Collections Reporting Template, under Penal Code section 1463.010.

County of Tehama and Superior Court of Tehama County Collections Program Summary of Fiscal Year 2016–17 Collections Reporting Template

² Excludes unfunded judgeships authorized under AB 159 (Stats. 2007, ch. 722). Positions are as of June 30, 2017.

³ Ending Balance is the value of outstanding delinquent fines, fees, forfeitures, penalties, and assessments, and may include victim restitution and other justice related reimbursements if the reporting program could not separate those balances.

⁴ The full report on the *18-month Statewide Infraction Amnesty Program* is available at www.courts.ca.gov/7466.htm.

This report contains information jointly reported by the court and county in the Judicial Council's *Collections Reporting Template*, under Penal Code section 1463.010.

**County of Trinity and Superior Court of Trinity County Collections Program
Summary of Fiscal Year 2016–17 Collections Reporting Template**

County Population¹: 13,628

Authorized Judges/Commissioners²: 2/0.3

Total Revenue Collected: \$532,545

Total Amount Discharged: \$0

Gross Recovery Rate: 50%

Success Rate: 28%

Ending Balance³: \$13,876,253

Total Amount Adjusted: \$831,833

Program Overview

The collection of delinquent court-ordered debt is a cooperative effort between the Superior Court of Trinity County and the County of Trinity. The court and county have a written Memorandum of Understanding (MOU) for their collections program. The program includes the following activities as reported in the *Collections Reporting Template*:

- Contracts with the Franchise Tax Board’s Court-Ordered Debt (FTB-COD) and Interagency Intercept Collections (FTB-IIC) programs;
- A comprehensive collections program that includes 15 of the 16 collection activity components;
- Internet, and credit and debit card payment options; and
- Meets 23 of the 25 recommended collections best practices; the following best practices are currently not being met: 23, and 25 (see Attachment 3).

Performance

Based on the financial data reported, the program collected a total of \$532,545 from 9,070 total delinquent cases, with collection costs of \$207,538. The ending balance of \$13,876,253 in delinquent court-ordered debt represents 8,485 delinquent cases, of which 1,158 were established in the reporting period. The program did not discharge delinquent debt from accountability for the reporting period.

These totals include data from the last nine months, July 1, 2016, through April 3, 2017, of the 18-month statewide traffic amnesty program established by Vehicle Code section 42008.8. A total of 11 cases participated in the amnesty program during the reporting period and individuals had their balances reduced 50 percent or 80 percent. In addition, 8 individuals’ driver’s licenses were reinstated as a result of the amnesty program. For the nine-month period, \$643 was collected by the program with collection costs of \$172.⁴

For the reporting period, the program has a 50 percent Gross Recovery Rate (GRR), which exceeds the recommended 34 percent benchmark, and is 55 percentage points lower than the prior year. The program’s Success Rate (SR) of 28 percent does not exceed the recommended 31 percent benchmark and is 114 percentage points lower than the prior year.

This report contains information jointly reported by the court and county in the Judicial Council’s *Collections Reporting Template*, under Penal Code section 1463.010.

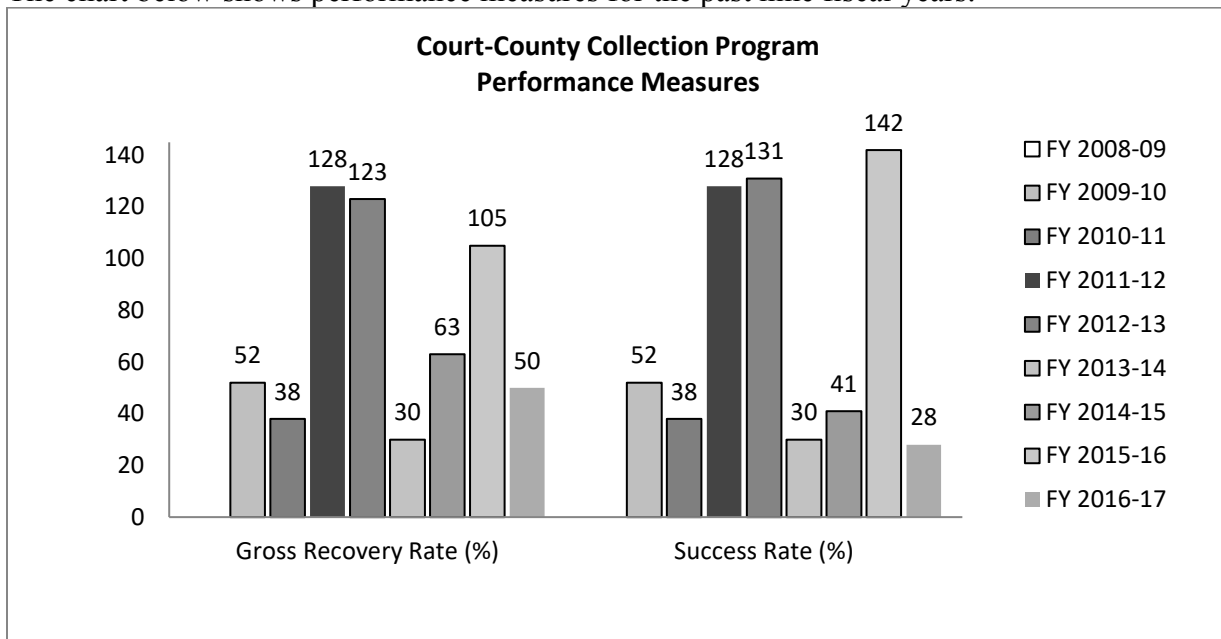
County of Trinity and Superior Court of Trinity County Collections Program Summary of Fiscal Year 2016–17 Collections Reporting Template

According to the Trinity collections program, the decreases in the Gross Recovery Rate and Success Rate are attributed to the \$2 million in delinquent debt discharged from accountability in the prior year, which if excluded, the Gross Recovery and Success Rates would be 26 and 20 percent, respectively. According to the U.S. Census Bureau, 19.5 percent of the population of Trinity County live below the poverty line, which is significantly higher than the national average of 14.7 percent. However, the Gross Recovery Rate continues to surpass the established benchmark, which is attributed to the continued diligent efforts of the collection staff finding creative ways of supporting clients in making regular fine payments. One such measure is the induction of the county’s delinquent collections program to offer auto pay, enabling clients to efficiently satisfy their scheduled monthly installments, this may have contributed to the 10 percent increase in delinquent court-ordered debt collections, from prior year. Lastly, the collections program continues to assess improved means of compiling required data, opposed to relying solely upon the information that the case management system is able to render, with the intention of providing more accurate information.

The table below shows the program’s total delinquent revenue collected and the percentage increase or decrease from year to year for the past nine fiscal years:

2008-09	2009-10	2010-11	2011-12	2012-13	2013-14	2014-15	2015-16	2016-17
\$0	\$269,493	\$301,378	\$382,799	\$328,957	\$324,474	\$332,004	\$483,515	\$532,545
	error%	11.8%	27.0%	-14.1%	-1.4%	2.3%	45.6%	10.1%

The chart below shows performance measures for the past nine fiscal years:



This report contains information jointly reported by the court and county in the Judicial Council’s *Collections Reporting Template*, under Penal Code section 1463.010.

County of Trinity and Superior Court of Trinity County Collections Program Summary of Fiscal Year 2016–17 Collections Reporting Template

Note: The 2015–16 and 2016–17 GRR and SR calculations were likely impacted by balance adjustments to cases participating in the amnesty program. Performance rates excluding those adjustments are not provided, as programs were not required by statute to report segregated amnesty adjustments.

Footnotes:

¹ Population data from the State of California, Department of Finance, E-1 State and County Population Estimates, January 1, 2016, and 2017.

² Excludes unfunded judgeships authorized under AB 159 (Stats. 2007, ch. 722). Positions are as of June 30, 2017.

³ Ending Balance is the value of outstanding delinquent fines, fees, forfeitures, penalties, and assessments, and may include victim restitution and other justice related reimbursements if the reporting program could not separate those balances.

⁴ The full report on the *18-month Statewide Infraction Amnesty Program* is available at www.courts.ca.gov/7466.htm.

This report contains information jointly reported by the court and county in the Judicial Council’s *Collections Reporting Template*, under Penal Code section 1463.010.

**County of Tulare and Superior Court of Tulare County Collections Program
Summary of Fiscal Year 2016–17 Collections Reporting Template**

County Population¹: 471,842
Authorized Judges/Commissioners²: 20/3.0
Total Revenue Collected: \$10,882,917
Total Amount Discharged: \$318,741

Gross Recovery Rate: 67%
Success Rate: 40%
Ending Balance³: \$195,476,730
Total Amount Adjusted: \$21,980,060

Program Overview

The collection of delinquent court-ordered debt is a cooperative effort between the Superior Court of Tulare County and the County of Tulare. The court and county have a written Memorandum of Understanding (MOU) for their collections program. The program includes the following activities as reported in the *Collections Reporting Template*:

- Contracts with the Franchise Tax Board’s Court-Ordered Debt (FTB-COD) and Interagency Intercept Collections (FTB-IIC) programs;
- Contract with a private debt collector;
- A comprehensive collections program that includes 15 of the 16 collection activity components;
- Internet, and credit and debit card payment options; and
- Meets all 25 of the recommended collections best practices (see Attachment 3).

Performance

Based on the financial data reported, the program collected a total of \$10,882,917 from 432,897 total delinquent cases, with collection costs of \$2,471,032. The ending balance of \$195,476,730 in delinquent court-ordered debt represents 311,021 delinquent cases, of which 74,554 were established in the reporting period. As authorized by Government Code sections 25257 through 25259.95, the program discharged delinquent cases deemed uncollectible, with a total value of \$318,741 for the reporting period.

These totals include data from the last nine months, July 1, 2016, through April 3, 2017, of the 18-month statewide traffic amnesty program established by Vehicle Code section 42008.8. A total of 4,020 cases participated in the amnesty program during the reporting period and individuals had their balances reduced 50 percent or 80 percent. In addition, 1,618 individuals’ driver’s licenses were reinstated as a result of the amnesty program. For the nine-month period, \$367,210 was collected by the program with collection costs of \$-418,525.⁴

For the reporting period, the program has a 67 percent Gross Recovery Rate (GRR), which exceeds the recommended 34 percent benchmark, and is 16 percentage points higher than the prior year. The program’s Success Rate (SR) of 40 percent exceeds the recommended 31 percent benchmark and is 13 percentage points higher than the prior year.

This report contains information jointly reported by the court and county in the Judicial Council’s *Collections Reporting Template*, under Penal Code section 1463.010.

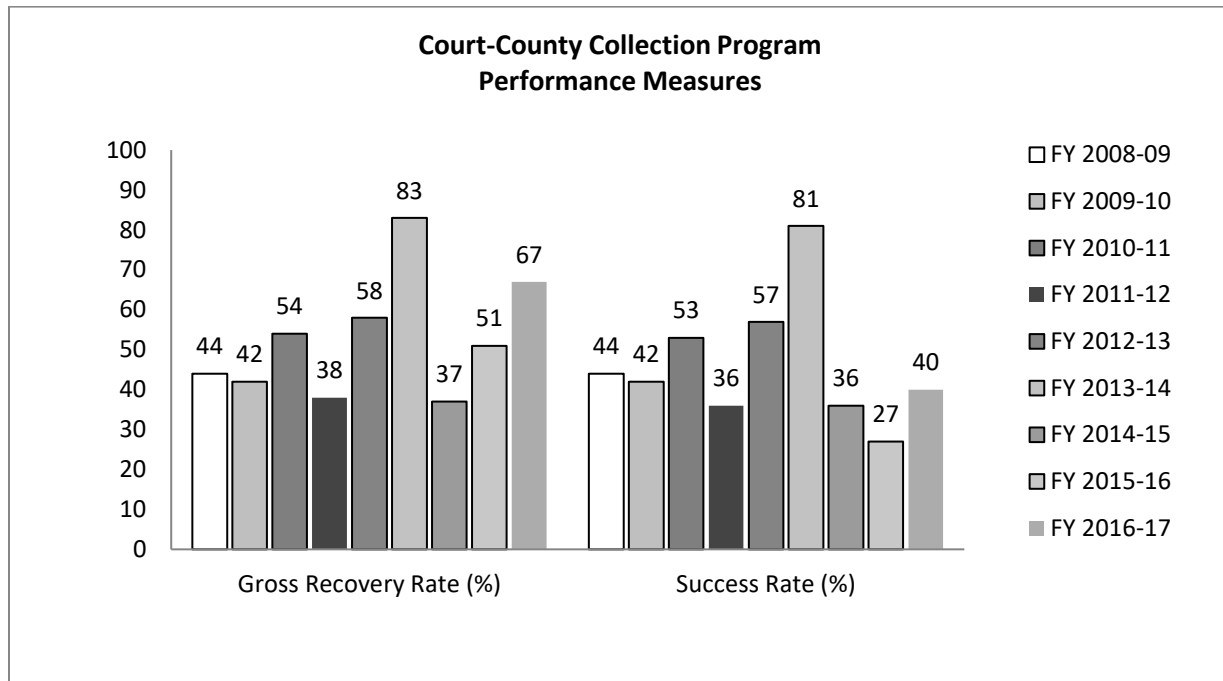
County of Tulare and Superior Court of Tulare County Collections Program Summary of Fiscal Year 2016–17 Collections Reporting Template

According to the Tulare collections program, the increases in the Gross Recovery Rate and Success Rate are largely attributed to being able to track collection cases more accurately and continued success with the implementation of a credit card payment option; increasing their credit card payments by 16.58 percent over the prior year collections. Also, the program has expanded its online payment system and has contracted with a new credit card processing vendor reducing the credit/debit card payment convenience fee. Lastly, the program is using Lexis Nexis to skip trace with no phone numbers and is working with the case management system administrator to automate the skip tracing process.

The table below shows the program’s total delinquent revenue collected and the percentage increase or decrease from year to year for the past nine fiscal years:

2008-09	2009-10	2010-11	2011-12	2012-13	2013-14	2014-15	2015-16	2016-17
\$8,133,503	\$7,756,320	\$9,130,864	\$10,512,071	\$11,005,123	\$9,940,351	\$12,765,303	\$10,419,699	\$10,882,917
	-4.6%	17.7%	15.1%	4.7%	-9.7%	28.4%	-18.4%	4.4%

The chart below shows performance measures for the past nine fiscal years:



Note: The 2015–16 and 2016–17 GRR and SR calculations were likely impacted by balance adjustments to cases participating in the amnesty program. Performance rates excluding those

This report contains information jointly reported by the court and county in the Judicial Council’s Collections Reporting Template, under Penal Code section 1463.010.

County of Tulare and Superior Court of Tulare County Collections Program Summary of Fiscal Year 2016–17 Collections Reporting Template

adjustments are not provided, as programs were not required by statute to report segregated amnesty adjustments.

Footnotes:

¹ Population data from the State of California, Department of Finance, E-1 State and County Population Estimates, January 1, 2016, and 2017.

² Excludes unfunded judgeships authorized under AB 159 (Stats. 2007, ch. 722). Positions are as of June 30, 2017.

³ Ending Balance is the value of outstanding delinquent fines, fees, forfeitures, penalties, and assessments, and may include victim restitution and other justice related reimbursements if the reporting program could not separate those balances.

⁴ The full report on the *18-month Statewide Infraction Amnesty Program* is available at www.courts.ca.gov/7466.htm.

This report contains information jointly reported by the court and county in the Judicial Council's *Collections Reporting Template*, under Penal Code section 1463.010.

County of Tuolumne and Superior Court of Tuolumne County Collections Program Summary of Fiscal Year 2016–17 Collections Reporting Template

County Population¹: 54,707

Authorized Judges/Commissioners²: 4/0.8

Total Revenue Collected: \$1,956,993

Total Amount Discharged: \$0

Gross Recovery Rate: 37%

Success Rate: 35%

Ending Balance³: \$34,678,885

Total Amount Adjusted: \$172,838

Program Overview

The collection of delinquent court-ordered debt is a cooperative effort between the Superior Court of Tuolumne County and the County of Tuolumne. The court and county have a written Memorandum of Understanding (MOU) for their collections program. The program includes the following activities as reported in the *Collections Reporting Template*:

- Contracts with the Franchise Tax Board’s Court-Ordered Debt (FTB-COD) and Interagency Intercept Collections (FTB-IIC) programs;
- A comprehensive collections program that includes 15 of the 16 collection activity components;
- Internet, and credit and debit card payment options; and
- Meets all 25 of the recommended collections best practices (see Attachment 3).

Performance

Based on the financial data reported, the program collected a total of \$1,956,993 from 34,814 total delinquent cases, with collection costs of \$431,106. The ending balance of \$34,678,885 in delinquent court-ordered debt represents 31,549 delinquent cases, of which 4,361 were established in the reporting period. The program did not discharge delinquent debt from accountability for the reporting period.

These totals include data from the last nine months, July 1, 2016, through April 3, 2017, of the 18-month statewide traffic amnesty program established by Vehicle Code section 42008.8. A total of 205 cases participated in the amnesty program during the reporting period and individuals had their balances reduced 50 percent or 80 percent. In addition, 404 driver’s licenses were reinstated as a result of the amnesty program. For the nine-month period, \$28,611 was collected by the program with collection costs of \$14,181.⁴

For the reporting period, the program has a 37 percent Gross Recovery Rate (GRR), which exceeds the recommended 34 percent benchmark, and is 8 percentage points lower than the prior year. The program’s Success Rate (SR) of 35 percent exceeds the recommended 31 percent benchmark and is equal to the prior year.

This report contains information jointly reported by the court and county in the Judicial Council’s *Collections Reporting Template*, under Penal Code section 1463.010.

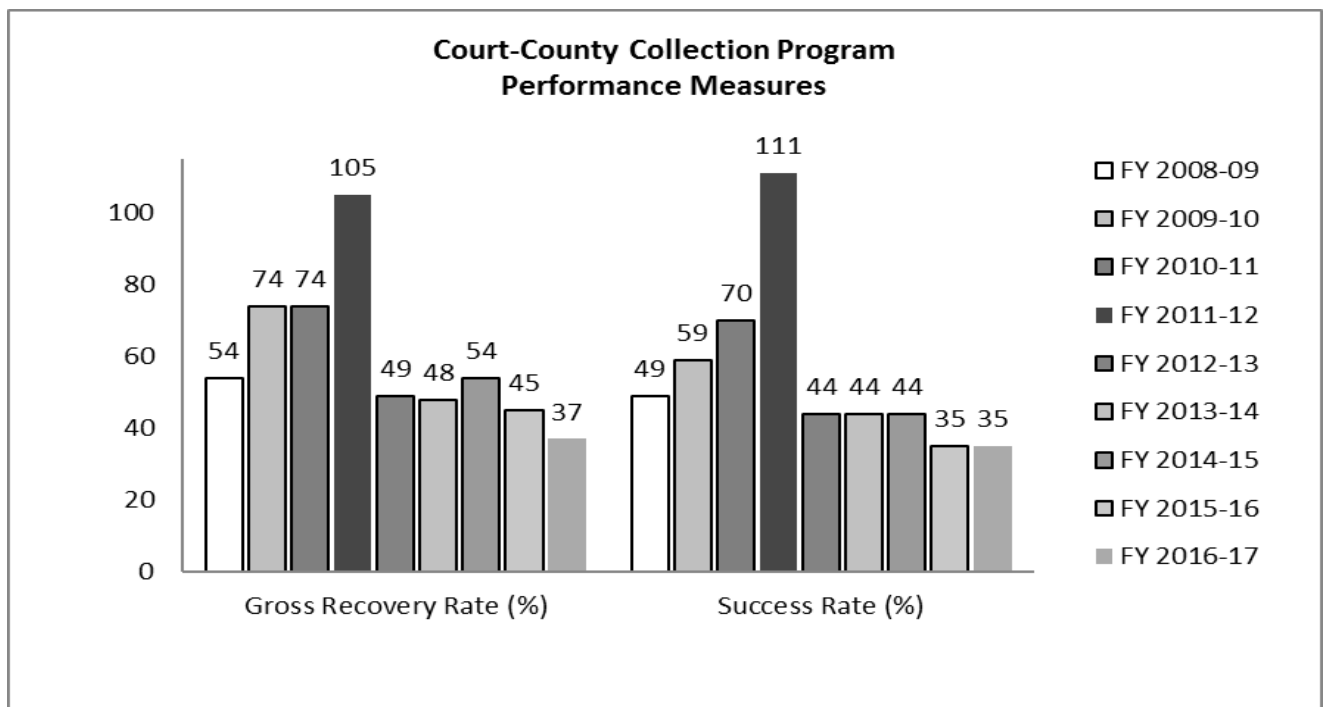
County of Tuolumne and Superior Court of Tuolumne County Collections Program Summary of Fiscal Year 2016–17 Collections Reporting Template

According to the Tuolumne collections program, the decrease in the Gross Recovery Rate is largely attributed to the change in the reporting of cancelled and/or returned FTB-COD program accounts. In addition, the Statewide Traffic Amnesty Program continued to require additional staff time and resources causing increased collection costs. These changes also resulted in little change to the Success Rate, as compared to the previous year.

The table below shows the program’s total delinquent revenue collected and the percentage increase or decrease from year to year for the past nine fiscal years:

2008-09	2009-10	2010-11	2011-12	2012-13	2013-14	2014-15	2015-16	2016-17
\$1,372,407	\$1,455,001	\$1,921,594	\$1,543,392	\$1,448,567	\$1,451,698	\$1,683,860	\$1,597,028	\$1,956,993
	6.0%	32.1%	-19.7%	-6.1%	0.2%	16.0%	-5.2%	22.5%

The chart below shows performance measures for the past nine fiscal years:



Note: The 2015–16 and 2016–17 GRR and SR calculations were likely impacted by balance adjustments to cases participating in the amnesty program. Performance rates excluding those adjustments are not provided, as programs were not required by statute to report segregated amnesty adjustments.

This report contains information jointly reported by the court and county in the Judicial Council’s Collections Reporting Template, under Penal Code section 1463.010.

County of Tuolumne and Superior Court of Tuolumne County Collections Program Summary of Fiscal Year 2016–17 Collections Reporting Template

Footnotes:

¹ Population data from the State of California, Department of Finance, E-1 State and County Population Estimates, January 1, 2016, and 2017.

² Excludes unfunded judgeships authorized under AB 159 (Stats. 2007, ch. 722). Positions are as of June 30, 2017.

³ Ending Balance is the value of outstanding delinquent fines, fees, forfeitures, penalties, and assessments, and may include victim restitution and other justice related reimbursements if the reporting program could not separate those balances.

⁴ The full report on the *18-month Statewide Infraction Amnesty Program* is available at www.courts.ca.gov/7466.htm.

This report contains information jointly reported by the court and county in the Judicial Council's *Collections Reporting Template*, under Penal Code section 1463.010.

County of Ventura and Superior Court of Ventura County Collections Program Summary of Fiscal Year 2016–17 Collections Reporting Template

County Population¹: 857,386

Authorized Judges/Commissioners²: 29/4.0

Total Revenue Collected: \$26,943,729

Total Amount Discharged: \$0

Gross Recovery Rate: 101%

Success Rate: 101%

Ending Balance³: \$158,334,336

Total Amount Adjusted: \$6,283,283

Program Overview

The collection of delinquent court-ordered debt is a cooperative effort between the Superior Court of Ventura County and the County of Ventura. The court and county have a written Memorandum of Understanding (MOU) for their collections program. The program includes the following activities as reported in the *Collections Reporting Template*:

- Contracts with the Franchise Tax Board’s Court-Ordered Debt (FTB-COD) and Interagency Intercept Collections (FTB-IIC) programs;
- Contracts with five private debt collectors;
- A comprehensive collections program that includes all 16 collection activity components;
- Internet, and credit and debit card payment options; and
- Meets 24 of the 25 recommended collections best practices; the following best practice is currently not being met: 2 (see Attachment 3).

Performance

Based on the financial data reported, the program collected a total of \$26,943,729 from 498,580 total delinquent cases, with collection costs of \$5,388,745. The ending balance of \$158,334,336 in delinquent court-ordered debt represents 253,465 delinquent cases, of which 61,245 were established in the reporting period. The program did not discharge delinquent debt from accountability for the reporting period.

These totals include data from the last nine months, July 1, 2016, through April 3, 2017, of the 18-month statewide traffic amnesty program established by Vehicle Code section 42008.8. A total of 3,391 cases participated in the amnesty program during the reporting period and individuals had their balances reduced 50 percent or 80 percent. In addition, 4,124 driver’s licenses were reinstated as a result of the amnesty program. For the nine-month period, \$2,005,820 was collected by the program with collection costs of \$401,164.⁴

For the reporting period, the program has a 101 percent Gross Recovery Rate (GRR), which exceeds the recommended 34 percent benchmark, and is 5 percentage points lower than the prior year. The program’s Success Rate (SR) of 101 percent exceeds the recommended 31 percent benchmark and is 7 percentage points lower than the prior year.

According to the Ventura collections program, the decreases in the Gross Recovery Rate and Success Rate are attributed to a decline in the value of cases established or referred to

This report contains information jointly reported by the court and county in the Judicial Council’s *Collections Reporting Template*, under Penal Code section 1463.010.

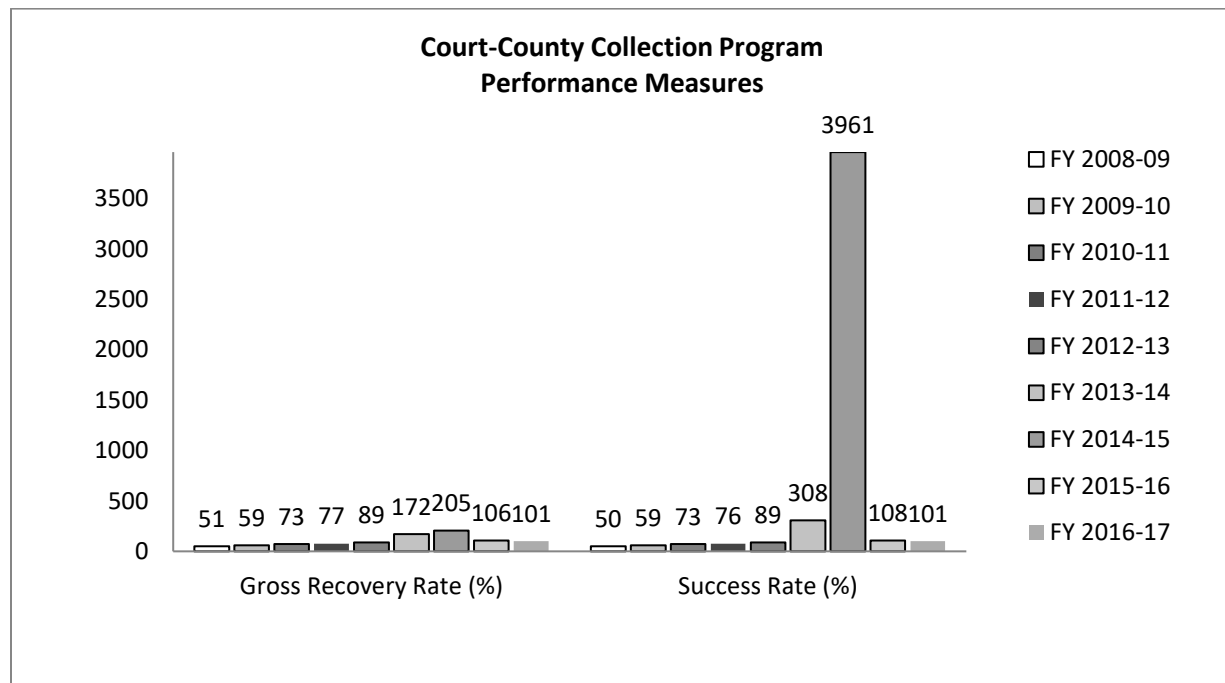
County of Ventura and Superior Court of Ventura County Collections Program Summary of Fiscal Year 2016–17 Collections Reporting Template

collections, and decreased delinquent court-ordered debt collections and adjustments. The adjusted amount includes fines and fees waived under the Statewide Traffic Amnesty Program.

The table below shows the program’s total delinquent revenue collected and the percentage increase or decrease from year to year for the past nine fiscal years:

2008-09	2009-10	2010-11	2011-12	2012-13	2013-14	2014-15	2015-16	2016-17
\$22,213,066	\$23,991,550	\$25,162,632	\$30,046,915	\$28,025,053	\$28,885,715	\$28,301,091	\$27,608,599	\$26,943,729
	8.0%	4.9%	19.4%	-6.7%	3.1%	-2.0%	-2.4%	-2.4%

The chart below shows performance measures for the past nine fiscal years:



Note: The 2015–16 and 2016–17 GRR and SR calculations were likely impacted by balance adjustments to cases participating in the amnesty program. Performance rates excluding those adjustments are not provided, as programs were not required by statute to report segregated amnesty adjustments.

Footnotes:

¹ Population data from the State of California, Department of Finance, E-1 State and County Population Estimates, January 1, 2016, and 2017.

² Excludes unfunded judgeships authorized under AB 159 (Stats. 2007, ch. 722). Positions are as of June 30, 2017.

This report contains information jointly reported by the court and county in the Judicial Council’s Collections Reporting Template, under Penal Code section 1463.010.

**County of Ventura and Superior Court of Ventura County Collections Program
Summary of Fiscal Year 2016–17 Collections Reporting Template**

³ Ending Balance is the value of outstanding delinquent fines, fees, forfeitures, penalties, and assessments, and may include victim restitution and other justice related reimbursements if the reporting program could not separate those balances.

⁴ The full report on the *18-month Statewide Infraction Amnesty Program* is available at www.courts.ca.gov/7466.htm.

This report contains information jointly reported by the court and county in the Judicial Council's *Collections Reporting Template*, under Penal Code section 1463.010.

County of Yolo and Superior Court of Yolo County Collections Program Summary of Fiscal Year 2016–17 Collections Reporting Template

County Population¹: 218,896

Authorized Judges/Commissioners²: 11/0.4

Total Revenue Collected: \$8,278,627

Total Amount Discharged: \$201,933

Gross Recovery Rate: 111%

Success Rate: 118%

Ending Balance³: \$68,148,590

Total Amount Adjusted: \$3,913,459

Program Overview

The collection of delinquent court-ordered debt is a cooperative effort between the Superior Court of Yolo County and the County of Yolo. The court and county have a written Memorandum of Understanding (MOU) for their collections program. The program includes the following activities as reported in the *Collections Reporting Template*:

- Contracts with the Franchise Tax Board’s Court-Ordered Debt (FTB-COD) and Interagency Intercept Collections (FTB-IIC) programs;
- Contract with a private debt collector;
- A comprehensive collections program that includes 15 of the 16 collection activity components;
- Internet, and credit and debit card payment options; and
- Meets 24 of the 25 recommended collections best practices; the following best practice is currently not being met: 21 (see Attachment 3).

Performance

Based on the financial data reported, the program collected a total of \$8,278,627 from 66,478 total delinquent cases, with collection costs of \$863,971. The ending balance of \$68,148,590 in delinquent court-ordered debt represents 59,633 delinquent cases, of which 21,606 were established in the reporting period. As authorized by Government Code sections 25257 through 25259.95, the program discharged delinquent cases deemed uncollectible, with a total value of \$201,933 for the reporting period.

These totals include data from the last nine months, July 1, 2016, through April 3, 2017, of the 18-month statewide traffic amnesty program established by Vehicle Code section 42008.8. A total of 233 cases participated in the amnesty program during the reporting period and individuals had their balances reduced 50 percent or 80 percent. In addition, 127 individuals’ driver’s licenses were reinstated as a result of the amnesty program. For the nine-month period, \$51,123 was collected by the program with collection costs of \$7,628.⁴

For the reporting period, the program has a 111 percent Gross Recovery Rate (GRR), which exceeds the recommended 34 percent benchmark, and is 22 percentage points higher than the prior year. The program’s Success Rate (SR) of 118 percent exceeds the recommended 31 percent benchmark and is 39 percentage points higher than the prior year.

This report contains information jointly reported by the court and county in the Judicial Council’s *Collections Reporting Template*, under Penal Code section 1463.010.

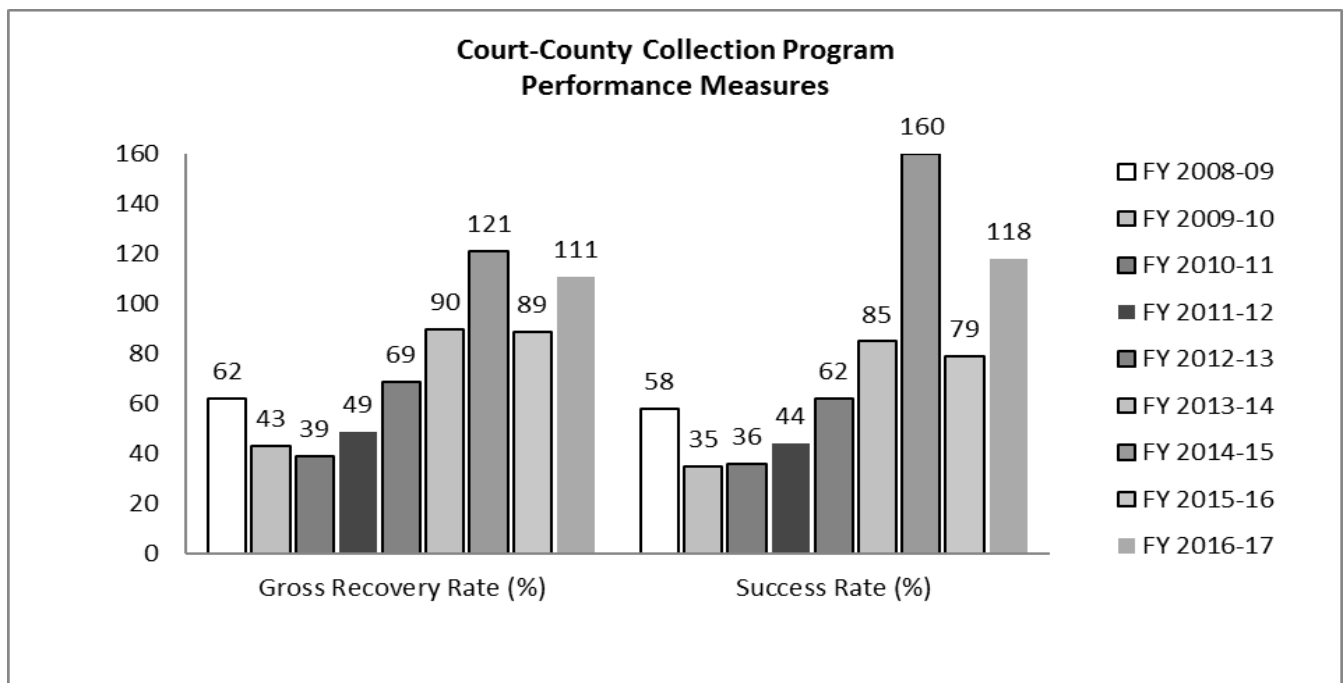
County of Yolo and Superior Court of Yolo County Collections Program Summary of Fiscal Year 2016–17 Collections Reporting Template

According to the Yolo collections program, the increases in the Gross Recovery Rate and Success Rate are largely attributed to the Statewide Traffic Amnesty Program, which had a significant effect on the program’s collections and adjustments of its aging traffic cases. The collections program documented 550 unique traffic cases in which the outstanding balance was reduced and the civil assessment was removed entirely from the cases. Also, due to case management system limitations the court is unable to distinguish between court-ordered adjustments and cases returned or withdrawn from the FTB, since the system has only a single identification code for all adjustment types. Additionally, the program adjusted its process for sending delinquent cases to the private agency for additional collection efforts that are not ordinarily performed by the collection staff; shortening the timeline for referrals from five months to 30 days.

The table below shows the program’s total delinquent revenue collected and the percentage increase or decrease from year to year for the past nine fiscal years:

2008-09	2009-10	2010-11	2011-12	2012-13	2013-14	2014-15	2015-16	2016-17
\$6,618,797	\$6,216,115	\$6,886,807	\$6,848,060	\$6,188,595	\$6,229,260	\$6,094,828	\$6,072,003	\$8,278,627
	-6.1%	10.8%	-0.6%	-9.6%	0.7%	-2.2%	-0.4%	36.3%

The chart below shows performance measures for the past nine fiscal years:



This report contains information jointly reported by the court and county in the Judicial Council’s Collections Reporting Template, under Penal Code section 1463.010.

County of Yolo and Superior Court of Yolo County Collections Program Summary of Fiscal Year 2016–17 Collections Reporting Template

Note: The 2015–16 and 2016–17 GRR and SR calculations were likely impacted by balance adjustments to cases participating in the amnesty program. Performance rates excluding those adjustments are not provided, as programs were not required by statute to report segregated amnesty adjustments. If you exclude the \$201,933 in uncollectible debt that was discharged from accountability for 2016–17, the Gross Recovery Rate is 109 percent and the Success Rate is 114 percent.

Footnotes:

¹ Population data from the State of California, Department of Finance, E-1 State and County Population Estimates, January 1, 2016, and 2017.

² Excludes unfunded judgeships authorized under AB 159 (Stats. 2007, ch. 722). Positions are as of June 30, 2017.

³ Ending Balance is the value of outstanding delinquent fines, fees, forfeitures, penalties, and assessments, and may include victim restitution and other justice related reimbursements if the reporting program could not separate those balances.

⁴ The full report on the *18-month Statewide Infraction Amnesty Program* is available at www.courts.ca.gov/7466.htm.

This report contains information jointly reported by the court and county in the Judicial Council's *Collections Reporting Template*, under Penal Code section 1463.010.

County of Yuba and Superior Court of Yuba County Collections Program Summary of Fiscal Year 2016–17 Collections Reporting Template

County Population¹: 74,577

Authorized Judges/Commissioners²: 5/0.3

Total Revenue Collected: \$1,102,280

Total Amount Discharged: \$0

Gross Recovery Rate: 93%

Success Rate: 88%

Ending Balance³: \$33,935,229

Total Amount Adjusted: \$694,125

Program Overview

The collection of delinquent court-ordered debt is a cooperative effort between the Superior Court of Yuba County and the County of Yuba. The court and county have a written Memorandum of Understanding (MOU) for their collections program. The program includes the following activities as reported in the *Collections Reporting Template*:

- An MOU with the Superior Court of Shasta County to provide collections services as part of an Intrabranched Collections Services Program;
- Contracts with the Franchise Tax Board's Court-Ordered Debt (FTB-COD) and Interagency Intercept Collections (FTB-IIC) programs;
- Contract with a private debt collector;
- A comprehensive collections program that includes all 16 collection activity components;
- Internet, and credit and debit card payment options; and
- Meets all 25 of the recommended collections best practices (see Attachment 3).

Performance

Based on the financial data reported, the program collected a total of \$1,102,280 from 37,955 total delinquent cases, with collection costs of \$599,122. The ending balance of \$33,935,229 in delinquent court-ordered debt represents 36,697 delinquent cases, of which 1,837 were established in the reporting period. The program did not discharge delinquent debt from accountability for the reporting period.

These totals include data from the last nine months, July 1, 2016, through April 3, 2017, of the 18-month statewide traffic amnesty program established by Vehicle Code section 42008.8. A total of 631 cases participated in the amnesty program during the reporting period and individuals had their balances reduced 50 percent or 80 percent. In addition, 183 individuals' driver's licenses were reinstated as a result of the amnesty program. For the nine-month period, \$58,799 was collected by the program with collection costs of \$30,046.⁴

For the reporting period, the program has a 93 percent Gross Recovery Rate (GRR), which exceeds the recommended 34 percent benchmark, and is 8 percentage points higher than the prior year. The program's Success Rate (SR) of 88 percent exceeds the recommended 31 percent benchmark and is 22 percentage points higher than the prior year.

This report contains information jointly reported by the court and county in the Judicial Council's *Collections Reporting Template*, under Penal Code section 1463.010.

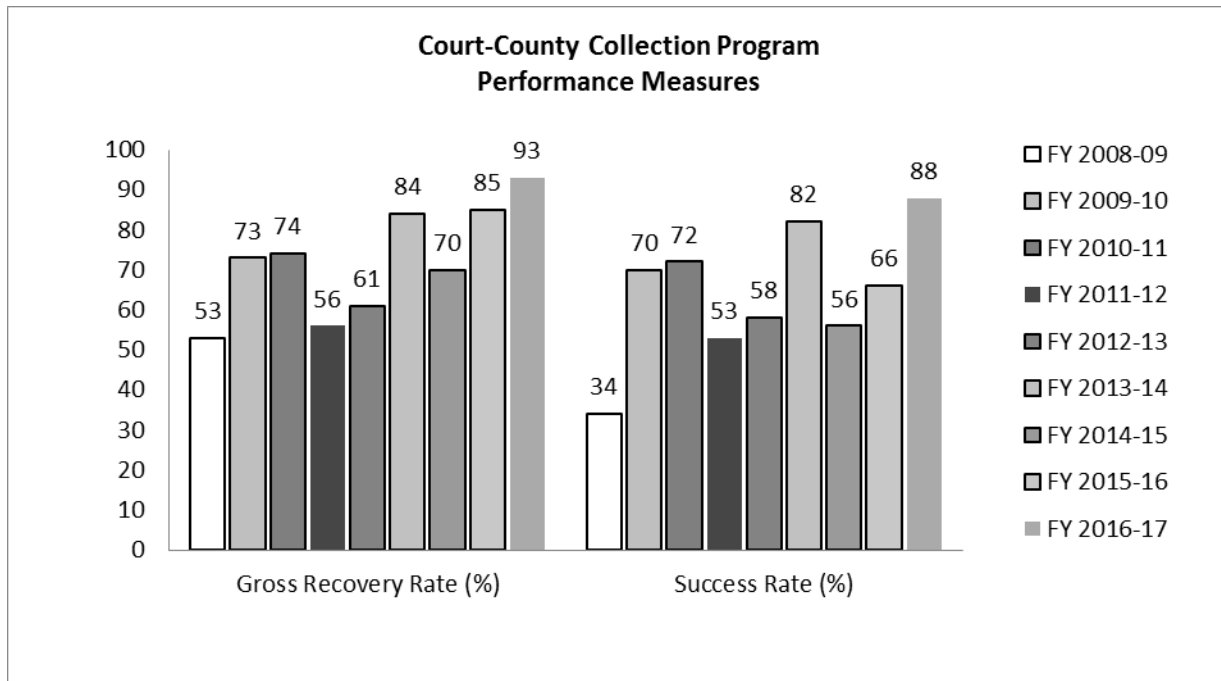
County of Yuba and Superior Court of Yuba County Collections Program Summary of Fiscal Year 2016–17 Collections Reporting Template

According to the Yuba collections program, the increases in the Gross Recovery Rate and Success Rate are largely attributed to the decrease in value of established or referred debt. This is offset by the increased revenue collected and a very high value of adjustments to old cases, which was modified primarily under the Statewide Traffic Amnesty Program.

The table below shows the program’s total delinquent revenue collected and the percentage increase or decrease from year to year for the past nine fiscal years:

2008-09	2009-10	2010-11	2011-12	2012-13	2013-14	2014-15	2015-16	2016-17
\$2,506,656	\$2,883,468	\$3,256,319	\$3,377,640	\$3,212,162	\$906,142	\$2,729,257	\$2,222,039	\$1,102,280
	15.0%	12.9%	3.7%	-4.9%	-71.8%	201.2%	-18.6%	-50.4%

The chart below shows performance measures for the past nine fiscal years:



Note: The 2015–16 and 2016–17 GRR and SR calculations were likely impacted by balance adjustments to cases participating in the amnesty program. Performance rates excluding those adjustments are not provided, as programs were not required by statute to report segregated amnesty adjustments.

This report contains information jointly reported by the court and county in the Judicial Council’s Collections Reporting Template, under Penal Code section 1463.010.

County of Yuba and Superior Court of Yuba County Collections Program Summary of Fiscal Year 2016–17 Collections Reporting Template

Footnotes:

¹ Population data from the State of California, Department of Finance, E-1 State and County Population Estimates, January 1, 2016, and 2017.

² Excludes unfunded judgeships authorized under AB 159 (Stats. 2007, ch.722). Positions are as of June 30, 2017.

³ Ending Balance is the value of outstanding delinquent fines, fees, forfeitures, penalties, and assessments, and may include victim restitution and other justice related reimbursements if the reporting program could not separate those balances.

⁴ The full report on the *18-month Statewide Infraction Amnesty Program* is available at www.courts.ca.gov/7466.htm.

This report contains information jointly reported by the court and county in the Judicial Council's *Collections Reporting Template*, under Penal Code section 1463.010.

Collections Reporting Template Instructions

1. About the Collections Reporting Template

Under Penal Code section 1463.010, each superior court and county shall jointly submit information to the Judicial Council in a reporting template on or before September 1, on an annual basis. The Judicial Council is required to review the effectiveness of the cooperative superior court and county collection programs and report to the Legislature about which court or county is following best practices, the performance of each collection program, and any changes to improve performance of collection programs on a statewide basis.

The following worksheets must be completed and submitted to the Judicial Council as part of the Collections Reporting Template:

- Contact and Other Information
- Program Report
- Performance Report
- Annual Financial Report

2. Due Date

The Collections Reporting Template is due annually on or before September 1.

3. Reporting Period

The Collections Reporting Template should be completed for the period of July 1 through June 30.

4. What Should Be Reported

The following should be reported in the Collections Reporting Template:

- All delinquent court-ordered fines, fees, forfeitures, penalties, and assessments, victim restitution, and other criminal justice reimbursements imposed by law or court order in criminal (infraction, misdemeanor, and felony) cases, including juvenile delinquency cases. Report all revenues generated by each collection program (e.g., court, county, private agency, Franchise Tax Board (FTB), intra-branch, or other program).
- All revenues generated from non-delinquent cases.
- All court-ordered debt due to the state, county, city, local government entities, and other parties for which the court or county is collecting either directly or through a collection agency.
- The beginning and ending value and number of cases as well as those established, referred, and/or transferred during the reporting period.

Fees collected in non-criminal cases (e.g., civil, probate, family, mental health, and juvenile dependency) should not be reported in the template.

5. Worksheet 1: Contact and Other Information

In addition to basic contact information, this worksheet captures program information including identifying which Penal Code section 1463.007 components are currently being used to meet the criteria of a comprehensive collection program. Programs should respond to the questions as they pertain to each collection program (e.g., court, county, private agency, FTB, or intra-branch program). A court or county collection program that has entered into a contract with another court or county for collection services should report the components used by the collecting entity under the intra-branch-program column. Information is also collected on aspects of the court's civil assessment program.

6. Worksheet 2: Program Report

Programs should provide a description of any changes to collections during the reporting period in the Program Report worksheet, describe the extent to which they are meeting the Judicial Council–approved Collections Best Practices, and identify any obstacles or problems that prevent the program from meeting the best practices. Programs may indicate areas in which training, assistance, or additional information, is necessary in the collection-related topics that are listed in the bottom section. If additional space is required, please submit the information as an attachment in Microsoft Word format.

7. Worksheet 3: Performance Report

Programs should provide a summary of the collection program's performance during the reporting period. If additional space is required, please submit the information as an attachment in Microsoft Word format.

8. Worksheet 4: Annual Financial Report

The Annual Financial Report worksheet captures the total revenue collected, court-ordered adjustments, discharged debt, and cost of collections as well as qualitative information about the data reported. Note: this worksheet is protected and data entry is permitted only in unshaded cells. (Refer to sections that follow for instructions on how to complete this worksheet.)

Rows 3–9, Fines, Fees, Forfeitures, Penalties, and Assessments

For each collection program, enter all transactions, adjustments, and discharged debt that occurred during the reporting period as well as qualitative information about the data reported. Include in this worksheet all collections activity by each collection program.

- In row 3, report only non-delinquent gross revenue collected (e.g., traffic bail forfeitures, forthwith payments, accounts receivable, and payment plans for non-delinquent debt).
- In rows 4–9, report the number and value of cases established, referred, and/or transferred during the reporting period, gross revenue collected, cost of collections, adjustments, and discharges of accountability on delinquent matters only.
- In row 8, report revenue collected by an intra-branch program. A court or county that refers delinquent cases to another court or county for collection services should report information in rows 8, 28, 43, and 54 of the Annual Financial Report, as appropriate.

- In rows 9, 29, 44, and 55, enter amounts that cannot be broken out or attributed to a single collection program (e.g., court, county, private agency, FTB, or an intra-branch program). Revenue collected by the Franchise Tax Board's Interagency Intercept Collection (FTB-IIC) program or the Department of Motor Vehicles, should be reported in row 9, column D.

Column B: Number of Cases Established/ Referred/ Transferred in Period

Enter the total net number of new cases established, initially referred, or transferred to each respective collection program within the reporting period. Cases that were previously established, but never referred or transferred to collections, are considered new cases and should be reported in column B as well.

Column C: Value of Cases Established/ Referred/ Transferred in the Reporting Period

Enter the total net value of new cases identified in column B that were established, referred, or transferred during the reporting period. Debt established and/or referred to a program in prior reporting periods should be excluded. Debt balances transferred or returned from one collection program to another should be included in column C.

Column D: Gross Revenue Collected During the Period

Enter the total amount of delinquent revenue collected by each collection program during the reporting period and from all outstanding debt (case inventory). As noted above, in row 3, include non-delinquent traffic bail forfeitures, forthwith payments, accounts receivable, and current payment plans.

Column E: Cost of Collections

Enter as a negative number the cost of collections allowable for recovery under Penal Code section 1463.007.

Column F: Adjustments

Enter the total dollar value of suspensions, alternative payments, dismissals, or other non-cash adjustments that occurred during the period. This should be entered as a positive number if the net effect is to reduce the amount of debt outstanding or a negative (-) number if the net effect is to increase the amount of debt outstanding. For example, charges for a bad check would be entered as a negative (-) dollar amount, as this would increase the amount of debt outstanding.

Column G: Discharge from Accountability

Enter the total dollar value of discharged accounts, under Government Code sections 25257 through sections 25259.95 that occurred during the reporting period. This should be entered as a positive number as the net effect is to reduce the amount of debt outstanding.

For example, if a \$600 debt being collected by the county is discharged, +\$600 would be entered in column G, row 5.

Rows 11–23, Quality Checklist

Review each quality criterion and check the box to attest that the data supplied conforms to the specification. Do not check the box if the information provided does not conform to the quality criterion. The Quality Checklist should be used to double-check the accuracy of information provided in the Annual Financial Report of this Collections Reporting Template. For boxes left unchecked, provide an explanation in the Program Report worksheet.

Rows 24–29, Beginning and Ending Balances: Fines, Fees, Forfeitures, Penalties, and Assessments

The Beginning and Ending Balances section should include the number and value of cases of all delinquent outstanding debt (case inventory). For each program type, enter the number of cases in columns H and K and the value of cases in columns I and L. If you cannot provide information by program type, please report in “Other” (row 29).

Column H, Number of Cases—Beginning Balance

Enter the total number of cases at the beginning of the period. The number should be the same as the number of cases at the end of the prior reporting period. Any variance should be reported and explained in the Program Report worksheet.

Column I, Value of Cases—Beginning Balance

Enter the total value of cases at the beginning of the period. This data represents the ending balance reported by the court/county for the prior reporting period. Any variance should be reported and explained in the Program Report worksheet.

Column J, Change in Value

Column J is the value of column C in rows 4 through 9 less the amounts shown in columns D, F, and G (this field is formula-driven, so no separate calculation or entry is required).

Column K, Number of Cases—Ending Balance

Enter the total number of cases at the end of the current reporting period for each program.

Column L, Value of Cases—Ending Balance

Enter the total net value of cases at the end of the reporting period for each program. The ending balance is the value of cases at the beginning of the current reporting period plus the change in value reported for the period in Column J.

Column M, Error Messages

This data field displays “Out of Balance” if the ending balance does not equal the beginning balance plus the sum of transactions that occurred during the period. For example:

- If the beginning balance for the County Collection Program in column I, row 25 is \$10,000,000; and

- The total value of cases established/referred/transferred in column C, row 5 is \$3,000,000; and
- The gross revenue collected in column D, row 5 is \$2,000,000; and
- The value of adjustments in column F, row 5 is \$250,000, and
- The value of discharged debt in column G, row 5 is \$250,000;
- Then the ending balance reported in column L, row 25 should be \$10,500,000, because

$$\$10,000,000 + \$3,000,000 - \$2,000,000 - \$250,000 - \$250,000 = \$10,500,000.$$

If the ending balance in column L reconciles to the program's case management and/or accounting system, but does not reconcile to the information you input in columns C, D, F, G, and I, explain the "Error Message" in the Program Report worksheet.

Rows 31–37, Quality Checklist

Review each quality criterion and check the box to attest that the data supplied conforms to the specification. Do not check the box if the data supplied does not conform to a particular quality criterion. The Quality Checklist should be used to double-check that the Annual Financial Report of this Collections Reporting Template is filled out correctly. For boxes left unchecked, provide an explanation in the Program Report worksheet.

Rows 38–44, Victim Restitution and Other Justice-Related Reimbursements

Enter transactions or adjustments that occurred during the reporting period including restitution owed to a victim by court order under Penal Code section 1202.4(f) and other justice-related fees not reported in rows 3-9.

Column N: Number of Cases Established/ Referred/ Transferred in Period

Enter the total net number of new cases established, initially referred, or transferred to each respective collection program within the reporting period. Cases that were previously established, but never referred to collections, are considered *new* cases and should be reported in column N.

Column O: Value of Cases Established/ Referred/ Transferred in the Reporting Period

Enter the total net value of new cases identified in column N that were established, referred, or transferred during the reporting period. Debt established and/or referred to a program in prior reporting periods should be excluded. Debt balances transferred or returned from one collection program to another should be included in column O. (See example on use of column O on Page 3, Column C: Value of Cases Established or Referred in the Reporting Period.)

Rows 46–49, Quality Checklist

Confirm that the data reported complies with the stated specification. For boxes left unchecked, explain in the Program Report worksheet.

Rows 50–55: Beginning and Ending Balances: Victim Restitution and Other Justice-Related Reimbursements:

The Beginning and Ending Balance sections should include the number and value of cases of all delinquent outstanding debt (case inventory). In addition to restitution, debt balance may include other criminal justice–related fees not reported in rows 24–29.

- Instructions are the same as those for rows 24–29, except for the type of debt reported.
- The ending balance in column W should equal the beginning balance in column U plus the sum of transactions shown in column S ($S = O - P - Q - R$).

Column X

Enter a brief description of the debt reported in Column P of this worksheet. If the description is lengthy, include it in the Performance Report worksheet.

Row 57, Quality Checklist

Confirm that the reported data complies with the stated specifications.

Rows 58–59, Collections Metrics for Fines, Fees, Forfeitures, Penalties, and Assessments

These are self-populating calculated fields and no entry is required. The numbers provide a quantitative explanation of aggregate collections performance for delinquent debt.

Rows 60–61, Error/Warning Messages

These rows are blank unless errors or potential errors are detected in the worksheet. If error messages are present, please correct the identified error.

9. Signature Block

Print the names, dates, and job titles of as well as obtain the authorized signatures from the court representative *and* county representative on the Annual Financial Report worksheet.

10. Submitting the Collections Reporting Template

After you have completed the Collections Reporting Template:

- Print all completed worksheets in the Collections Reporting Template;
- Obtain the authorized court representative *and* county representative signatures;
- Mail the original signed report to:
Judicial Council of California
Funds and Revenues Unit
2850 Gateway Oaks Drive, Suite 300
Sacramento, CA 95833
- E-mail all worksheets, in Excel format, to collections@jud.ca.gov

If You Have Questions

If you have any questions about the Collections Reporting Template, please send them to collections@jud.ca.gov.

**Collections Reporting Template
Glossary**

Accounts Receivable (A/R): An accounts receivable is a set of account receivables if paid in installments, pursuant to Penal Code section 1205(e) or that are not paid forthwith.

Adjustments: An adjustment is any change in the total of debt due after the initial determination of the amount of outstanding delinquent debt. Non-cash adjustments include the suspension of all or a portion of bail, fines, fees, penalties, forfeitures, or assessments. Alternative payments may include community service in lieu of a fine; dismissals include dismissing all or a portion of the debt. Cash adjustments include fees added for payment by an insufficient funds check (NSF) or a correction to the initial assessment amount. The imposition of a civil assessment is not considered an adjustment.

Alternative Sentence: This refers to a different option for resolving court-ordered debt, such as community service in lieu of bail or fines, designed for an individual who demonstrates an inability to pay.

Case: For the purposes of the Collections Reporting Template, a case is a set of official court documents filed in connection with an infraction, misdemeanor, or felony violation.

Community Service: This refers to the hours of service that are converted to a monetary value and applied to the fines, fees, forfeitures, penalties, and assessments and reduce the imposed amount.

Comprehensive Collection Program: A program that collects eligible delinquent court-ordered fines, fees, forfeitures, penalties, and assessments on infraction, misdemeanor, and felony cases, as authorized by Penal Code section 1463.007.

Continuance: A continuance is the postponement of a hearing, trial, or other scheduled court proceeding at the request of either or both parties in a court dispute, or by the judge. For purposes of the Collections Reporting Template, a continuance is the postponement, stay, or withholding of payment under certain conditions for a temporary period of time.

Cost of Collections: The costs of operating a collections program that are allowed to be offset against collected delinquent revenues prior to distribution under Penal Code section 1463.007.

County Collection Program: A collection program administered by the county.

Court Collection Program: A collection program administered by the local superior court.

Delinquent Account: A delinquent account results when an individual has not appeared in court as promised or has not complied with a court order for payment of fines, fees, penalties, forfeitures, and assessments or with the terms and conditions of a payment plan or accounts receivable (A/R)

plan. Once the debt becomes delinquent, it continues to be delinquent and may be subject to collection by a comprehensive collection program.

Discharged Account: An account that has been deemed uncollectible and discharged from accountability. The actual discharge is based on established criteria by an authorized body, pursuant to Government Code sections 25257–25259.95.

Dismissal: A judgment that disposes a matter in a case. For the purposes of the Collections Reporting Template, this term refers to a criminal action dropped without settling the involved issues. The initial court-ordered debt no longer exists.

Enhanced Collections: Enhanced collections are non-forthwith collection activities related to enhancing collection programs where costs are incurred and paid directly by or reimbursed by the county, and are not cost recoverable. These collections are also included in the Collections Reporting Template.

Forthwith Payments: Full payment of court-ordered fines, fees, forfeitures, penalties, and assessments on or before the due date. Installment and accounts receivable plans are not forthwith payments.

Franchise Tax Board Court-Ordered Debt (FTB-COD) Program: The Franchise Tax Board collection program authorized under Revenue and Taxation Code section 19280.

Franchise Tax Board Interagency Intercept Collections (FTB-IIC) Program: A program of the Franchise Tax Board authorized by Government Code section 12419.10(a)(1) to collect court-ordered fines, fees, forfeitures, assessments, and penalties from Franchise Tax Board refunds, unclaimed property, or California State Lottery winnings.

Gross Revenue Collected: Monies collected toward the satisfaction of a court-ordered debt by collection programs prior to any reductions.

Installment Payment: A scheduled payment agreed upon by the defendant and the court or county collection program, as established in Penal Code section 1205(e).

Intra-branch Program: An Intra-branch Program is a court or a county collection service provided under a written Memorandum of Understanding (MOU) to another court or county.

Net Revenue: Gross revenue collected less any reductions (i.e., allowable cost offsets pursuant to Penal Code section 1463.007).

Non-delinquent Collections: All non-delinquent revenue collected during the reporting period, including bail forfeitures, forthwith payments, and current payments made on accounts receivables and installment payment plans; recorded on row 3, column D of the Annual Financial Report worksheet.

Other Justice-Related Reimbursements: Monies owed to entities other than state, counties, cities, or local governments, such restitution to a victim.

“Other” Program: This refers to the “Other” row, row 9, of the Annual Financial Report worksheet and captures revenue that cannot be broken out or attributed to a single collecting entity (e.g., court, county, private agency, the FTB or an Intra-branch Program). Any amount reported on this row should be explained in the Program Report worksheet.

Penal Code section 1463.007: This statute specifies the criteria for a comprehensive collection program and allows the county and/or court to deduct, and deposit in the county treasury or trial court operations fund, the cost of operating a comprehensive collection program prior to distributing revenues to other governmental entities.

Private Agency: A private entity employed or contracted to collect court-ordered fines, fees, forfeitures, assessments, and penalties.

Referral: A referral is a newly established delinquent court-ordered debt submitted to a collection program during the reporting period.

Suspensions: Amounts that are reduced or eliminated as a result of a judicial order.

Value of Cases: The value of a case is the amount of court-ordered debt that is owed and is deemed collectible. For closed cases, the value is the sum of (gross) debt collected, dismissals, alternative payments, suspensions, and discharged accounts.

Victim Restitution: Victim restitution is an amount that is owed to a victim who incurs any economic loss as a result of a crime and that is payable directly from a defendant convicted of the crime as a condition of probation; see Penal Code section 1202.4(f). The restitution fine under Penal Code section 1202.4(b) is also court-ordered, but is not paid directly to the victim.

Collections Reporting Template

Contact and Other Information

1	Court/County	SELECT COURT/COUNTY ▼
2	Court Contact:	
3	Telephone Number:	
4	E-mail Address:	
5	County Contact:	
6	Telephone Number:	
7	E-mail Address:	

8	List collection agencies or programs used by order in which debt is referred:	1. None ▼
9		2. None ▼
10		3. None ▼
		4. None ▼
		5. None ▼

11	Does your court/county have a comprehensive collections program pursuant to Penal Code 1463.007?	Select Y or N ▼				
12	Which of the comprehensive collection program components, pursuant to Penal Code 1463.007, does your court/county currently use? If you indicated YES to question #11, you must check all in section I and at least 5 components in section II.	Components used by Court	Components used by County	Components used by Private Agency	Components used by FTB	Components used by Intra-branch
I.	a. Attempts telephone contact with delinquent debtors for whom the program has a phone number to inform them of their delinquent status and payment options.	<input type="checkbox"/>	<input type="checkbox"/>	<input type="checkbox"/>	<input type="checkbox"/>	<input type="checkbox"/>
	b. Notifies delinquent debtors for whom the program has an address in writing of their outstanding obligation within 95 days of delinquency.	<input type="checkbox"/>	<input type="checkbox"/>	<input type="checkbox"/>	<input type="checkbox"/>	<input type="checkbox"/>
	c. Generates internal monthly reports to track collections data, such as age of debt and delinquent amounts outstanding.	<input type="checkbox"/>	<input type="checkbox"/>	<input type="checkbox"/>	<input type="checkbox"/>	<input type="checkbox"/>
	d. Uses Department of Motor Vehicles information to locate delinquent debtors.	<input type="checkbox"/>	<input type="checkbox"/>	<input type="checkbox"/>	<input type="checkbox"/>	<input type="checkbox"/>
	e. Accepts payment of delinquent debt by credit card.	<input type="checkbox"/>	<input type="checkbox"/>	<input type="checkbox"/>	<input type="checkbox"/>	<input type="checkbox"/>
II.	a. Sends delinquent debt to the Franchise Tax Board's Court-Ordered Debt Collections Program.	<input type="checkbox"/>	<input type="checkbox"/>	<input type="checkbox"/>	<input type="checkbox"/>	<input type="checkbox"/>
	b. Sends delinquent debt to the Franchise Tax Board's Interagency Intercept Collections Program.	<input type="checkbox"/>	<input type="checkbox"/>	<input type="checkbox"/>	<input type="checkbox"/>	<input type="checkbox"/>
	c. Initiates driver's license suspension or hold actions when appropriate.	<input type="checkbox"/>	<input type="checkbox"/>	<input type="checkbox"/>	<input type="checkbox"/>	<input type="checkbox"/>
	d. Contracts with one or more private debt collectors to collect delinquent debt.	<input type="checkbox"/>	<input type="checkbox"/>	<input type="checkbox"/>	<input type="checkbox"/>	<input type="checkbox"/>
	e. Sends monthly bills or account statements to all delinquent debtors.	<input type="checkbox"/>	<input type="checkbox"/>	<input type="checkbox"/>	<input type="checkbox"/>	<input type="checkbox"/>
	f. Contracts with local, regional, state, or national skip tracing or locator resources or services to locate delinquent debtors.	<input type="checkbox"/>	<input type="checkbox"/>	<input type="checkbox"/>	<input type="checkbox"/>	<input type="checkbox"/>
	g. Coordinates with the probation department to locate debtors who may be on formal or informal probation.	<input type="checkbox"/>	<input type="checkbox"/>	<input type="checkbox"/>	<input type="checkbox"/>	<input type="checkbox"/>
	h. Uses Employment Development Department employment and wage information to collect delinquent debt.	<input type="checkbox"/>	<input type="checkbox"/>	<input type="checkbox"/>	<input type="checkbox"/>	<input type="checkbox"/>
	i. Establishes wage and bank account garnishments where appropriate.	<input type="checkbox"/>	<input type="checkbox"/>	<input type="checkbox"/>	<input type="checkbox"/>	<input type="checkbox"/>
	j. Places liens on real property owned by delinquent debtors when appropriate.	<input type="checkbox"/>	<input type="checkbox"/>	<input type="checkbox"/>	<input type="checkbox"/>	<input type="checkbox"/>
	k. Uses an automated dialer or automatic call distribution system to manage telephone calls.	<input type="checkbox"/>	<input type="checkbox"/>	<input type="checkbox"/>	<input type="checkbox"/>	<input type="checkbox"/>

13	Does the court impose a civil assessment for failure to appear on infraction cases?	Select Y or N ▼
-----------	---	-----------------

14	Does the court impose civil assessment for failure to pay on infraction cases?	Select Y or N ▼
-----------	--	-----------------

15	Does the court impose a civil assessment for failure to pay on misdemeanor cases?	Select Y or N ▼
-----------	---	-----------------

16	Does the court impose a civil assessment for failure to pay on felony cases?	Select Y or N ▼
-----------	--	-----------------

17	Does the court impose a civil assessment on any other case type? If yes, explain in the Program Report worksheet.	Select Y or N ▼
-----------	---	-----------------

18	Collection program to which the majority of delinquent debt is initially referred.	None ▼
-----------	--	--------

Program Report

Select court/county (see Contact Information worksheet #1)

Use the space below to describe your collection program.

Describe the extent to which your collection program is meeting the Judicial Council approved Collections Best Practices and identify any obstacles or problems that prevent the collections program from meeting those objectives. In the description please identify which of the twenty-five (25) Best Practices your collection program has not been implemented. Also, identify any new or additional practices that have improved your collections program.

Type here.

Please identify areas in collections (check all that apply) in which program staff would like to receive training, assistance, or additional information.

- Civil Assessment
- Revenue Distribution
- Private Collection
- Cost Recovery
- Discharge from Accountability
- Other Collections-

Additional Comments:

Performance Report

Select court/county (see Contact Information worksheet #1)
Use the space below to discuss your collection program.

Please provide any comments on your Gross Recovery Rate or Success Rate.

Type here.

Additional operational information about your collection program for this Reporting Period.

Annual Financial Report

Select court/county (see Contact Information worksheet #1)

REPORTING PERIOD			
Row	Program	Reporting Period	
		Col. A	
1	Beginning Date	01-Jul-16	First day of Reporting Period
2	Ending Date	30-Jun-17	Last day of Reporting Period

FINES, FEES, FORFEITURES, PENALTIES AND ASSESSMENTS							
Row	Program	Number of Cases Established/Referred/Transferred in Period	Value of Cases Established/Referred/Transferred in Period	Gross Revenue Collected During the Period	Cost of Collections (pursuant to Penal Code 1463.007)	Adjustments	Discharge from Accountability
		Col. B	Col. C	Col. D	Col. E	Col. F	Col. G
3	Non-Delinquent Collections						
4	Court Collection Program						
5	County Collection Program						
6	Private Agency						
7	FTB Court-Ordered Debt						
8	Intra-branch Program						
9	Other						
10	Total	-	-	-	-	-	-

Row	Quality Checklist	Quality Criteria
11	<input type="checkbox"/>	Rows 3-9 include all fines, fees, forfeitures, penalties, and assessments except victim restitution and other justice related fees (see Row 46 for more information).
12	<input type="checkbox"/>	Rows 3-9 include traffic, criminal, and juvenile delinquency case types.
13	<input type="checkbox"/>	Rows 3-9 include infractions, misdemeanors and felonies.
14	<input type="checkbox"/>	Row 3 includes all collections for cases that were paid in full on or before the due date, or current installment or accounts receivable (A/R) payment plan.
15	<input type="checkbox"/>	Row, 3, Column D, includes all revenue collected for non-delinquent infraction, misdemeanor and felony cases.
16	<input type="checkbox"/>	Rows 3-9 include cases referred/established, revenue collected, adjustments, or discharges posted during the reporting period.
17	<input type="checkbox"/>	Rows 4-9, Columns B and C, represents new debt established or referred to collection programs.
18	<input type="checkbox"/>	Column C also includes debt that is transferred or returned from one collection program to another during the reporting period.
19	<input type="checkbox"/>	Rows 4-9 include all cases that were not paid in full on or before the due date.
20	<input type="checkbox"/>	Rows 4-9, Column D includes all monies received towards the satisfaction of delinquent court-ordered debts.
21	<input type="checkbox"/>	Column E includes the cost of collections that, pursuant to PC 1463.007, is allowable to offset revenue prior to distribution to other governmental entities. Cost of collections is entered in Column E as a negative number unless posting a reversal.
22	<input type="checkbox"/>	Value reported in Column F includes all court-ordered suspensions, alternative sentences, dismissals, or other non-cash adjustments that decrease or increase the amount outstanding for individual debt items.
23	<input type="checkbox"/>	Value reported in Column G includes all debt deemed uncollectible that has been discharged, per Government Code section 25257-25259.95.

FINES, FEES, FORFEITURES, PENALTIES AND ASSESSMENTS: BEGINNING AND ENDING BALANCES							
Row	Program	Number of Cases - Beginning Balance	Value of Cases - Beginning Balance	Change in Value (from above)	Number of Cases - Ending Balance	Value of Cases - Ending Balance	Error Messages
		Col. H	Col. I	Col. J	Col. K	Col. L	Col. M
24	Court Collection Program			-			
25	County Collection Program			-			
26	Private Agency			-			
27	FTB Court-Ordered Debt			-			
28	Intra-branch Program			-			
29	Other			-			
30	Total	-	-	-	-	-	

Row	Quality Checklist	Quality Criteria
31	<input type="checkbox"/>	Rows 24-29 include fines, fees, forfeitures, penalties, and assessments except victim restitution and other justice related fees.
32	<input type="checkbox"/>	Rows 24-29 include cases that have been referred to a collection program.
33	<input type="checkbox"/>	Columns I and L includes traffic, criminal, and juvenile delinquency case types.
34	<input type="checkbox"/>	Number of cases and value reported in Columns I and L reconcile to figures reported from underlying systems and vendors.
35	<input type="checkbox"/>	Number of cases and value reported in columns H and I match ending value reported in prior year.
36	<input type="checkbox"/>	Value of cases at end of period (Column L) balances to value of cases at beginning of period (Column I), plus change in value reported in Column J (which is the sum of Column C less the amounts shown in Columns D, F, and G).
37	<input type="checkbox"/>	No error messages shown in Column M. Note: An error message in Column M indicates that the beginning balance in Column I, plus the value of transactions reported in Column J (J = C- D - F- G) does not equal the ending balance reported in Column L.

Annual Financial Report

VICTIM RESTITUTION AND OTHER JUSTICE RELATED REIMBURSEMENTS							
		Number of Cases Established/ Referred/ Transferred in Period	Value of Cases Established/ Referred/ Transferred in Period	Gross Revenue Collected During the Period	Adjustments	Victim Restitution (PC1202.4 (f))	Change in Value
Row	Program	Col. N	Col. O	Col. P	Col. Q	Col. R	Col. S
38	Non-Delinquent Collections						
39	Court Collection Program						-
40	County Collection Program						-
41	Private Agency						-
42	FTB Court-Ordered Debt						-
43	Intra-branch Program						-
44	Other						-
45	Total	-	-	-	-	-	-
Row	Quality Checklist	Quality Criteria					
46	<input type="checkbox"/>	Rows 38-44 include victim restitution and other justice related fees owed to other entities that were not included in Rows 4-9.					
47	<input type="checkbox"/>	Rows 38-44 include only cases referred/established, revenue collected, or adjustment posted during the reporting period.					
48	<input type="checkbox"/>	Column P includes gross revenue collected on other justice related fees and should be entered as a positive number unless posting reversal. Adjustments in Column Q are entered as a positive number if it causes the outstanding balance to decrease or as a negative number if it causes the outstanding balance to increase.					
49	<input type="checkbox"/>	Column R includes revenue collected on restitution owed to a victim by court order under Penal Code section 1202.4 (f).					

VICTIM RESTITUTION AND OTHER JUSTICE RELATED REIMBURSEMENTS: BEGINNING AND ENDING BALANCES							
		Number of Cases - Beginning Balance	Value of Cases - Beginning Balance	Number of Cases - Ending Balance	Value of Cases - Ending Balance	Description of Items Included	Error Messages
Row	Program	Col. T	Col. U	Col. V	Col. W	Col. X	Col. Y
50	Court Collection Program						
51	County Collection Program						
52	Private Agency						
53	FTB Court-Ordered Debt						
54	Intra-branch Program						
55	Other						
56	Total	-	-	-	-		
Row	Quality Checklist	Quality Criteria					
57	<input type="checkbox"/>	Rows 50-55 include any victim restitution and other justice related fees owed to other entities that were not included in rows 24-29.					

COLLECTIONS METRICS FOR FINES, FEES, FORFEITURES, PENALTIES AND ASSESSMENTS				
	Metric	Current Performance	Formula	Definition
Row	Col. Z	Col. AA	Col. AB	Col. AC
58	Gross Recovery Rate		$\frac{\text{Collections} + \text{Adjustments} + \text{Discharges}}{\text{Referrals}}$	Measures a collection program's ability to resolve delinquent court-ordered debt, including alternative sentences, community service, suspended sentences and discharges.
59	Success Rate		$\frac{\text{Collections}}{\text{Referrals} - \text{Adjustments} - \text{Discharges}}$	Measures the amount of revenue collected on delinquent court-ordered debt based on total delinquent accounts referred after adjustments and discharges, including NSF checks.

ERROR/WARNING MESSAGES	
60	
61	

Reviewed by Court

Printed Name _____

Signature _____

Date _____

Title (Court Executive or Presiding Judge) _____

Reviewed by County

Printed Name _____

Signature _____

Date _____

Title (County Auditor-Controller or other) _____

Judicial Council–Approved Collections Best Practices

Penal Code section 1463.010 as amended by Assembly Bill 367 (Stats. 2007, ch.132) requires the Judicial Council to report the extent to which each court or county is following best practices for its collection program.

The collection programs are encouraged to use the following best practices. Additional information regarding best practices, including guidelines and standards, can be obtained on the external collections Web site: <http://www2.courtinfo.ca.gov/collections>; or by contacting staff of the Funds and Revenues Unit at collections@jud.ca.gov.

1. Develop a plan and put the plan in a written Memorandum of Understanding (MOU) that implements or enhances a program in which the court and county collaborate to collect court-ordered debt and other monies owed to a court under a court order.
2. Establish and maintain a cooperative superior court and county collection committee responsible for compliance, reporting, and internal enhancements of the joint collection program.
3. Meet the components of a comprehensive collection program as required under Penal Code section 1463.007 in order that the costs of operating the program can be recovered.
4. Complete all data components in the Collections Reporting Template.
5. Reconcile amounts placed in collection to the supporting case management and/or accounting systems.
6. Retain the joint court/county collection reports and supporting documents for at least three years.
7. Take appropriate steps to collect court-ordered debt locally before referring it to the Franchise Tax Board for collection.
8. Participate in the Franchise Tax Board Court-Ordered Debt (COD) collection program.
9. Participate in the Franchise Tax Board Interagency Intercept Collections (IIC) program.
10. Establish a process for handling the discharge of accountability for uncollectible court-ordered debt.
11. Participate in any program that authorizes the Department of Motor Vehicles to suspend or refuse to renew driver's licenses for individuals with unpaid fees, fines, or penalties.¹

¹ Assembly Bill 103 (Stats. 2017, ch. 17) was chaptered June 27, 2017, and limited collections program driver's license suspension or hold actions to only failures to appear in court.

12. Conduct trials by written declaration under Vehicle Code section 40903 and, as appropriate in the context of such trials, impose a civil assessment.
13. Implement a civil assessment program and follow the Criteria for a Successful Civil Assessment Program. (<http://www.courts.ca.gov/partners/documents/Rev-Dist-Criteria-for-Successful-Civil-Assessment-Program.pdf>)²
14. Evaluate the effectiveness and efficiency of external collection agencies or companies to which court-ordered debt is referred for collection.
15. Accept payments via credit and debit card.
16. Accept payments via the Internet.
17. Include in a collection program all court-ordered debt and monies owed to the court under a court order.
18. Include financial screening to assess each individual's ability to pay prior to processing installment payment plans and account receivables.
19. Charge fees as authorized by Penal Code section 1202.4(l).
20. Charge fees as authorized by Penal Code section 1205(e).
21. Use restitution rebate, as authorized by Government Code section 13963(f), to further efforts for the collection of funds owed to the Restitution Fund.
22. Participate in the statewide master agreement for collection services or renegotiate existing contracts, where feasible, to ensure appropriate levels of services are provided at an economical cost.
23. Require private vendors to remit the gross amount collected as agreed and submit invoices for commission fees to the court or county on a monthly basis.
24. Use collection terminology (as established in the glossary, instructions, or other documents approved for use by courts and counties) for the development or enhancement of a collection program.
25. Require private vendors to complete the components of the Collections Reporting Template that corresponds to their collection programs.

² *Ibid.*

Attachment 4

Collections Performance Measures and Benchmarks

Performance Measure	Definition	Formula	Benchmark
Gross Recovery Rate (GRR)	Measures a collection program's ability to resolve delinquent court-ordered debt, including alternative sentences, community service, suspended sentences and discharges.	Delinquent collections for the fiscal year + Adjustments + Discharges / Referrals	34%
Success Rate (SR)	Measures the amount of revenue collected on delinquent court-ordered debt based on total delinquent accounts referred after adjustments and discharges, including non-sufficient funds (NSF) checks.	Delinquent collections for the fiscal year / Referrals – Adjustments – Discharges	31%

**Statewide Collections Programs:
FY 2008-09 to 2016-17 Individual Program
Gross Recovery Rate (34% benchmark) Comparison by County**

	2008-09	2009-10	2010-11	2011-12	2012-13	2013-14	2014-15	2015-16	2016-17
Alameda	37	28	37	40	63	67	50	76	73
Alpine	46	82	36	39	61	46	43	0	7
Amador	50	28	0	28	15	71	32	30	40
Butte	68	87	61	89	75	53	94	73	61
Calaveras	52	42	80	57	58	67	60	48	38
Colusa	14	70	43	98	59	74	111	68	42
Contra Costa	28	26	30	29	71	62	71	78	105
Del Norte ¹	0	8	41	33	36	26	30	39	32
El Dorado	19	26	44	57	81	65	53	87	76
Fresno	31	48	85	56	45	46	61	141	49
Glenn	45	49	32	28	62	59	38	76	129
Humboldt	68	36	40	65	65	77	72	88	66
Imperial	54	61	51	69	62	75	56	81	83
Inyo ²	0	47	58	98	94	68	91	65	69
Kern	79	69	75	84	67	62	72	72	62
Kings	41	65	41	46	32	40	159	125	13
Lake	52	56	55	61	55	41	34	43	45
Lassen	65	57	87	85	55	42	46	56	13
Los Angeles	92	90	81	72	73	64	63	46	53
Madera	44	97	72	33	50	56	83	81	22
Marin	76	58	81	81	71	70	61	69	79
Mariposa	29	58	46	24	41	58	66	95	90
Mendocino	66	70	76	85	86	74	115	101	153
Merced	62	58	60	45	60	62	59	44	14
Modoc	50	41	22	44	50	35	46	282	38
Mono	26	35	49	53	48	41	39	52	39
Monterey	46	55	58	64	72	54	118	44	45
Napa	55	37	50	56	72	64	61	75	75
Nevada	56	49	70	42	60	48	134	60	43
Orange ³	0	40	85	84	85	88	85	96	82
Placer	30	100	49	59	49	50	54	69	82
Plumas	24	58	87	67	133	75	109	163	68
Riverside	43	80	67	51	55	67	120	98	96
Sacramento	37	39	62	87	59	54	54	77	205
San Benito	52	37	29	46	68	35	28	94	54
San Bernardino	36	89	77	68	62	70	85	77	49
San Diego	58	120	78	66	67	58	129	166	130
San Francisco	14	32	35	40	54	66	86	65	58
San Joaquin	70	86	72	73	71	102	16	13	38
San Luis Obispo	56	58	55	82	76	55	45	32	10
San Mateo	74	47	56	52	53	94	71	64	137
Santa Barbara	25	101	36	89	96	36	86	115	100
Santa Clara	53	49	65	79	72	71	57	76	91
Santa Cruz	6	9	15	38	53	40	45	108	33
Shasta	52	53	74	50	60	62	64	95	78
Sierra	74	68	92	8	66	125	116	72	87
Siskiyou	44	45	44	48	52	48	49	30	78
Solano	48	61	55	59	60	68	597	55	76
Sonoma	53	46	65	85	102	62	50	480	87
Stanislaus	54	45	36	59	53	64	36	41	54
Sutter ⁴	54	56	79	40	85	76	52	176	0
Tehama	48	27	29	28	15	35	24	50	39
Trinity ¹	0	52	38	128	123	30	63	105	50
Tulare	44	42	54	38	58	83	37	51	67
Tuolumne	54	74	74	105	49	48	54	45	37
Ventura	51	59	73	77	89	172	205	106	101
Yolo	62	43	39	49	69	90	121	89	111
Yuba	53	73	74	56	61	84	70	85	93

¹ In 2008-09, the program did not submit a *Collections Reporting Template*.

² In 2008-09, the Gross Recovery Rate was less than 1 percent due to case management system limitations, resulting in 0 formula calculation.

³ Program submitted a *Collections Reporting Template* in 2008-09, but did not agree with the methodology used to establish the performance measures.

⁴ In 2016-17 the Gross Recovery Rate was less than 1 percent due to case management system limitations, resulting in 0 formula calculation.

**Statewide Collections Programs:
FY 2008-09 to 2016-17 Individual Program
Success Rate (31% benchmark) Comparison by County**

Program:	2008-09	2009-10	2010-11	2011-12	2012-13	2013-14	2014-15	2015-16	2016-17
Alameda	35	27	37	39	47	62	48	75	61
Alpine	46	82	36	39	61	45	43	0	7
Amador	50	21	168	27	15	71	32	19	36
Butte	59	81	50	82	61	38	85	57	42
Calaveras	48	36	77	53	55	65	59	47	37
Colusa	14	66	41	98	59	73	113	57	35
Contra Costa	30	21	30	28	71	62	71	77	107
Del Norte ¹	0	7	33	11	34	25	30	30	27
El Dorado	19	23	43	54	70	56	46	80	63
Fresno	16	34	71	44	41	45	58	152	47
Glenn	45	49	32	29	62	64	42	55	141
Humboldt	68	34	30	33	31	49	57	82	45
Imperial	45	60	52	67	62	75	57	67	74
Inyo ²	0	47	58	98	91	61	88	62	63
Kern	78	69	75	84	66	62	71	67	59
Kings	37	51	39	43	26	35	163	133	10
Lake	53	47	51	57	59	42	38	39	37
Lassen	63	57	87	84	55	42	43	46	10
Los Angeles	74	68	54	36	46	37	38	26	34
Madera	50	97	71	29	33	30	54	51	19
Marin	61	48	76	74	70	67	58	66	76
Mariposa	29	50	39	24	13	35	57	86	81
Mendocino	57	60	61	72	72	59	149	103	304
Merced	54	53	53	41	57	58	56	56	17
Modoc	41	32	16	34	32	30	34	0	29
Mono	23	31	46	50	47	35	36	47	36
Monterey	43	51	55	62	66	52	167	42	43
Napa	51	41	52	58	71	63	62	75	73
Nevada	41	39	54	33	56	44	144	52	36
Orange ³	0	33	76	74	71	74	71	91	67
Placer	38	100	55	64	56	56	59	72	83
Plumas	18	53	81	64	253	72	123	182	62
Riverside	28	51	60	40	56	59	165	98	93
Sacramento ⁴	35	37	52	80	56	53	55	63	0
San Benito	48	36	29	42	66	35	28	93	53
San Bernardino	33	83	73	56	50	63	80	75	48
San Diego ⁵	45	147	68	54	53	46	347	–	329
San Francisco	18	32	36	38	51	64	83	59	54
San Joaquin	29	56	37	41	36	116	16	10	31
San Luis Obispo	56	50	54	77	77	55	27	22	8
San Mateo	72	56	55	51	57	92	69	66	144
Santa Barbara	20	102	38	87	88	29	64	205	99
Santa Clara	47	41	56	76	64	60	43	67	88
Santa Cruz	5	7	15	36	50	38	35	108	29
Shasta	52	49	71	49	59	43	42	86	59
Sierra	71	62	90	9	64	140	120	69	86
Siskiyou	39	41	38	43	46	43	42	15	56
Solano	48	54	51	53	56	61	0	56	70
Sonoma	37	34	56	78	105	55	45	0	86
Stanislaus	54	45	36	59	32	49	27	28	39
Sutter ⁶	51	59	72	38	75	73	49	0	0
Tehama	41	18	26	21	14	35	23	42	31
Trinity ¹	0	52	38	128	131	30	41	142	28
Tulare	44	42	53	36	57	81	36	27	40
Tuolumne	49	59	70	111	44	44	44	35	35
Ventura	50	59	73	76	89	308	3961	108	101
Yolo	58	35	36	44	62	85	160	79	118
Yuba	34	70	72	53	58	82	56	66	88

¹ In 2008-09, the program did not submit a *Collections Reporting Template*.

² In 2008-09, the Success Rate was less than 1 percent due to case management system limitations, resulting in 0 formula calculation.

³ Program submitted a *Collections Reporting Template* in 2008-09, but did not agree with the methodology used to establish the performance measures.

⁴ In 2016-17, the Success Rate was less than 1 percent due to value of reported adjustments that resulted in 0 formula calculation.

⁵ In 2015-16, due to a significant discharge from accountability amount reported by the program, rate not displayed as results skewed by discharge..

⁶ In 2016-17, Success Rate was less than 1 percent due to case management system limitations, resulting in 0 formula calculation.