



# JUDICIAL COUNCIL OF CALIFORNIA

455 Golden Gate Avenue  
San Francisco, CA 94102-3688  
Tel 415-865-4200  
TDD 415-865-4272  
Fax 415-865-4205  
[www.courts.ca.gov](http://www.courts.ca.gov)

HON. TANI G. CANTIL-SAKAUYE  
*Chief Justice of California  
Chair of the Judicial Council*

HON. MARSHA G. SLOUGH  
*Chair, Executive and Planning Committee*

HON. DAVID M. RUBIN  
*Chair, Judicial Branch Budget Committee  
Chair, Litigation Management Committee*

HON. MARLA O. ANDERSON  
*Chair, Policy Coordination and  
Liaison Committee*

HON. HARRY E. HULL, JR.  
*Chair, Rules and Projects Committee*

HON. KYLE S. BRODIE  
*Chair, Technology Committee*

*Hon. Richard Bloom  
Hon. C. Todd Bottke  
Hon. Stacy Boulware Eurie  
Hon. Ming W. Chin  
Hon. Jonathan B. Conklin  
Hon. Samuel K. Feng  
Hon. Brad R. Hill  
Ms. Rachel W. Hill  
Hon. Harold W. Hopp  
Hon. Hannah-Beth Jackson  
Mr. Patrick M. Kelly  
Hon. Dalila Corral Lyons  
Ms. Gretchen Nelson  
Mr. Maxwell V. Pritt*

#### ADVISORY MEMBERS

*Ms. Nancy CS Eberhardt  
Hon. Carin T. Fujisaki  
Mr. Kevin Harrigan  
Hon. Joyce D. Hinrichs  
Hon. Ann C. Moorman  
Mr. Michael M. Roddy  
Hon. Tam Nomoto Schumann  
Hon. Eric C. Taylor  
Ms. Andrea K. Wallin-Rohmann  
Hon. Rebecca L. Wightman*

MR. MARTIN HOSHINO  
*Administrative Director,  
Judicial Council*

November 1, 2019

Ms. Diane F. Boyer-Vine  
Legislative Counsel  
State Capitol, Room 3021  
Sacramento, California 95814

Ms. Erika Contreras  
Secretary of the Senate  
State Capitol, Room 3044  
Sacramento, California 95814

Ms. Sue Parker  
Assistant Chief Clerk of the Assembly  
State Capitol, Room 3196  
Sacramento, California 95814

*Re: Standards and Measures That Promote the Fair and Efficient  
Administration of Justice, as required under Government Code section  
77001.5*

Dear Ms. Boyer-Vine, Ms. Contreras, and Ms. Parker:

Attached is the Judicial Council report required under Government Code section 77001.5 on judicial administration standards and measures that promote the fair and efficient administration of justice.

If you have any questions related to this report, please contact Ms. Leah Rose-Goodwin, Manager of Court Research, at 415-865-7708 or [leah.rose-goodwin@jud.ca.gov](mailto:leah.rose-goodwin@jud.ca.gov).

Sincerely,

Martin Hoshino  
Administrative Director  
Judicial Council

November 1, 2019

Page 2

MH/NA

Attachment

cc: Eric Dang, Policy Consultant, Office of Senate President pro Tempore Toni G. Atkins  
Amy Alley, Policy Advisor, Office of Senate President pro Tempore Toni G. Atkins  
Alf Brandt, Senior Counsel, Office of Assembly Speaker Anthony Rendon  
Gabrielle Zeps, Policy Consultant, Office of Assembly Speaker Anthony Rendon  
Anita Lee, Principal Fiscal and Policy Analyst, Legislative Analyst's Office  
Tina McGee, Executive Secretary, Legislative Analyst's Office  
Timothy Weber, Budget Analyst, Department of Finance  
Margie Estrada, Chief Counsel, Senate Judiciary Committee  
Mary Kennedy, Chief Counsel, Senate Public Safety Committee  
Christopher Francis, Consultant, Senate Budget and Fiscal Review Committee  
Shaun Naidu, Consultant, Senate Appropriations Committee  
Jennifer Troia, Principal Consultant, Joint Legislative Budget Committee  
Eric Csizmar, Consultant, Senate Republican Policy Office  
Matt Osterli, Consultant, Senate Republican Fiscal Office  
Morgan Branch, Consultant, Senate Republican Policy Office  
Alison Merrilees, Chief Counsel, Assembly Judiciary Committee  
Gregory Pagan, Chief Counsel, Assembly Public Safety Committee  
Jennifer Kim, Consultant, Assembly Budget Committee  
Jay Dickenson, Chief Consultant, Assembly Appropriations Committee  
Kimberly Horiuchi, Principal Consultant, Assembly Appropriations Committee  
Lindsay Mitchell, Consultant, Assembly Republican Office of Policy & Budget  
Gary Olson, Consultant, Assembly Republican Office of Policy & Budget  
Daryl Thomas, Consultant, Assembly Republican Office of Policy & Budget  
Amy Leach, Minute Clerk, Office of Assembly Chief Clerk  
Cory T. Jasperson, Director, Governmental Affairs, Judicial Council  
Yvette Casillas-Sarcos, Administrative Coordinator, Governmental Affairs, Judicial Council



# JUDICIAL COUNCIL OF CALIFORNIA

455 Golden Gate Avenue  
San Francisco, CA 94102-3688  
Tel 415-865-4200  
TDD 415-865-4272  
Fax 415-865-4205  
[www.courts.ca.gov](http://www.courts.ca.gov)

HON. TANI G. CANTIL-SAKAUYE  
*Chief Justice of California*  
*Chair of the Judicial Council*

HON. MARSHA G. SLOUGH  
*Chair, Executive and Planning Committee*

HON. DAVID M. RUBIN  
*Chair, Judicial Branch Budget Committee*  
*Chair, Litigation Management Committee*

HON. MARLA O. ANDERSON  
*Chair, Policy Coordination and*  
*Liaison Committee*

HON. HARRY E. HULL, JR.  
*Chair, Rules and Projects Committee*

HON. KYLE S. BRODIE  
*Chair, Technology Committee*

*Hon. Richard Bloom*  
*Hon. C. Todd Botke*  
*Hon. Stacy Boulware Eurie*  
*Hon. Ming W. Chin*  
*Hon. Jonathan B. Conklin*  
*Hon. Samuel K. Feng*  
*Hon. Brad R. Hill*  
*Ms. Rachel W. Hill*  
*Hon. Harold W. Hopp*  
*Hon. Hannah-Beth Jackson*  
*Mr. Patrick M. Kelly*  
*Hon. Dalila Corral Lyons*  
*Ms. Gretchen Nelson*  
*Mr. Maxwell V. Pritt*

#### ADVISORY MEMBERS

*Ms. Nancy CS Eberhardt*  
*Hon. Carin T. Fujisaki*  
*Mr. Kevin Harrigan*  
*Hon. Joyce D. Hinrichs*  
*Hon. Ann C. Moorman*  
*Mr. Michael M. Roddy*  
*Hon. Tam Nomoto Schumann*  
*Hon. Eric C. Taylor*  
*Ms. Andrea K. Wallin-Rohmann*  
*Hon. Rebecca L. Wightman*

MR. MARTIN HOSHINO  
*Administrative Director,*  
*Judicial Council*

Report title: *Standards and Measures That Promote the Fair and Efficient Administration of Justice*

Statutory citation: Government Code section 77001.5

Date of report: November 1, 2019

The Judicial Council has submitted a report to the Legislature in accordance with Government Code section 77001.5. The following summary of the report is provided under the requirements of Government Code section 9795.

Government Code section 77001.5 requires the Judicial Council to adopt and annually report on “judicial administration standards and measures that promote the fair and efficient administration of justice, including, but not limited to, the following subjects:


- (1) Providing equal access to courts and respectful treatment for all court participants.
- (2) Case processing, including the efficient use of judicial resources.
- (3) General court administration.”

The attached report identifies and reports on existing Judicial Council–adopted measures that respond to the reporting requirements.

Taking advantage of improvements in data quality, the report to the Legislature provides information on the following standards and measures of trial court operations:

- Caseload clearance rates
- Time to disposition
- Stage of case at disposition
- Trials by type of proceeding
- Judicial workload and resources

The full report is available at [www.courts.ca.gov/7466.htm](http://www.courts.ca.gov/7466.htm). A printed copy of the report may be obtained by calling 415-865-7708.



# **Standards and Measures That Promote the Fair and Efficient Administration of Justice**

---

REPORT TO THE LEGISLATURE UNDER  
GOVERNMENT CODE SECTION 77001.5

NOVEMBER 2019



**JUDICIAL COUNCIL  
OF CALIFORNIA**

---

OPERATIONS AND PROGRAMS DIVISION  
BUSINESS MANAGEMENT SERVICES

# JUDICIAL COUNCIL OF CALIFORNIA

**Hon. Tani G. Cantil-Sakauye**  
*Chief Justice of California and  
Chair of the Judicial Council*

**Martin Hoshino**  
*Administrative Director  
Judicial Council*

## OPERATIONS & PROGRAMS DIVISION

**Robert Oyung**  
*Chief Operating Officer*

**Leah Rose-Goodwin**  
*Manager, Court Research*

**Kristin Greenaway**  
*Supervising Research Analyst, Court Research*

**Nicholas Armstrong**  
*Senior Research Analyst, Court Research  
Primary Author of Report*

## Introduction

Government Code section 77001.5 requires the Judicial Council to adopt and annually report on judicial administration standards and measures that promote the fair and efficient administration of justice, including, but not limited to, the following subjects:

- 1) Providing equal access to courts and respectful treatment for all court participants.
- 2) Case processing, including the efficient use of judicial resources.
- 3) General court administration. (Gov. Code, § 77001.5)

This annual report to the Legislature focuses the analysis on four key quantitative measures of trial court performance:

- Caseload clearance rates;
- Time to disposition;
- Stage of case at disposition; and
- Trials by type of proceeding.

In addition to these measures, this report also provides information on the availability of branch resources that contribute toward the fair and efficient administration of justice, including:

- Assessed need for new judgeships (Gov. Code, § 69614); and
- Status of the conversion of subordinate judicial officer positions to judgeships (Gov. Code, § 69615).<sup>1</sup>

Finally, this report provides a brief narrative describing work conducted since the last reporting period to improve the standards and measures of judicial administration.

## Quantitative Measures of Court Performance

The National Center for State Courts (NCSC) developed *CourTools* to provide trial courts with “a set of balanced and realistic performance measures that are practical to implement and use.”<sup>2</sup> *CourTools* draws on previous work conducted on trial court performance—primarily the Trial Court Performance Standards developed by the NCSC and published in 1997—but also on relevant

---

<sup>1</sup> For more information on the rationale for selecting these quantitative measures and how they align with the legislative mandate in Government Code section 77001.5, see the 2012 report to the Legislature on judicial administration standards at [www.courts.ca.gov/documents/lr-Jud-Admin-Stand-and-measures-122712.pdf](http://www.courts.ca.gov/documents/lr-Jud-Admin-Stand-and-measures-122712.pdf).

<sup>2</sup> See “CourTools: Giving the Courts the Tools to Measure Success” (National Center for State Courts, 2005), [www.courtools.org](http://www.courtools.org).

measures from other successful public and private organizations. Courts in California use the *CalCourTools* program, which builds on the *CourTools* measures developed by the NCSC and endorsed by the Conference of Chief Justices and the Conference of State Court Administrators.

California courts are able to report on some but not all *CourTools* performance measures. Table 1 shows the two measures for which data in the California trial courts are available: clearance rates and time to disposition.

**Table 1: Status of *CourTools* Data in California Trial Courts**

<b>NCSC's <i>CourTools</i></b>	<b>Availability</b>	<b>Scope</b>	<b>Data Quality</b>	<b>Location in This Report</b>
Clearance Rates	Monthly Reports	All courts	Good	Appendix B
Time to Disposition	Monthly Reports	Missing data from some courts on some case types	Fair	Appendix C

### ***Clearance Rates***

Caseload clearance is a measure of the number of cases cleared (disposed of) as a percentage of the number of cases filed during a given time period. Because clearance rates provide only a snapshot at a point in time, they are an indirect measure of whether a court is disposing of cases in a timely fashion or a backlog of cases is growing. A court should aim to dispose of as many cases as were filed over a selected time period, thus maintaining a clearance rate of around 1.0, or 100 percent. Monitoring clearance rates by case type helps a court identify those areas needing the most attention.

### ***Time to Disposition***

Time to disposition is measured by counting the number of initial filings that reach disposition within established time frames. Trial court case disposition time goals can serve as a starting point for monitoring court performance.

These measures of court operations were adopted by the Judicial Council as standard 2.2 of the Standards of Judicial Administration (see Appendix A). This standard establishes caseload clearance in civil case processing as a judicial administration goal and sets time-to-disposition goals for six criminal and civil case types: felony, misdemeanor, unlimited civil, limited civil, small claims, and unlawful detainer.

### **Other Caseflow Management Data**

In addition to the *CourTools* data, additional information reported by the trial courts can also be used as diagnostic measures of a court's calendar management practices. How cases move through and out of the system—in other words, the stage of a case at disposition—can be useful indicators of effective case-processing practices and court operational efficiency. Efficient and effective case management can improve not only the timeliness of case disposition but also the quality of justice in resolution of these cases.

### **Stage of Case at Disposition**

The stage of a case and the manner in which it is disposed of (i.e., how, and at what point in a case’s life cycle, it is disposed of) can be useful diagnostic measures of a court’s case management practices and the timeliness and quality of case resolution.<sup>3</sup> They can also help courts assess the level of resources required to get cases to disposition.

### **Trials by Type of Proceeding**

The number and types of trials are important data elements to break out separately from the data on the stage of a case at disposition. Given the significance of trials on a court’s operations and resources, it is important to consider this measure in conjunction with other court performance data.

Table 2 describes the quality of the data on these additional measures of court operations.

**Table 2: Status of Data in California Trial Courts**

<b>Caseflow Management Data</b>	<b>Availability</b>	<b>Scope</b>	<b>Data Quality</b>	<b>Location in This Report</b>
Stage of Case at Disposition	Monthly Reports	All courts	Good	Appendix D
Trials by Type of Proceeding	Monthly Reports	All courts	Good	Appendix E

## **Findings<sup>4</sup>**

### **Caseload Clearance Rates<sup>5</sup>**

In fiscal year 2017–18,<sup>6</sup> the most recent year for which data are available, clearance rates both increased and decreased for various case types compared to rates from the previous fiscal year (see Appendix B).

- **Civil.** In 2017–18, 55 courts fully reported all civil case type dispositions for clearance rate calculations compared to all 58 courts in 2016–17. Total unlimited civil clearance rate increased from the previous year (from 86 to 88 percent), with increases in three unlimited civil case types: motor vehicle unlimited clearance rate increased from 83 to 89 percent, “other” unlimited civil complaints and petitions clearance rate increased from 86 to 87 percent, and small claims appeals clearance rate increased from 73 to 80 percent. “Other”

---

<sup>3</sup> The stage of a case at disposition is not entirely under the control of the court. For example, if the district attorney and public defender are unable or unwilling to reach a mutually agreeable plea, or if parties do not settle civil cases, despite the court’s best efforts, the stage and manner of disposition may be beyond the authority of the court to affect substantially.

<sup>4</sup> All findings reported here refer to trial court data submitted through June 30, 2018. These data are reported in more detail in the *2019 Court Statistics Report*, available at [www.courts.ca.gov/13421.htm](http://www.courts.ca.gov/13421.htm).

<sup>5</sup> Although most courts reported disposition data for calculating case clearance rates, a few were unable to give this information for certain case types. Changes in a court’s case management system is the most common reason for incomplete or missing disposition data. Only one court was unable to give disposition data for any case type.

<sup>6</sup> All further references to year ranges are to fiscal years unless otherwise indicated.



personal injury / property damage / wrongful death clearance rate was the only unlimited civil case type that decreased from 92 to 91 percent. The limited civil clearance rate decreased from 91 to 66 percent,<sup>7</sup> and small claims clearance rate increased from 98 to 100 percent.

- ***Criminal.*** In 2017–18, 52 courts fully reported all criminal case type dispositions for clearance rate calculations compared to 53 courts in 2016–17. Criminal clearance rates for all case types decreased. The felony clearance rate decreased from 91 to 85 percent, while nontraffic misdemeanor clearance rate decreased from 68 to 67 percent and nontraffic infraction clearance rate dropped from 49 to 46 percent. The traffic misdemeanor clearance rate decreased from 72 to 68 percent, and traffic infraction clearance rate decreased from 83 to 82 percent.
- ***Family and juvenile.*** In 2017–18, 54 courts fully reported all family and juvenile case type dispositions for clearance rate calculations compared to 56 courts in 2016–17. Various family and juvenile case type clearance rates saw both increases and decreases. The rate for family law–marital decreased from 94 to 86 percent, while the “other” family law petition clearance rate decreased from 104 to 83 percent. The total clearance rate for delinquency cases decreased from 79 to 77 percent, and the total dependency clearance rate increased from 78 to 84 percent.
- ***Probate and mental health.*** In 2017–18, 54 courts fully reported all probate and mental health case type dispositions for clearance rate calculations compared to 55 courts in 2016–17. Both probate and total mental health cases demonstrated a slight decrease in clearance rate. The probate clearance rate decreased from 71 to 70 percent. Total mental health clearance rate decreased from 86 to 84 percent.

### ***Time to Disposition***

The Standards of Judicial Administration establish “time to disposition” goals for processing various case types (see Appendix A). These goals are intended to improve the administration of justice by encouraging prompt disposition of all matters coming before the courts.

- ***Civil.*** In 2017–18, the percentage of unlimited civil cases disposed of within the recommended time increased by 1 percent, while limited civil cases increased by 3 percent. Unlawful detainer cases increased 4 percent, while small claims cases experienced a 2 percent decrease in cases disposed in the recommended time (see Appendix C).
  - ***Unlimited civil.*** The goals for unlimited civil cases are 100 percent of cases disposed of within 24 months, 85 percent disposed of within 18 months, and 75 percent disposed of

---

<sup>7</sup> The Superior Court of Los Angeles County reported dispositions for all case types except limited civil. The absence of this data largely drives the limited civil clearance rate decrease.

- within 12 months. In 2017–18, the percentage of unlimited civil cases disposed of within 24 months increased 1 percent from 84 to 85 percent; the percentage of cases disposed of within 18 months remained at 77 percent; and the percentage of cases disposed of within 12 months decreased 2 percent from 66 to 64 percent.
- *Limited civil.* The goals for limited civil cases are 100 percent of cases disposed of within 24 months, 98 percent of cases disposed of within 18 months, and 90 percent of cases disposed of within 12 months. In 2017–18, the percentage of limited civil cases disposed of within 24 months increased by 3 percentage points to 96 percent; the percentage of cases disposed of within 18 months increased 3 percent from 91 to 94 percent; and the percentage of cases disposed of within 12 months also increased, by 2 percentage points, to 85 percent.
  - *Unlawful detainer.* The goals for unlawful detainer cases are 100 percent of cases to be disposed of within 45 days after filing and 90 percent of cases to be disposed of within 30 days after filing. In 2017–18, the percentage of cases disposed of within 45 days increased 4 percentage points to 77 percent; the percentage of cases disposed of within 30 days increased by 6 percentage points to 62 percent.
  - *Small claims.* The goals for small claims cases are 90 percent of cases disposed of within 75 days of filing and 100 percent of cases disposed of within 95 days of filing.<sup>8</sup> In 2017–18, the percentage of cases disposed of within 70 days decreased 1 percentage point to 58 percent; the percentage of cases disposed of in less than 90 days decreased 2 percentage points to 68 percent.
  - ***Criminal.*** In 2017–18, the percentage of criminal cases disposed of within the recommended time standards all declined from the previous year (see Appendix C).
    - *Felony.* The goals for felony cases are as follows: All cases (except for capital cases) are to be disposed of within 12 months (from the defendant’s first arraignment). Regarding cases resulting in bindover or certified pleas, 90 percent are to be disposed of within 30 days, 98 percent within 45 days, and 100 percent within 90 days. In 2017–18, the percentage of felonies disposed of in less than 12 months decreased from 87 to 79 percent. The percentage of felony cases resulting in bindovers or certified pleas disposed of within 30 days declined 3 percentage points to 39 percent; the percentage of such cases disposed of within 45 days also declined 3 percentage points to 49 percent; and the percentage of cases disposed of within 90 days declined 2 percentage points to 66 percent of cases.
    - *Misdemeanor.* The goals for misdemeanors are 90 percent of cases disposed of within 30 days, 98 percent of cases disposed of within 90 days, and 100 percent of cases disposed of within 120 days. In 2017–18, the percentage of cases disposed of within 30 days

---

<sup>8</sup> There is a discrepancy between the small claims goals listed in the Standards of Judicial Administration—which ask for the percentage of cases disposed of within 75 and 95 days of filing—and the small claims goals as reported in the *2019 Court Statistics Report*—which report the percentage of cases disposed of within 70 and 90 days of filing. This issue will be addressed by the Judicial Branch Statistical Information System (JBSIS) subcommittee of the Court Executives Advisory Committee during upcoming reviews of disposition data standards.

decreased by 2 percentage points to 50 percent, the percentage of cases disposed of at the 90-day mark declined 2 percentage points to 68 percent, and the percentage of cases disposed of in less than 120 days declined 1 percentage point to 75 percent.

- ***Family and juvenile.*** Time standards for family law cases are stated in rule 5.83 of the California Rules of Court, and time standards for juvenile dependency cases can be found in rule 5.505. However, at this time, courts are unable to consistently and accurately report on these measures. Future reports will include this data as collection using these measures improves.

#### ***Stage of Case at Disposition (see Appendix D)***

- ***Civil***
  - Seventy-nine percent of unlimited civil cases are disposed of before trial.
  - Of the remaining unlimited civil cases disposed of by a trial, the vast majority (89 percent) are bench trials. Only 3 percent of unlimited civil trials are adjudicated by a jury.
  - In limited civil cases, only 7 percent of filings are disposed of by trial, with 99 percent of those conducted as bench trials.
  - In small claims, the majority (59 percent) of dispositions are after trial.
- ***Criminal***
  - Nearly all felony cases (97 percent) are disposed of before trial.
  - Of the felonies disposed of after trial, 89 percent are jury trials.
  - In felonies disposed of before trial, 66 percent result in felony convictions. In felonies disposed of after jury trial, 76 percent result in a felony conviction. For felony cases disposed of after bench trial, 81 percent end in a felony conviction.
  - The vast majority of both nontraffic misdemeanors and traffic misdemeanors (99 percent of both) are disposed of before trial.
  - Of the misdemeanors disposed of after trial, 42 percent of nontraffic cases and 60 percent of traffic cases are disposed of by bench trial, with the remainder disposed of by jury trial.

#### ***Trials by Type of Proceeding (see Appendix E)***

- ***Jury trials.*** The total number of jury trials decreased 6 percent, from 8,122 in 2016–17 to 7,616 in 2017–18. During this time, the number of felony jury trials decreased by 10 percent, from 4,374 to 3,919. During the same period, misdemeanor jury trials went from 2,368 to 2,438, a 3 percent increase. The number of probate and mental health jury trials increased 14 percent, from 22 to 25. For civil cases, the number of personal injury / property damage unlimited civil jury trials decreased 5 percent to 655 trials, “other” unlimited civil jury trials

increased 4 percent to 458 trials, and limited civil jury trials decreased 47 percent to 121 trials.

- **Court trials.** The total number of court trials decreased by 16 percent from 376,524 in 2016–17 to 314,656 in 2017–18 across all case types. In 2017–18, 470 felony court trials were reported, an increase of 79 percent from the 263 felony court trials of the previous year. The number of court trials for misdemeanor and infraction cases decreased by 22 percent to 220,941 trials. The number of personal injury / property damage unlimited civil trials increased by 17 percent to 862. “Other” unlimited civil court trials increased by 3 percent to 35,829. Limited civil court trials decreased 23 percent to 16,521. Probate and mental health trials increased by 7 percent to 40,033 court trials.

### **Judicial Workload and Resources**

- The need for new judgeships is calculated by adding the judicial need among only the courts that have fewer judgeships than their workload demands. Based on the 2019 Judicial Needs Assessment, 19 courts need new judgeships, for a total need of 173 full-time equivalent judicial officers (see Appendix F).
- Although the conversion of subordinate judicial officers (SJOs) does not provide much-needed *new* resources to the courts, it does provide the courts with greater flexibility in the assignment of judicial officers. Moreover, it restores the proper balance between judges and SJOs in the court, enabling constitutionally empowered judges who are held accountable by standing for election before their communities to hear cases that are appropriate to their rank.
- In 2017–18, a total of 6 conversions of SJO positions to judgeships were completed; 15 additional conversions were completed in 2018–19 (see Appendix G).
- A total of 155 SJO positions have been converted to judgeships since 2007–08 (see Appendix G).

### **Workload Models Update**

The weighted caseload model has been the national standard for evaluating the workload of judges and court staff for over two decades.<sup>9</sup> The number and types of cases that come before the court—the court’s caseload—is the starting point for any evaluation of workload. However, without using weighted case data, it is impossible to make meaningful calculations about the differences in the amount of work required. For example, although a felony or an infraction case each represents one filing for the court, they have very different impacts on the court’s workload. Weighting caseloads is therefore required to account for the types of cases coming before the court and to translate that information into effective and usable workload data.

---

<sup>9</sup> See Victor E. Flango, *Assessing the Need for Judges and Court Support Staff* (National Center for State Courts, 1996).

The Judicial Council has approved workload models that use weighted caseload to assess where new judgeships and additional nonjudicial resources are most urgently needed and will have the biggest impact. The relative weight applied to different types of cases, however, requires periodic review because of changes in the law, rules of court, technology, and practice, all of which affect the average amount of time required for case processing. Periodic review and, where necessary, revision of caseweights ensure that the allocation formulas reported to the Legislature and the Governor accurately reflect the current amount of time required to resolve cases.

The Judicial Council's Workload Assessment Advisory Committee has recommended that judicial and staff workload models be updated every five years to ensure that the models used to measure workload and to allocate resources utilize the most up-to-date information possible. The staff workload model was updated, and new weights were finalized in 2017. The judicial workload model was updated in 2018, and new weights were finalized in 2019.

In addition to updates to these two models, the Judicial Council also adopted a recommendation to refresh the model that is used to allocate SJO conversions.<sup>10</sup> Under Government Code section 69615, a total of 162 SJO positions were identified as in need of conversion to ensure sufficient judicial officers of each type. The positions were identified on the basis of a 2007 workload analysis, using caseweights from the 2001 Judicial Officer Study and filings data from 2002–03 through 2004–05.

Because filings and the underlying weights used to measure workload have changed since that initial analysis was completed in 2007, the update to that analysis with more current workload data ensures that the remaining conversions are allocated in the most effective manner.

## **Conclusion**

This report has summarized *quantitative* measures of trial court performance and provides information on updates to the Resource Assessment Study model. Future reports will continue to provide updated and comparative information on these measures to permit an analysis of courts' ability to provide fair and efficient administration of justice.

---

<sup>10</sup> Judicial Council of Cal., Internal Com. Rep., *Subordinate Judicial Officers: Update of Conversions Using More Current Workload Data* (Aug. 11, 2015), [www.courts.ca.gov/documents/jc-20150821-itemL.pdf](http://www.courts.ca.gov/documents/jc-20150821-itemL.pdf).

## **Appendix A: Standards of Judicial Administration, Standard 2.2**

### **Trial Court Case Disposition Time Goals**

#### **(a) Trial Court Delay Reduction Act**

The recommended goals for case disposition time in the trial courts in this standard are adopted under Government Code sections 68603 and 68620.

*(Subd (a) amended effective January 1, 2007; adopted effective July 1, 1987; relettered effective January 1, 1989; previously amended effective January 1, 2004.)*

#### **(b) Statement of purpose**

The recommended time goals are intended to guide the trial courts in applying the policies and principles of standard 2.1. They are administrative, justice-oriented guidelines to be used in the management of the courts. They are intended to improve the administration of justice by encouraging prompt disposition of all matters coming before the courts. The goals apply to all cases filed and are not meant to create deadlines for individual cases. Through its case management practices, a court may achieve or exceed the goals stated in this standard for the overall disposition of cases. The goals should be applied in a fair, practical, and flexible manner. They are not to be used as the basis for sanctions against any court or judge.

*(Subd (b) amended effective January 1, 2007; adopted effective July 1, 1987, as (1); relettered effective January 1, 1989; previously amended effective January 1, 2004.)*

#### **(c) Definition**

The definition of “general civil case” in rule 1.6 applies to this section. It includes both unlimited and limited civil cases.

*(Subd (c) amended effective January 1, 2007; adopted effective January 1, 2004.)*

#### **(d) Civil cases—processing time goals**

The goal of each trial court should be to process general civil cases so that all cases are disposed of within two years of filing.

*(Subd (d) amended and relettered effective January 1, 2004; adopted effective July 1, 1987, as (2); previously amended effective July 1, 1988; amended and relettered as subd (c) effective January 1, 1989.)*

#### **(e) Civil cases—rate of disposition**

Each trial court should dispose of at least as many civil cases as are filed each year and, if necessary to meet the case-processing goal in (d), dispose of more cases than are filed. As the court disposes of inactive cases, it should identify active cases that may require judicial attention.

*(Subd (e) amended effective January 1, 2007; adopted effective July 1, 1987, as (3); previously amended effective July 1, 1988; previously amended and relettered as subd (d) effective January 1, 1989, and as subd (e) effective January 1, 2004.)*

## **Appendix A: Standards of Judicial Administration, Standard 2.2**

### **(f) General civil cases—case disposition time goals**

The goal of each trial court should be to manage general civil cases, except those exempt under (g), so that they meet the following case disposition time goals:

#### *(1) Unlimited civil cases:*

The goal of each trial court should be to manage unlimited civil cases from filing so that:

- (A) 75 percent are disposed of within 12 months;
- (B) 85 percent are disposed of within 18 months; and
- (C) 100 percent are disposed of within 24 months.

#### *(2) Limited civil cases:*

The goal of each trial court should be to manage limited civil cases from filing so that:

- (A) 90 percent are disposed of within 12 months;
- (B) 98 percent are disposed of within 18 months; and
- (C) 100 percent are disposed of within 24 months.

#### *(3) Individualized case management*

The goals in (1) and (2) are guidelines for the court's disposition of all unlimited and limited civil cases filed in that court. In managing individual civil cases, the court must consider each case on its merits. To enable the fair and efficient resolution of civil cases, each case should be set for trial as soon as appropriate for that individual case consistent with rule 3.729.

*(Subd (f) amended effective January 1, 2007; adopted as subd (g) effective July 1, 1987; relettered as subd (h) effective January 1, 1989; amended effective July 1, 1991; previously amended and relettered as subd (f) effective January 1, 2004.)*

### **(g) Exceptional civil cases**

A general civil case that meets the criteria in rules 3.715 and 3.400 and that involves exceptional circumstances or will require continuing review is exempt from the time goals in (d) and (f). Every exceptional case should be monitored to ensure its timely disposition consistent with the exceptional circumstances, with the goal of disposing of the case within three years.

*(Subd (g) amended effective January 1, 2007; adopted effective January 1, 2004.)*

### **(h) Small claims cases**

The goals for small claims cases are:

## **Appendix A: Standards of Judicial Administration, Standard 2.2**

(1) 90 percent disposed of within 75 days after filing; and

(2) 100 percent disposed of within 95 days after filing.

*(Subd (h) adopted effective January 1, 2004.)*

### **(i) Unlawful detainer cases**

The goals for unlawful detainer cases are:

(1) 90 percent disposed of within 30 days after filing; and

(2) 100 percent disposed of within 45 days after filing.

*(Subd (i) adopted effective January 1, 2004.)*

### **(j) Felony cases—processing time goals**

Except for capital cases, all felony cases disposed of should have a total elapsed processing time of no more than one year from the defendant's first arraignment to disposition.

*(Subd (j) amended effective January 1, 2007; adopted effective January 1, 2004.)*

### **(k) Misdemeanor cases**

The goals for misdemeanor cases are:

(1) 90 percent disposed of within 30 days after the defendant's first arraignment on the complaint;

(2) 98 percent disposed of within 90 days after the defendant's first arraignment on the complaint; and

(3) 100 percent disposed of within 120 days after the defendant's first arraignment on the complaint.

*(Subd (k) adopted effective January 1, 2004.)*

### **(l) Felony preliminary examinations**

The goal for felony cases at the time of the preliminary examination (excluding murder cases in which the prosecution seeks the death penalty) should be disposition by dismissal, by interim disposition by certified plea of guilty, or by finding of probable cause, so that:

(1) 90 percent of cases are disposed of within 30 days after the defendant's first arraignment on the complaint;

(2) 98 percent of cases are disposed of within 45 days after the defendant's first arraignment on the complaint; and



## **Appendix A: Standards of Judicial Administration, Standard 2.2**

- (3) 100 percent of cases are disposed of within 90 days after the defendant's first arraignment on the complaint.

*(Subd (l) adopted effective January 1, 2004.)*

### **(m) Exceptional criminal cases**

An exceptional criminal case is not exempt from the time goal in (j), but case progress should be separately reported under the Judicial Branch Statistical Information System (JBSIS) regulations.

*(Subd (m) amended effective January 1, 2007; adopted effective January 1, 2004.)*

### **(n) Cases removed from court's control excluded from computation of time**

If a case is removed from the court's control, the period of time until the case is restored to court control should be excluded from the case disposition time goals. The matters that remove a case from the court's control for the purposes of this section include:

#### **(1) Civil cases:**

- (A) The filing of a notice of conditional settlement under rule 3.1385;
- (B) An automatic stay resulting from the filing of an action in a federal bankruptcy court;
- (C) The removal of the case to federal court;
- (D) An order of a federal court or higher state court staying the case;
- (E) An order staying the case based on proceedings in a court of equal standing in another jurisdiction;
- (F) The pendency of contractual arbitration under Code of Civil Procedure section 1281.4;
- (G) The pendency of attorney fee arbitration under Business and Professions Code section 6201;
- (H) A stay by the reporting court for active military duty or incarceration; and
- (I) For 180 days, the exemption for uninsured motorist cases under rule 3.712(b).

#### **(2) Felony or misdemeanor cases:**

- (A) Issuance of warrant;
- (B) Imposition of a civil assessment under Penal Code section 1214.1;
- (C) Pendency of completion of diversion under Penal Code section 1000 et seq.;
- (D) Evaluation of mental competence under Penal Code section 1368;

## **Appendix A: Standards of Judicial Administration, Standard 2.2**

- (E) Evaluation as a narcotics addict under Welfare and Institutions Code sections 3050 and 3051;
- (F) 90-day diagnostic and treatment program under Penal Code section 1203.3;
- (G) 90-day evaluation period for a juvenile under Welfare and Institutions Code section 707.2;
- (H) Stay by a higher court or by a federal court for proceedings in another jurisdiction;
- (I) Stay by the reporting court for active military duty or incarceration; and
- (J) Time granted by the court to secure counsel if the defendant is not represented at the first appearance.

*(Subd (n) amended effective January 1, 2007; adopted effective January 1, 2004.)*

### **(o) Problems**

A court that finds its ability to comply with these goals impeded by a rule of court or statute should notify the Judicial Council.

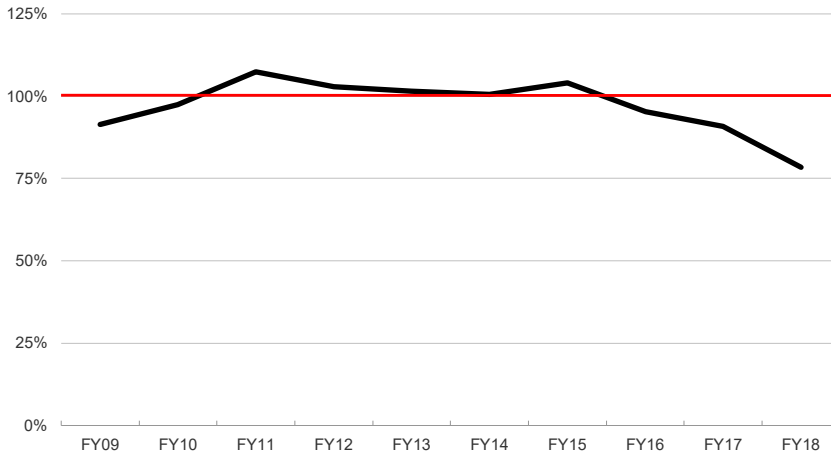
*(Subd (o) amended effective January 1, 2007; adopted effective January 1, 2004.)*

*Standard 2.2 amended and renumbered effective January 1, 2007; adopted as sec. 2.1 effective July 1, 1987; previously amended effective January 1, 1988, July 1, 1988, January 1, 1989, January 1, 1990, July 1, 1991, and January 1, 2004.*

**Appendix B: CalCourTools: Caseload Clearance Rates**  
**Civil Unlimited, Civil Limited, Small Claims**  
 Fiscal Years 2008–09 through 2017–18

**Superior Courts**  
**Figures 1–7**

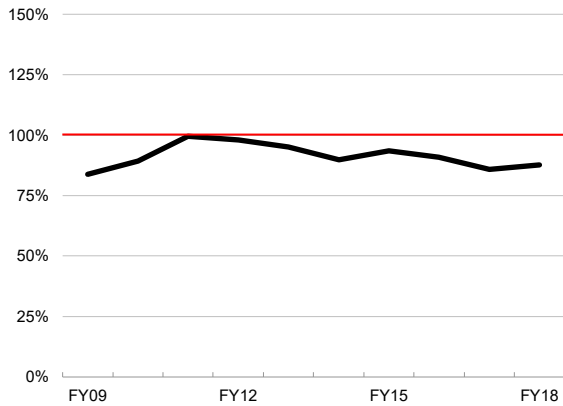
**Figure 1: Total Civil**



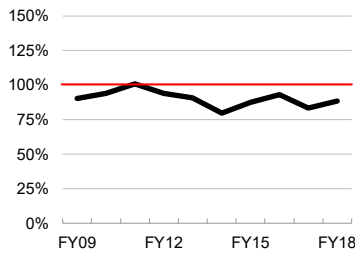
Clearance Rate equals the number of outgoing cases as a percentage of the number of incoming cases. A clearance rate of 100% indicates that the number of cases disposed of in any given year equals the number of cases filed.

$$\text{Clearance Rate} = \frac{\text{Dispositions}}{\text{Filings}}$$

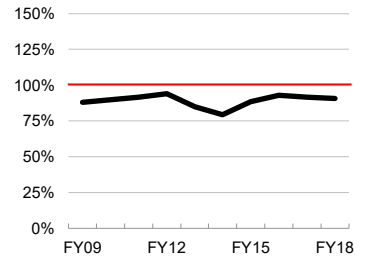
**Figure 2: Civil Unlimited**



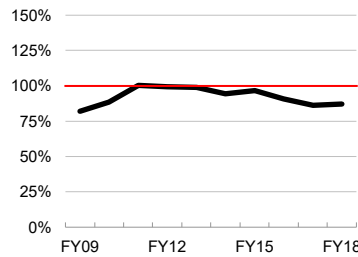
**Figure 3: Motor Vehicle PI/PD/WD**



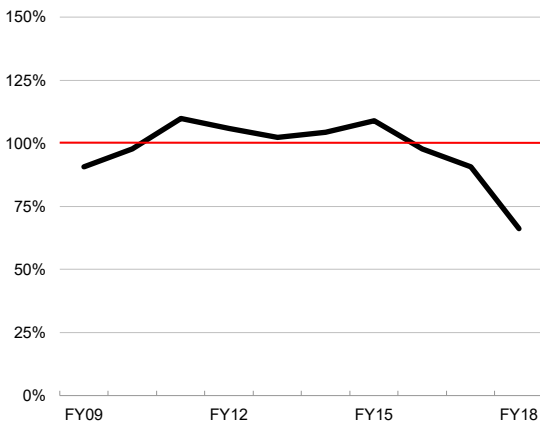
**Figure 4: Other PI/PD/WD**



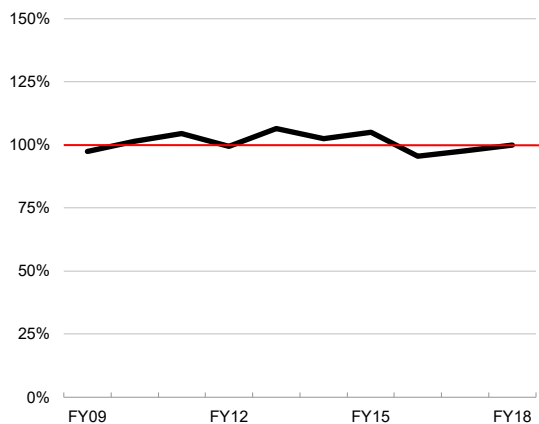
**Figure 5: Civil Complaints**



**Figure 6: Civil Limited**



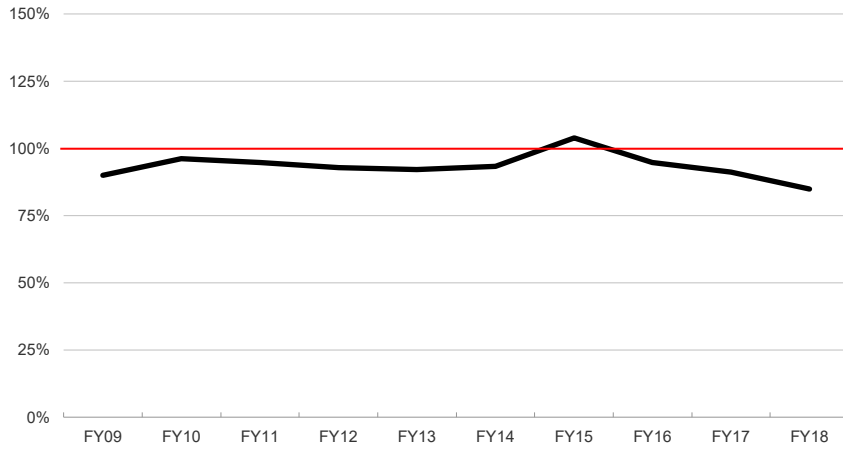
**Figure 7: Small Claims**



**Appendix B (continued): CalCourTools: Caseload Clearance Rates  
Criminal Felonies, Misdemeanors, Infractions  
Fiscal Years 2008–09 through 2017–18**

**Superior Courts  
Figures 8–12**

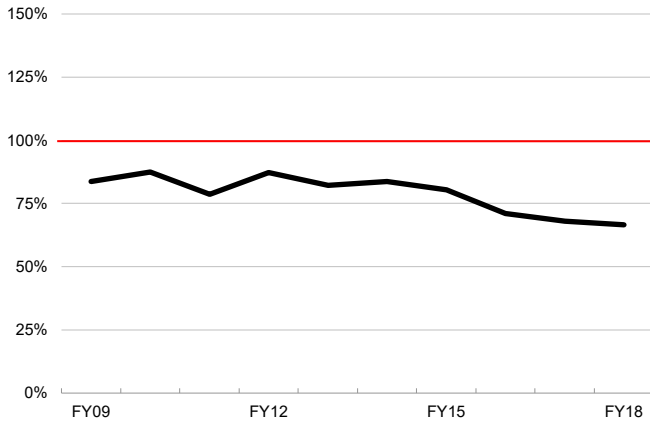
**Figure 8: Felony**



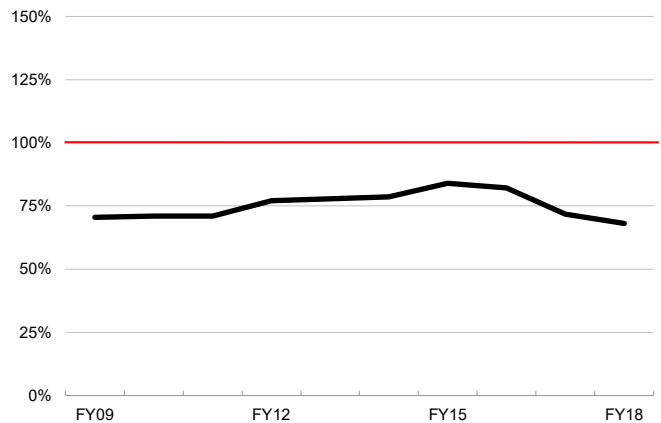
Clearance Rate equals the number of outgoing cases as a percentage of the number of incoming cases. A clearance rate of 100% indicates that the number of cases disposed of in any given year equals the number of cases filed.

$$\text{Clearance Rate} = \frac{\text{Dispositions}}{\text{Filings}}$$

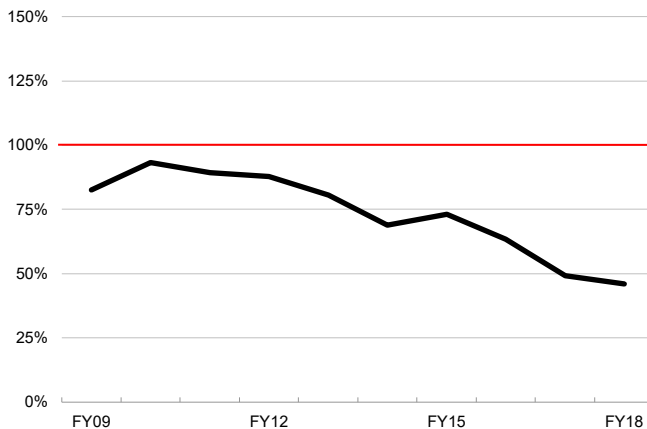
**Figure 9: Nontraffic Misdemeanor**



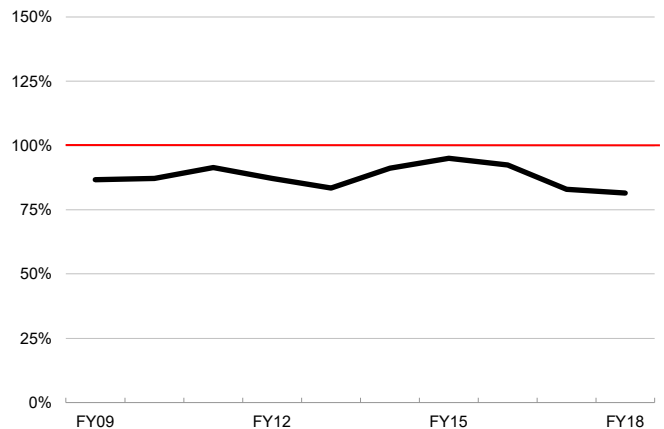
**Figure 10: Traffic Misdemeanor**



**Figure 11: Nontraffic Infraction**



**Figure 12: Traffic Infraction**



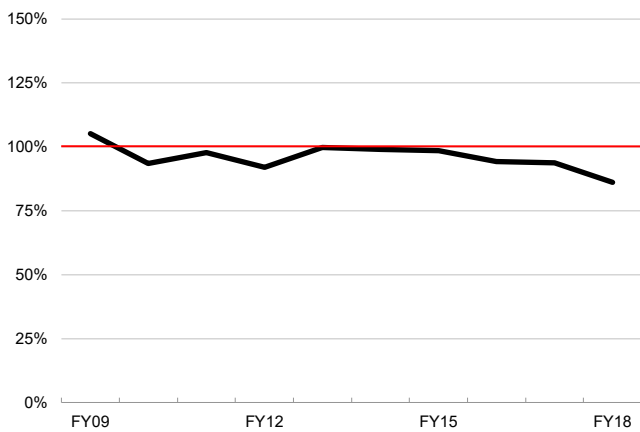
**Appendix B (continued): CalCourTools: Caseload Clearance Rates  
Family Law, Juvenile Delinquency, Juvenile Dependency  
Fiscal Years 2008–09 through 2017–18**

**Superior Courts  
Figures 13–16**

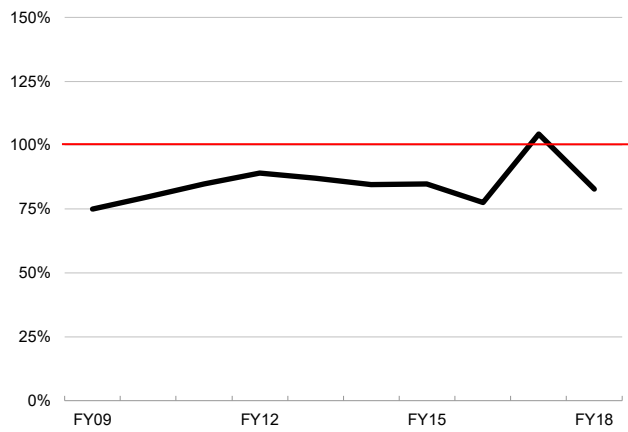
Clearance Rate equals the number of outgoing cases as a percentage of the number of incoming cases. A clearance rate of 100% indicates that the number of cases disposed of in any given year equals the number of cases filed.

$$\text{Clearance Rate} = \frac{\text{Dispositions}}{\text{Filings}}$$

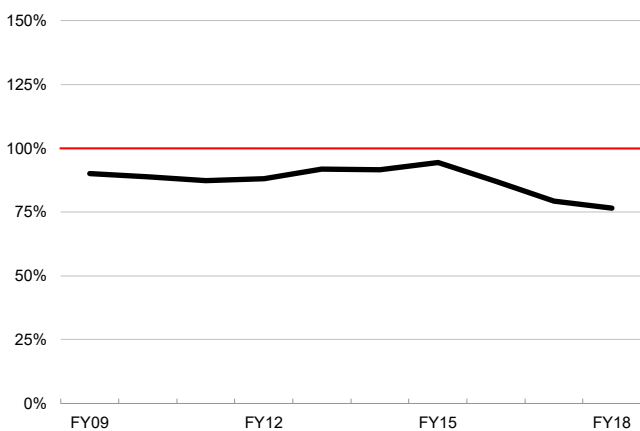
**Figure 13: Family Law — Marital**



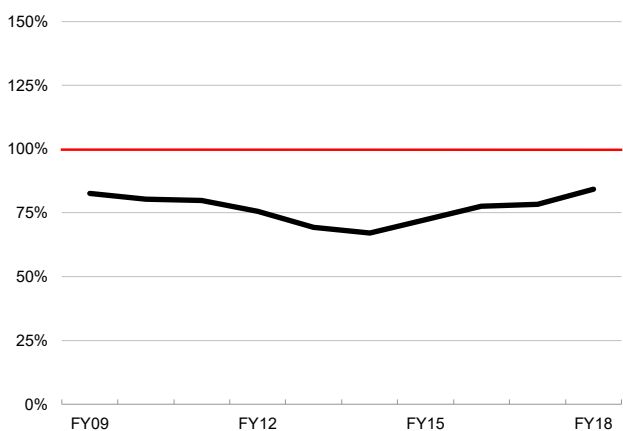
**Figure 14: Family Law Petitions**



**Figure 15: Juvenile Delinquency**



**Figure 16: Juvenile Dependency**



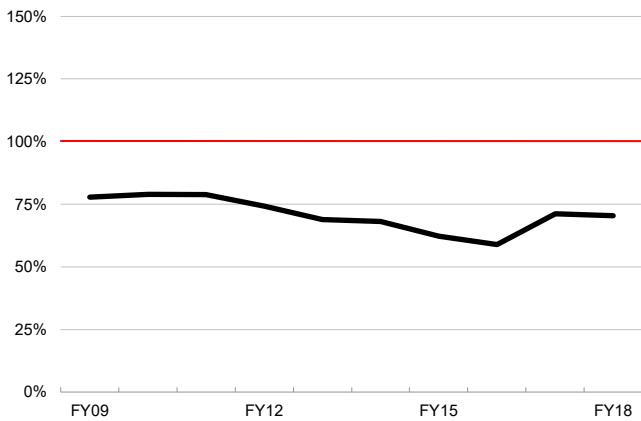
**Appendix B (continued): CalCourTools: Caseload Clearance Rates**  
**Probate, Mental Health, Appeals, Habeas Corpus**  
**Fiscal Years 2008–09 through 2017–18**

**Superior Courts**  
**Figures 17–20**

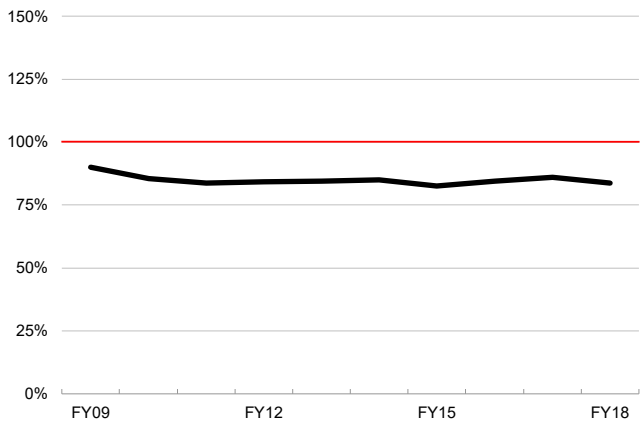
Clearance Rate equals the number of outgoing cases as a percentage of the number of incoming cases. A clearance rate of 100% indicates that the number of cases disposed of in any given year equals the number of cases filed.

$$\text{Clearance Rate} = \frac{\text{Dispositions}}{\text{Filings}}$$

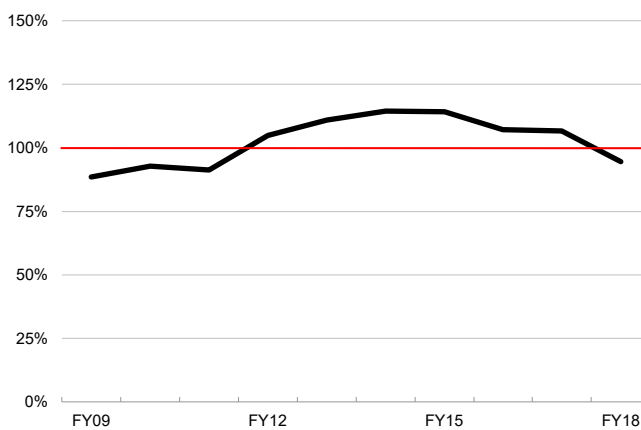
**Figure 17: Probate**



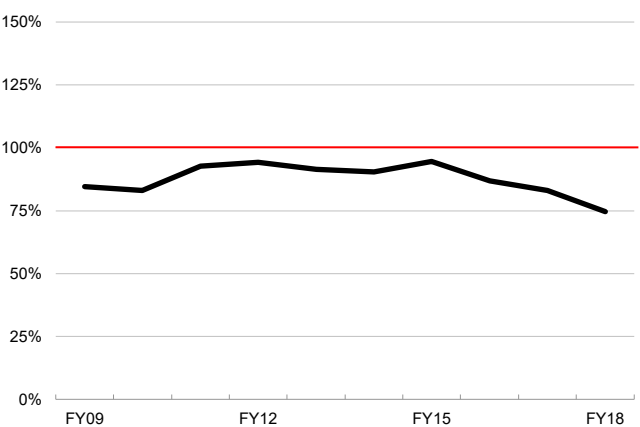
**Figure 18: Mental Health**



**Figure 19: Appeals**



**Figure 20: Criminal Habeas Corpus**



**Appendix C: CalCourTools: Time to Disposition  
Civil Unlimited, Civil Limited, Small Claims**

**Superior Courts  
Figures 21–24**

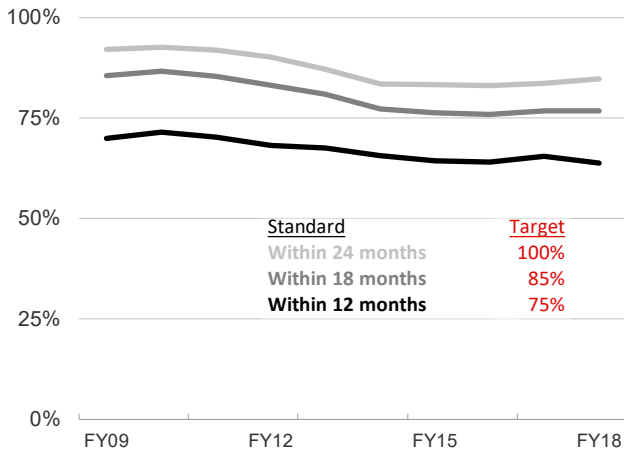
Fiscal Years 2008–09 through 2017–18

**Civil Case Processing Time** (percent of cases disposed within specified periods)

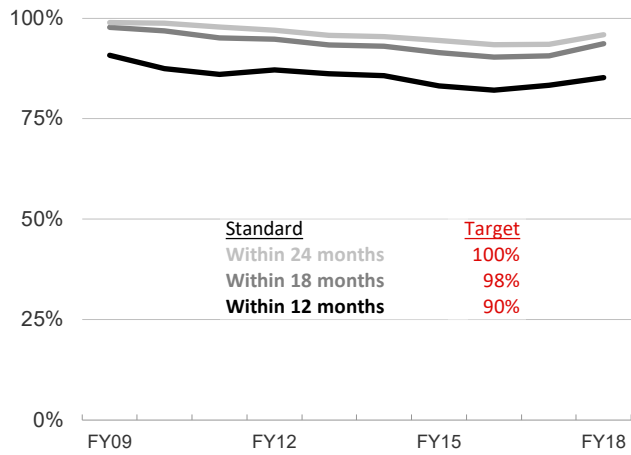
The Standards of Judicial Administration establishes case processing time to disposition goals for different types of civil cases, which are presented below with the specific time standards and target performance level.

<u>Standard</u>	<u>Target</u>
Time standard	Goal

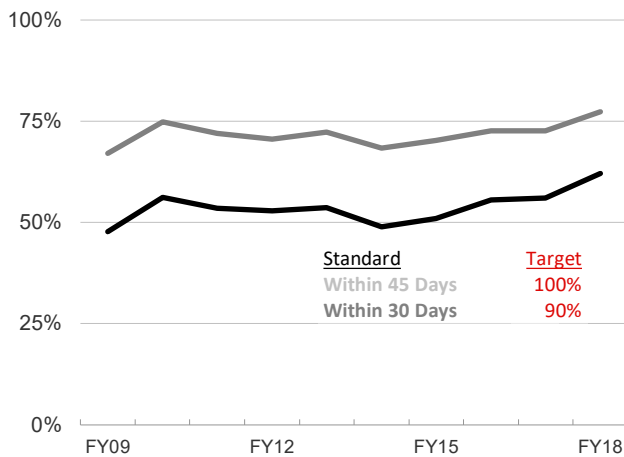
**Figure 21: Civil Unlimited**



**Figure 22: Limited Civil**



**Figure 23: Unlawful Detainer**



**Figure 24: Small Claims**

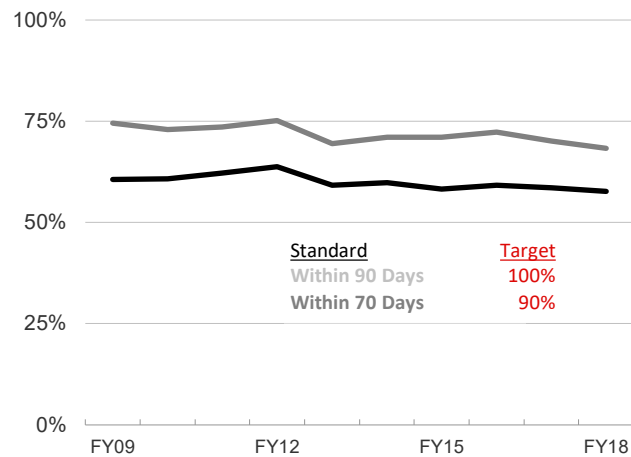
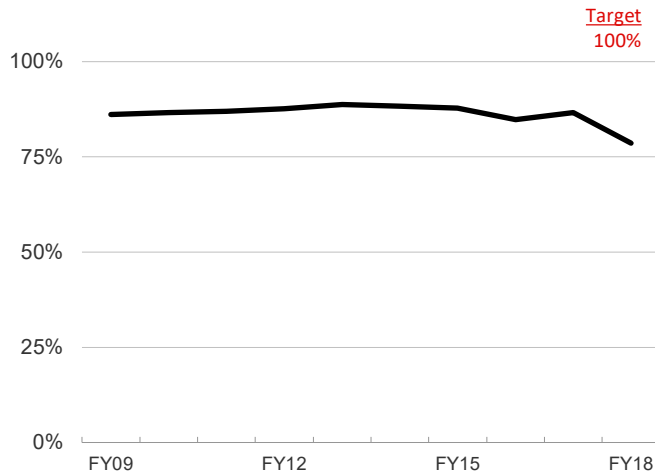


Figure 25: Felonies disposed within 12 months



**Criminal Case Processing Time**

(percent of cases disposed within specified periods)

The Standards of Judicial Administration establishes case processing time to disposition goals for different types of criminal cases, which are presented below with the specific time standards and target performance level.

Figure 26: Felonies resulting in bindover or certified pleas

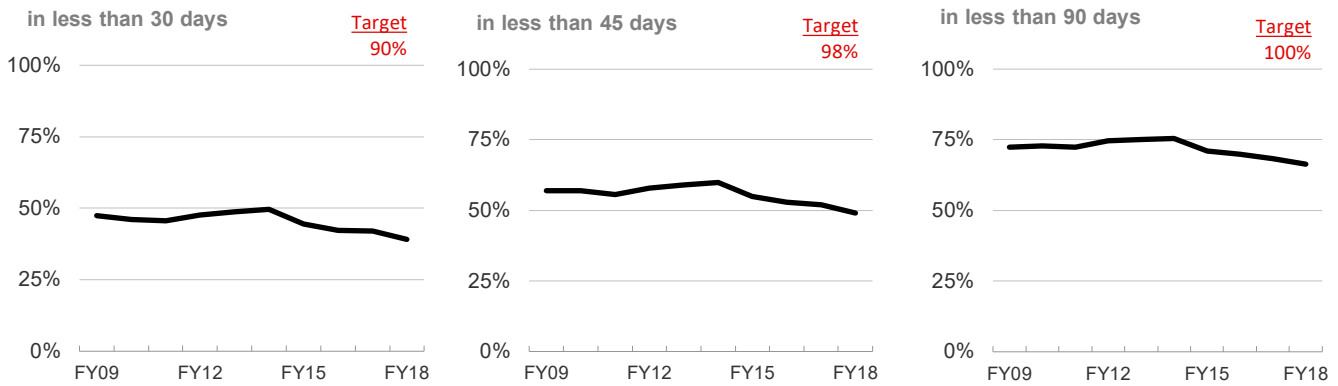
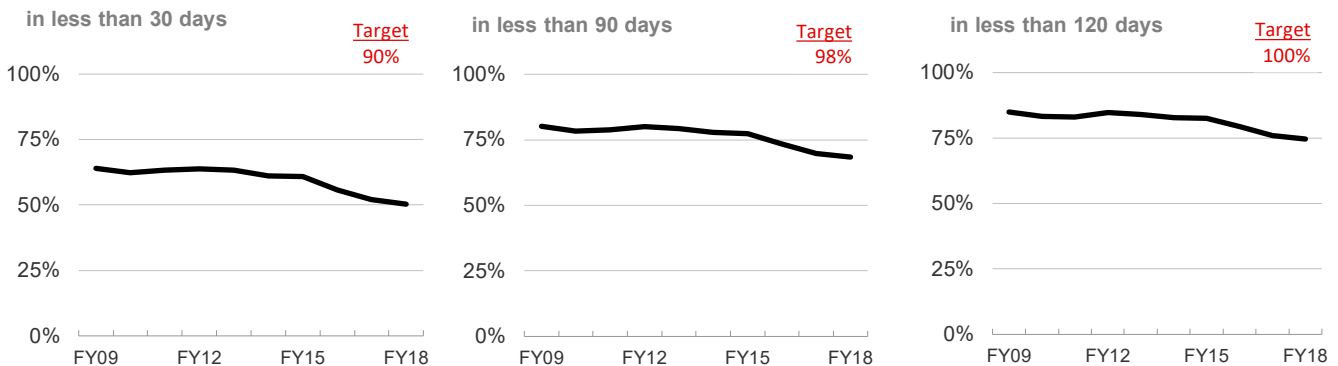


Figure 27: Misdemeanors disposed





**Figure 28: How and at what stage are civil cases resolved?**

**Unlimited Civil**

Number disposed before trial



Number disposed after trial




**Limited Civil**

Number disposed before trial



Number disposed after trial



**Small Claims**

Number disposed before trial



Number disposed after trial

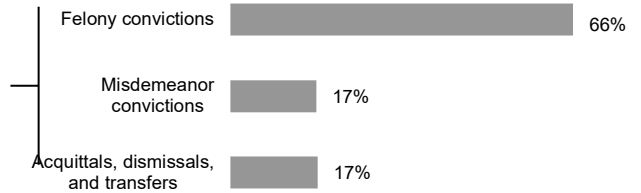


**Figure 29: How and at what stage are felony cases resolved?**

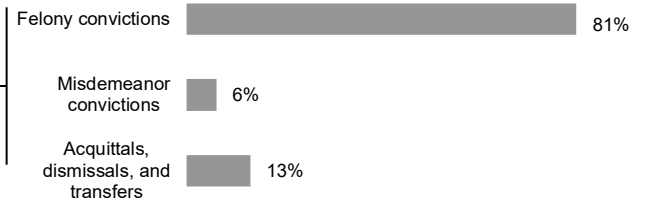

**Total felony dispositions (not including felony petitions)**



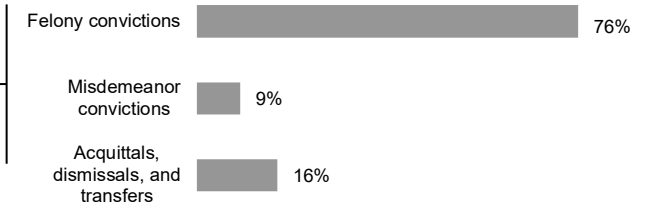
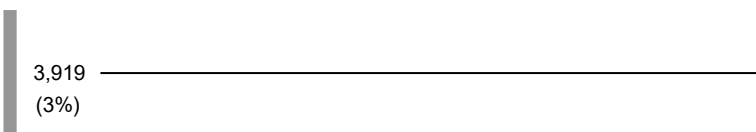
**Number disposed before trial**



**Court trials**

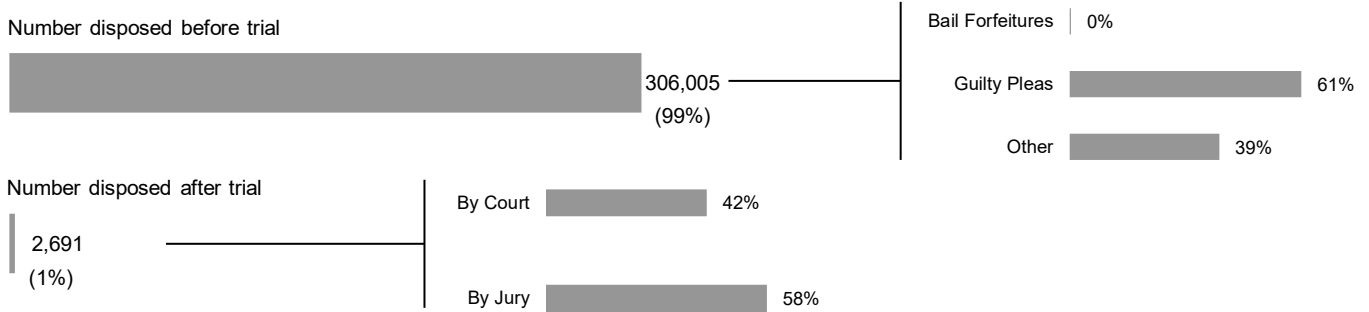


**Jury trials**

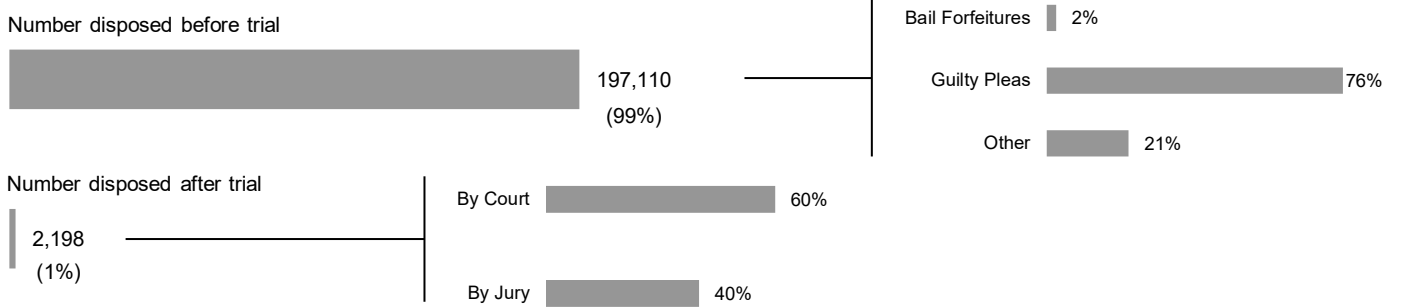


**Figure 30: How and at what stage are misdemeanor and infraction cases resolved?**

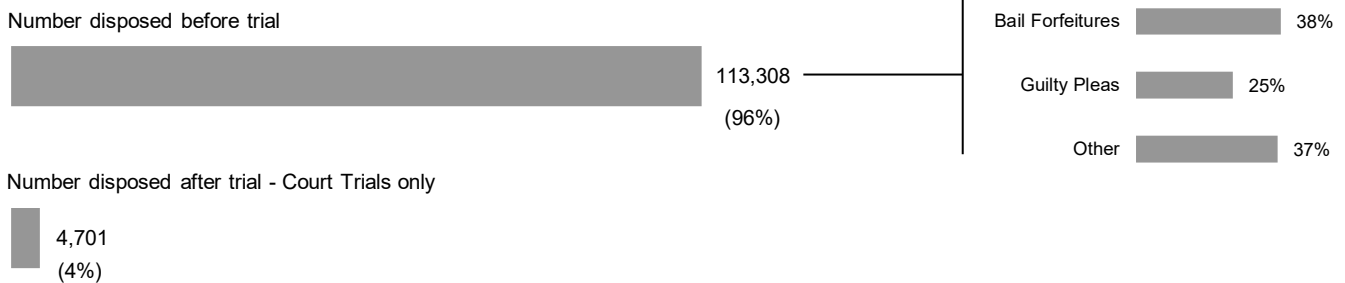
**Nontraffic Misdemeanors**



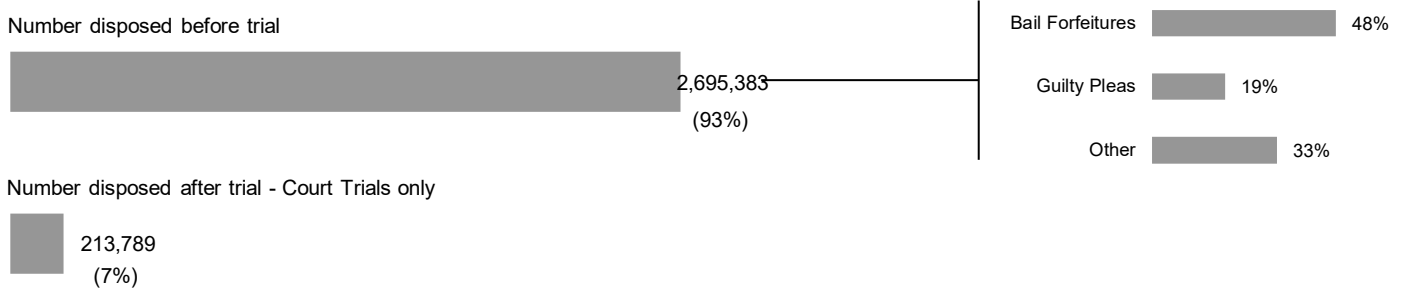
**Traffic Misdemeanors**



**Nontraffic Infractions**

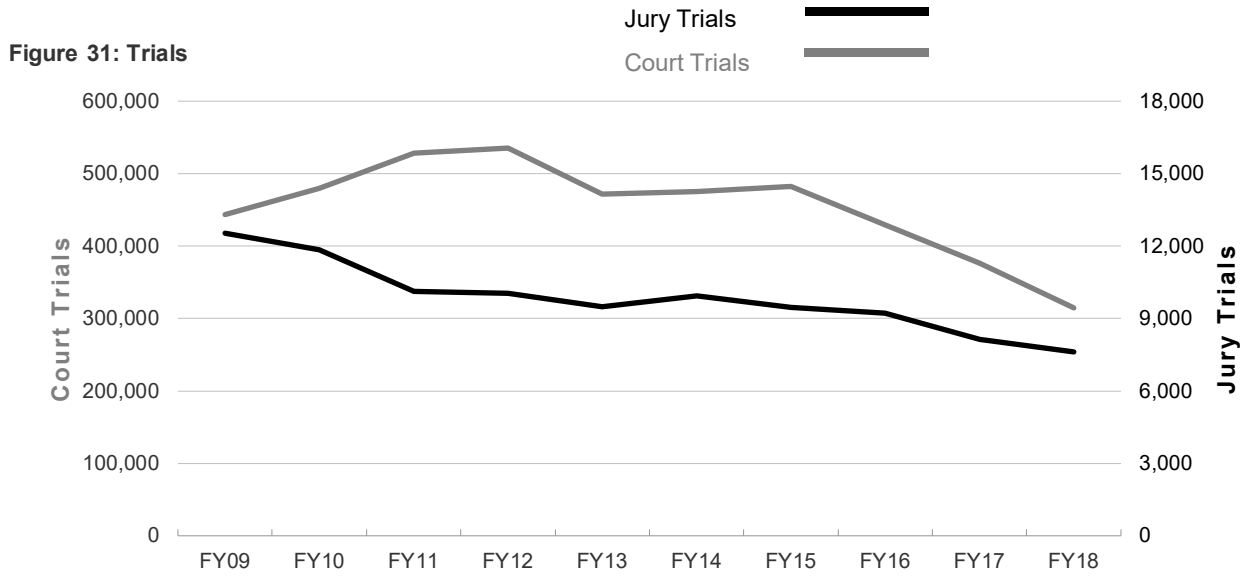


**Traffic Infractions**



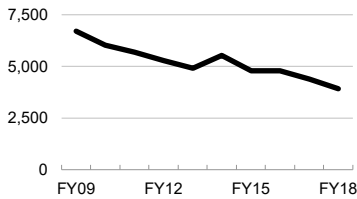
**Appendix E: Caseflow Management Data**  
**Trials By Type of Proceeding**  
**Fiscal Years 2008–09 through 2017–18**

**Superior Courts**  
**Figures 31–43**

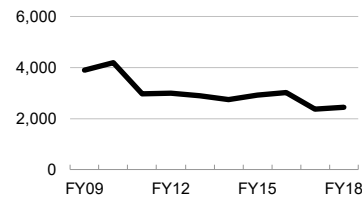


**Jury Trials**

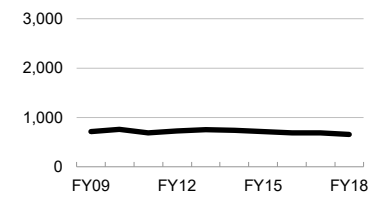
**Figure 32: Felony**



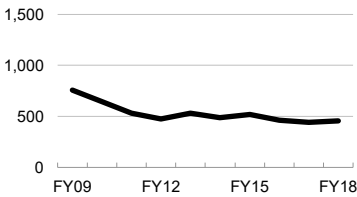
**Figure 33: Misdemeanor**



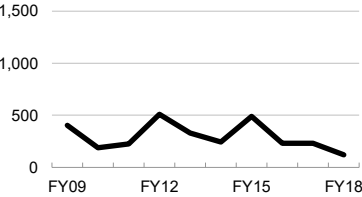
**Figure 34: PI/PD/WD Civil Unlimited**



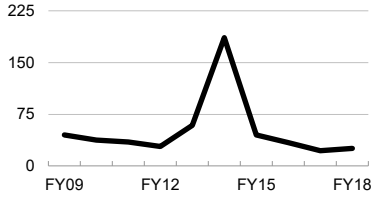
**Figure 35: Other Civil Unlimited**



**Figure 36: Civil Limited**

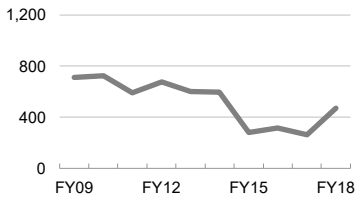


**Figure 37: Probate and Mental Health**

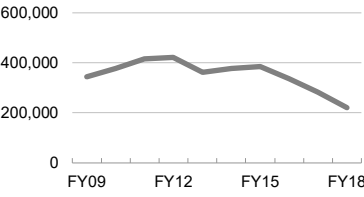


**Court Trials**

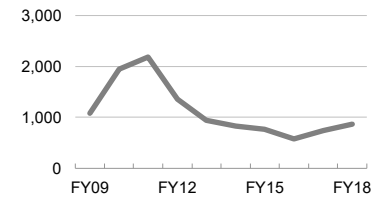
**Figure 38: Felony**



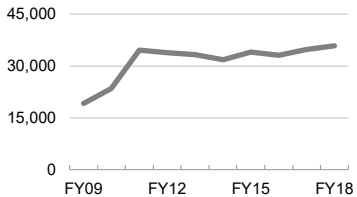
**Figure 39: Misdemeanor and Infractions**



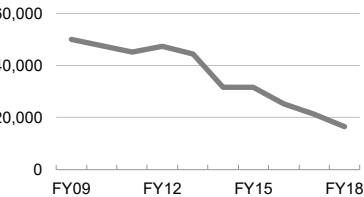
**Figure 40: PI/PD/WD Civil Unlimited**



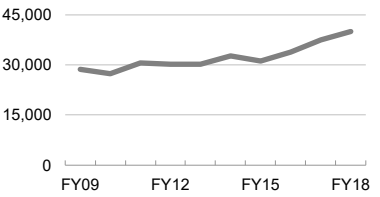
**Figure 41: Other Civil Unlimited**



**Figure 42: Civil Limited**



**Figure 43: Probate and Mental Health**



## Appendix F: 2019 Judicial Needs Assessment

	A	B	C	D
Court	Authorized and Funded Judicial Positions*	2019 Assessed Judicial Need	Number of Judgeships Needed† (B-A)	Percentage of Judicial Need Over AJP (C/A)
Imperial	11.30	12.7	1	12
Humboldt	8.00	9.8	1	22
Lake	4.70	5.9	1	26
Sutter	5.30	6.8	1	29
Tehama	4.33	5.9	1	36
Placer	14.50	17.4	2	20
Madera	9.30	11.4	2	22
Kings	8.60	11.4	2	33
Merced	12.00	15.1	3	26
Shasta	12.00	15.9	3	33
Ventura	33.00	37.7	4	14
Tulare	23.00	27.7	4	20
Stanislaus	24.00	30.0	5	25
San Joaquin	33.50	41.8	8	25
Fresno	49.00	62.2	13	27
Kern	43.00	59.1	16	37
Sacramento	72.50	93.1	20	28
Riverside	80.00	117.3	37	47
San Bernardino	88.00	137.8	49	57
			<b>173</b>	

\* Does not include the 25 judgeships authorized and funded by the 2019 Budget Act.

† Rounded down to the nearest whole number

## Appendix G: Subordinate Judicial Officer Conversions

Fiscal Years 2007–08 through 2018-19

### Background

Rule 10.700 of the California Rules of Court provides for the use of subordinate judicial officers (SJOs) to perform subordinate judicial duties. A presiding judge may also assign an SJO to act as a temporary judge where lawful if the presiding judge determines that it is necessary for the effective administration of justice because of a shortage of judges.

During the 1980s and 1990s, the shortage of judicial positions across the state led many trial courts to create SJO positions to manage their caseloads. The stagnation in the number of new judgeships combined with the growth in the number of SJO positions created an imbalance in many courts, with SJOs spending much of their time working as temporary judges.

To restore the appropriate balance between judges and SJOs in the trial courts, in 2007 the Legislature passed Assembly Bill 159 which authorized the conversion of 162 SJO positions to judgeships in 25 courts where the judicial workload assessment determined that the number of SJOs exceeded the workload appropriate to SJOs.

**Table 1: Subordinate Judicial Officer Conversions**

	Positions Eligible for Conversion	SJO Conversions												Total Conversions to Date	Positions Remaining to Convert
		07-08	08-09	09-10	10-11	11-12*	12-13	13-14	14-15	15-16	16-17	17-18	18-19		
<b>Courts Still Eligible for SJO Conversions</b>															
Los Angeles	79	4	5	7	7	8	6	7	7	7	5	5	9	77	2
Placer	2	0	0	0	0	0	0	0	0	0	0	0	0	0	2
														0	
<b>Unallocated SJO Conversion Positions**</b>															
	3														3
<b>Courts That Have Completed Their SJO Conversions</b>															
Alameda	6	0	0	1	2	3	0	0	0	0	0	0	0	6	0
Contra Costa	4	3	0	1	0	0	0	0	0	0	0	0	0	4	0
El Dorado	2	0	1	0	1	0	0	0	0	0	0	0	0	2	0
Fresno	3	0	1	0	1	0	0	1	0	0	0	0	0	3	0
Imperial	1	0	0	0	1	0	0	0	0	0	0	0	0	1	0
Kern	1	0	1	0	0	0	0	0	0	0	0	0	0	1	0
Marin	2	0	0	0	0	1	1	0	0	0	0	0	0	2	0
Merced	2	0	1	0	0	1	0	0	0	0	0	0	0	2	0
Napa	1	0	0	0	0	0	0	0	0	0	0	0	1	1	0
Orange	17	1	2	2	2	3	2	2	0	0	0	0	3	17	0
Riverside	6	1	1	0	0	1	3	0	0	0	0	0	0	6	0
Sacramento	6	1	2	0	0	2	0	0	0	0	1	0	0	6	0
San Diego	7	2	0	0	0	0	1	1	0	2	0	1	0	7	0
San Francisco	2	1	0	1	0	0	0	0	0	0	0	0	0	2	0
San Luis Obispo	2	1	0	0	0	0	0	0	1	0	0	0	0	2	0
San Mateo	2	0	0	0	0	0	0	0	0	0	0	0	2	2	0
Santa Barbara	2	0	0	2	0	0	0	0	0	0	0	0	0	2	0
Santa Cruz	2	0	0	0	0	1	0	0	0	1	0	0	0	2	0
Solano	3	1	2	0	0	0	0	0	0	0	0	0	0	3	0
Sonoma	2	0	0	1	1	0	0	0	0	0	0	0	0	2	0
Stanislaus	1	0	0	0	1	0	0	0	0	0	0	0	0	1	0
Tulare	2	0	0	1	0	0	0	0	1	0	0	0	0	2	0
Yolo	2	1	0	0	0	0	0	0	1	0	0	0	0	2	0
<b>Total</b>	<b>162</b>	<b>16</b>	<b>16</b>	<b>16</b>	<b>16</b>	<b>20</b>	<b>13</b>	<b>11</b>	<b>9</b>	<b>11</b>	<b>6</b>	<b>6</b>	<b>15</b>	<b>155</b>	<b>7</b>

Last Updated: July 2019

\*The total conversions in FY 2011-2012 exceed 16 because of the enactment of Senate Bill 405, which increased the number of allowable conversions in specific circumstances for this fiscal year.

\*\*Three positions became newly available for reallocation as a result of the Contra Costa Superior Court's elimination of 3 conversion eligible SJO positions.

Note: Shaded rows represent courts that have completed all of the conversions for which they are eligible.