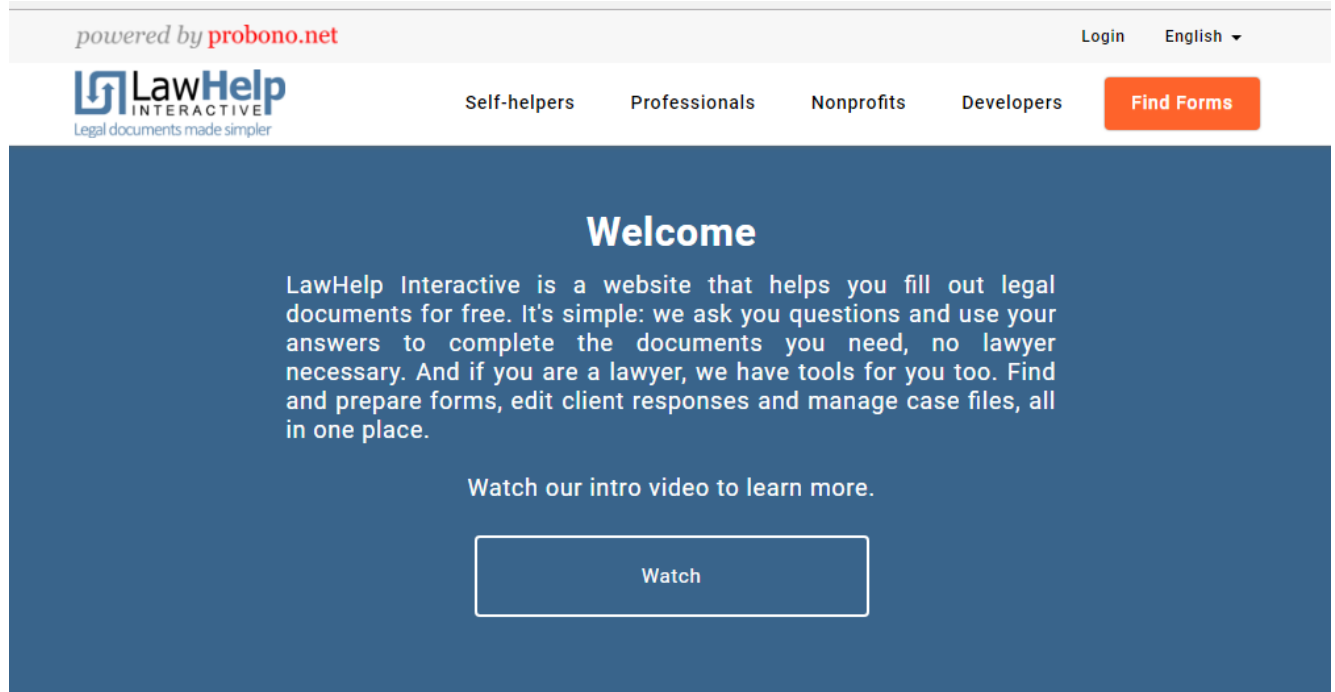


## How to Access and Work with Saved Answers

1. If you are already registered and want to return to an interview to make changes to your answers, go to <https://lawhelpinteractive.org> . Select “Login” at the top right of the initial program screen to login.



The screenshot shows the LawHelp Interactive website homepage. At the top, it says "powered by **probono.net**". On the right, there are links for "Login" and "English" with a dropdown arrow. The main navigation bar includes "Self-helpers", "Professionals", "Nonprofits", "Developers", and a prominent orange "Find Forms" button. The main content area has a dark blue background with the heading "Welcome". Below the heading, a paragraph describes the website's purpose: "LawHelp Interactive is a website that helps you fill out legal documents for free. It's simple: we ask you questions and use your answers to complete the documents you need, no lawyer necessary. And if you are a lawyer, we have tools for you too. Find and prepare forms, edit client responses and manage case files, all in one place." Below this text is the instruction "Watch our intro video to learn more." and a white button with the text "Watch".

2. Enter your username and password and click "Submit."

powered by **probono.net** Login English ▾

**LawHelp**  
INTERACTIVE  
Legal documents made simpler

Self-helpers Professionals

Find Forms

## Welcome

LawHelp Interactive is a website that helps you find legal documents for free. It's simple: we ask you questions and provide answers to complete the documents you need. If necessary, we have templates and forms you can fill out and prepare forms, edit client responses and more, all in one place.

Watch our intro video to learn more.

Watch

\* Username  
The Username field is required.

\* Password  
The Password field is required.

Submit

[Forgot Password?](#)

### 3. Select My Answers: Saved Answers

powered by **probono.net** dglick Log Out English ▾

**LawHelp** INTERACTIVE Forms My Answers Developer Portal Resource Library Account Information  
Legal documents made simpler Saved Answers Shared Answers

---

## Saved Answers

These are your saved answers. Use the icons to edit, email, print or share your answers.  
If you are looking for a form, go to Find Forms.

**Icon Legend**

Get Form	Open	Download xml
Share	Email	Delete

**Quick Tips**

Use the pencil icon to edit previous answers.

Download, print or email your answers right from this page.

Close all browser windows when you finish.

[Export Excel](#) Save Filter | My Filter | Default

Drag a column header and drop it here to group by that column

Filename	Description	Created	Updated	
EARO petition answers		02/16/2018	03/05/2018	

Click on the “Open” icon for the answer file you want to update. The interview you used previously will launch.

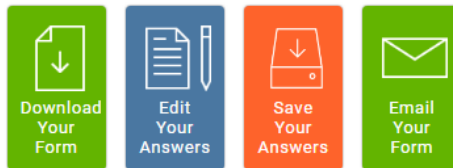
4. After you update your data, select Finish, which will take you to the Next Steps screen. Be sure to select Save Your Answers (the orange button).

Done! You have answered all the questions for:

## Consumer Debt Collection Defense System

### Next Steps

What would you like to do now? Use the buttons below to take the next step.



### Quick Tips

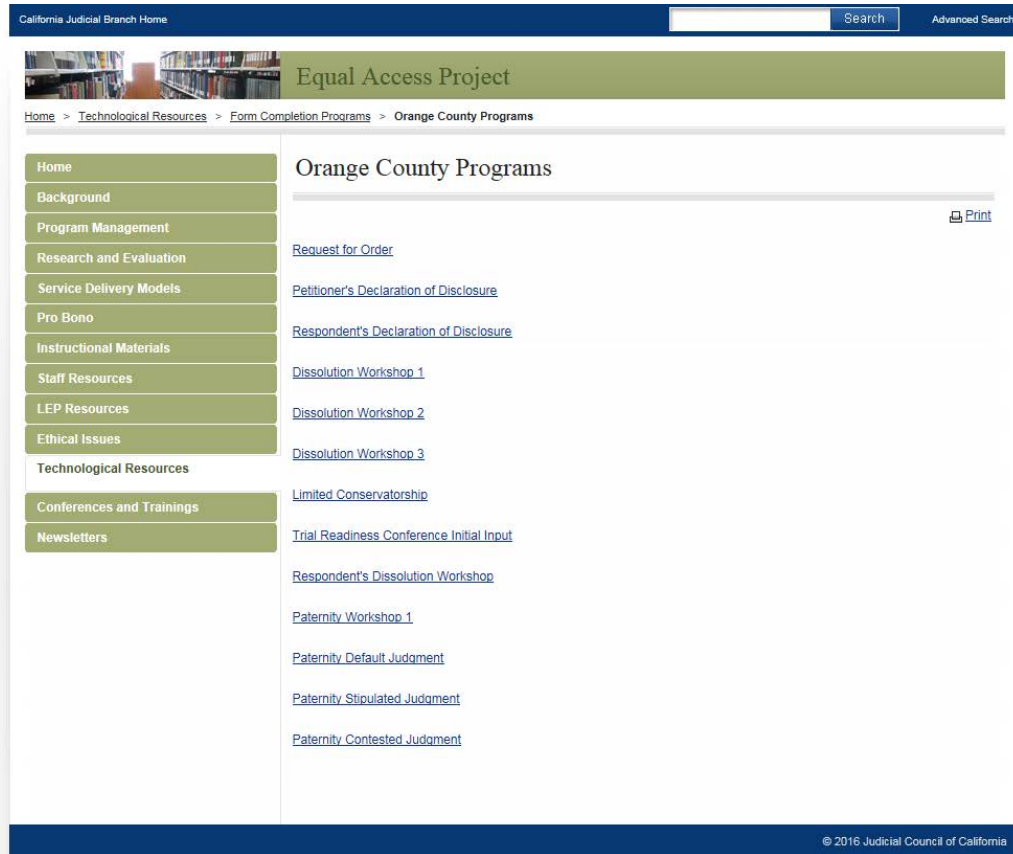
If you plan to use this form again, mark it as a favorite for easy retrieval.

Download a form without having to re-take the interview by simply clicking the 'Download' icon next to the form you want on the 'My Answers' page

Take our survey


5. You can also access saved answer files in a different interview. For example, if you are completing your default judgement, you can use the answer file that you saved when you completed your petition and declarations to start your default judgment interview. This will save you time because you won't have to re-enter data.

For example, you may go to a website that looks something like the one below and select Dissolution Workshop 2 after you have completed Dissolution Workshop 1.



6. You will be redirected to LHI. Enter your information under "Login."

powered by **probono.net** Login English ▾

 **Self-helpers** **Professionals** **Nonprofits** **Developers** **Find Forms**

**Welcome**

LawHelp Interactive is a website that helps you fill out legal documents for free. It's simple: we ask you questions and use your answers to complete the documents you need, no lawyer necessary. And if you are a lawyer, we have tools for you too. Find and prepare forms, edit client responses and manage case files, all in one place.

[Watch our intro video to learn more.](#)

Let's get started!  
You are about to begin:

### Orange Dissolution Workshop 2

Updated: July 17, 2017

**State** California

If you are inactive for 2 hours, your session will end and you will need to start the interview again.

If you have an account and you are logged in

### Login

<input type="text" value="* Username"/>	<input type="password" value="* Password"/>	<input type="submit" value="Submit"/>
---	---	---------------------------------------

The Username field is required.

The Password field is required.

[Forgot Password?](#)

- Select the saved answer file that you want to use under File Name. Data that you entered during your previous interview will populate to the current interview so that you don't have to re-enter it. Using an existing answer file, you can complete subsequent interviews, save your answer file with your updated data and print the forms corresponding to the subsequent interview.

powered by **probono.net** Log Out English ▾

**LawHelp** INTERACTIVE My Answers Account Information **Find Forms**  
 Legal documents made simpler

---

interview.

### Orange Dissolution Workshop 2

Updated: July 17, 2017

**State** California

If you are inactive for 2 hours, your session will end and you will need to start the interview again. If you have an account and you are logged in when this happens, please make sure to log out to close your account if you decide to leave LHI.

Log In or **SIGN UP TO SAVE** as you go

**Start Interview**

Saved Answers  Shared Answers

Start with saved answers or choose shared answers. Click on the file name of the answers you want to use.

[Export to Excel](#) Save filter | My filter | Default

Drag a column header and drop it here to group by that column

File Name	Description	Created On
<a href="#">Divorce Filing 1</a>	First set of documents for divorce	01/12/2018

- From the "My Answers: Saved Answers" page, you can also share your answer file with LHI users by selecting the "Share" icon located to the right of each saved answer set. For example, if your Court self-help center provided you with their User ID, you can share your answers with them. Your court will provide more information about this feature, if it's available.

powered by **probono.net** dglick Log Out English ▾

**LawHelp** INTERACTIVE  
Legal documents made simpler

Forms **My Answers** Developer Portal Resource Library Account Information

**Saved Answers** Shared Answers







---

## Saved Answers

These are your saved answers. Use the icons to edit, email, print or share your answers.

If you are looking for a form, go to Find Forms.

**Icon Legend**

 Get Form	 Open	 Download xml
 Share	 Email	 Delete

**Quick Tips**







Use the pencil icon to edit previous answers.

Download, print or email your answers right from this page.

Close all browser windows when you finish.

[Save Filter](#) | [My Filter](#) | [Default](#)

Drag a column header and drop it here to group by that column

Filename	Description	Created	Updated +	
EARO petition answers		02/16/2018	03/05/2018	     



9. If someone has shared answers with you, you can access those answer files in order to provide remote assistance. Select "My Answers" and "Shared Answers" to access this screen, which shows the answer files that other account holders have shared with you.

powered by **probono.net** dglick Log Out English ▾

**LawHelp INTERACTIVE** Legal documents made simpler Forms My Answers Developer Portal Resource Library Account Information

Saved Answers **Shared Answers**

---

## Shared Answers

A user has shared these answers with you for your review. Click 'Edit' to see the shared answers. If you are looking for a form, go to Find Forms.

Click Play to see the shared answers in the interview.  
To open shared answers in any other interview, take the following steps:

1. Go to the website that you visited before LawHelp Interactive that has the interview you want to use.
2. Find the link that sent you to LawHelp Interactive and click it.
3. Log in to LawHelp Interactive with your username and password.
4. Select "Shared Answers" option.
5. Pick your shared answers from the list and click on Play button.
6. Review or change your answers.




**Quick Tips**


Launch the interview the shared answers were saved in to review and edit them

Easily download the document by clicking the 'Download' button







Close all browser windows when you finish your forms.

**Icon Legend**

 Get Form
 Open
 Download xml

 Export Excel
Save Filter | My Filter | Default

Drag a column header and drop it here to group by that column

File Name	Description	Updated	Shared	Shared By	
name change		09/22/2017	09/22/2017	kcannata	 
kcannata's Answers (created 03/06/2017 07:20:50 PM)	enter info	03/06/2017	03/06/2017	kcannata	 
kcannata's Answers (created 6/30/2015 5:52:29 PM)	foreign service test	06/30/2015	06/30/2015	kcannata	 

From this page, you can open the answer file within the interview in which it was last opened (i.e., if it was last opened within the civil harassment program, it will open within this program from this page).

You can change, add or remove answers from the answer file within the interview and generate the documents for filing. Please note that there is only one version of the answer file on LHI. When it is shared, this does not create a copy. Therefore, any changes made are made to the original file.